

(Model.)

J. GORDON.
DETACHABLE BOOK COVER.

No. 301,981.

Patented July 15, 1884.

Fig. 1.

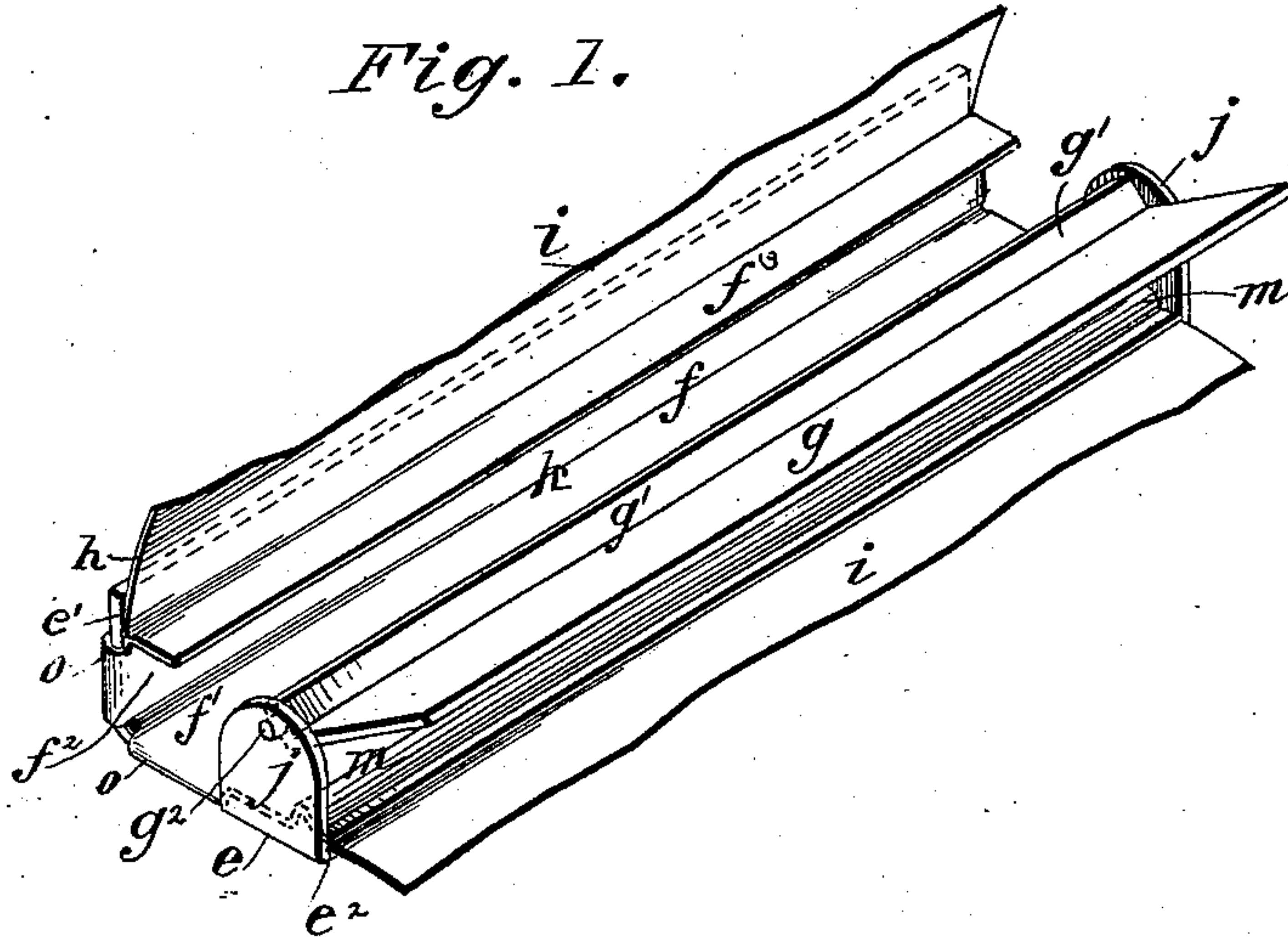


Fig. 2.

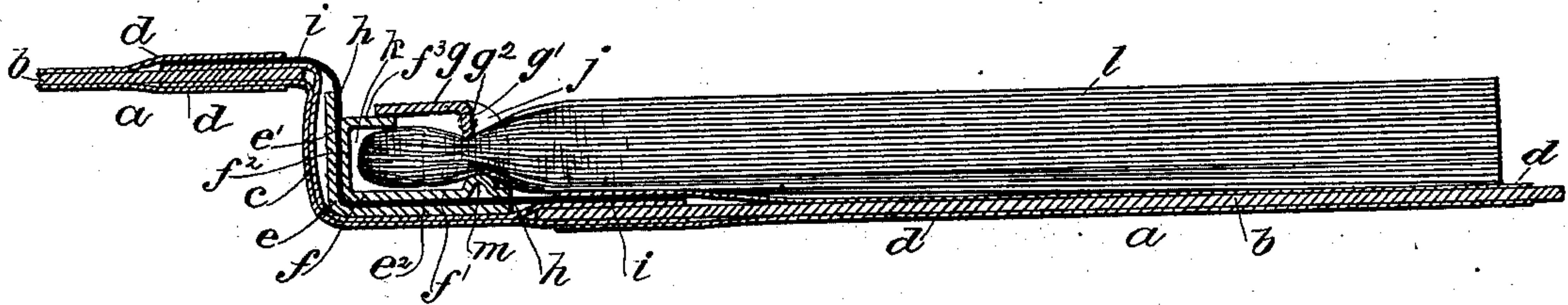
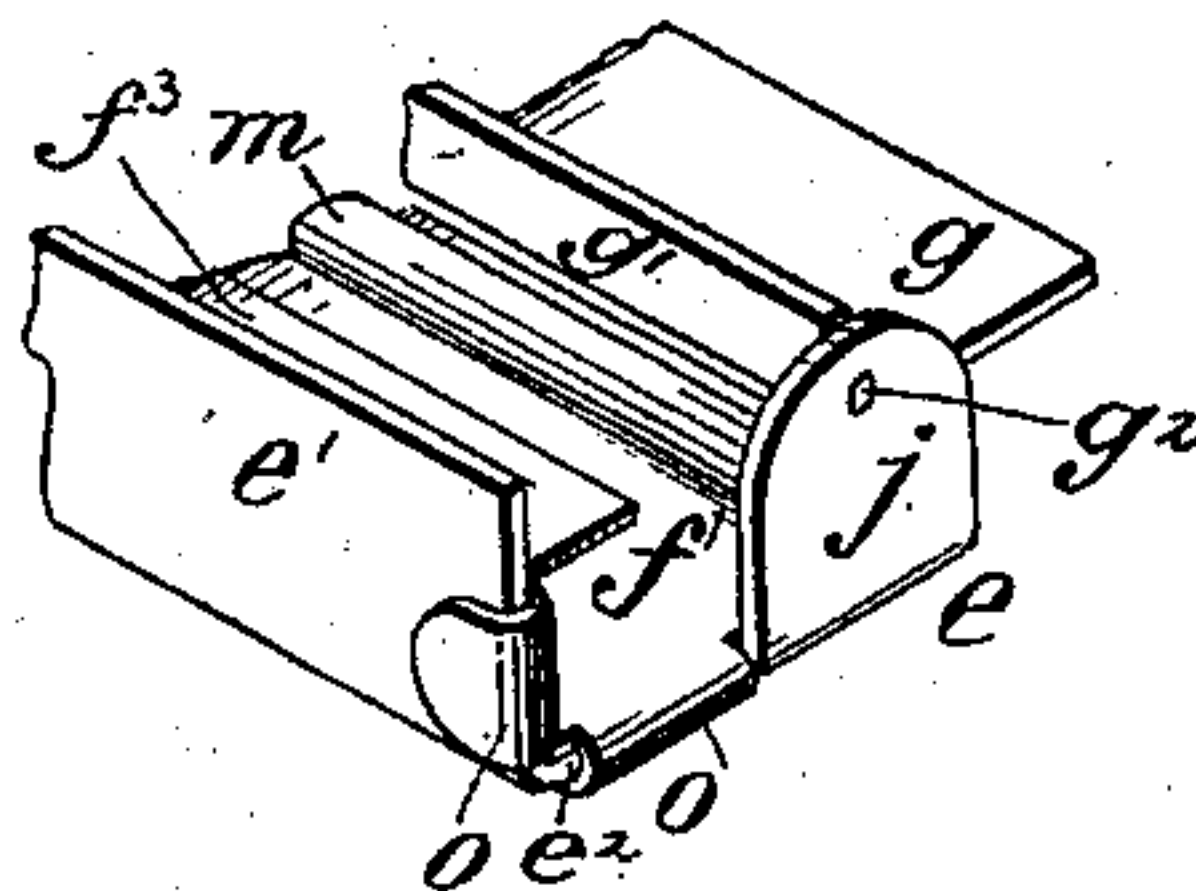


Fig. 3.



WITNESSES:

John G. Deemer
B. G. Underwood

INVENTOR:

J. Gordon.

BY

Munn & Co.
ATTORNEYS.

UNITED STATES PATENT OFFICE.

JAMES GORDON, OF STRATFORD, ONTARIO, CANADA.

DETACHABLE BOOK-COVER.

SPECIFICATION forming part of Letters Patent No. 301,981, dated July 15, 1884.

Application filed August 4, 1883. (Model.)

To all whom it may concern:

Be it known that I, JAMES GORDON, of Stratford, in the Province of Ontario and Dominion of Canada, have invented a new and Improved Detachable Book-Cover, of which the following is a full, clear, and exact description.

The object of my invention is to provide a simple, inexpensive, and efficient device to be connected with straw-board, cloth, or leather covers for forming a temporary binding for memorandum-books or slips of any kind, or for merchants' or manufacturers' price and sample cards, or packages of written, printed, or other matter.

The invention consists in the combination, with the covers of the holder, of a binder formed of two relatively-fixed plates, between which a strip is clamped securely, and by which strip the binder is fastened to the covers, and a pivoted movable clamping-plate, which acts over and with the inner fastening-strip-holding plate, to bind the book or articles to be held firmly but removably to the covers.

The invention includes, also, special constructions of the parts of the binder and their combination for joint operation, all as herein-after fully described and claimed.

Reference is to be had to the accompanying drawings, forming a part of this specification, in which similar letters of reference indicate corresponding parts in all the figures.

Figure 1 is a front perspective view of the binder detached from its covers. Fig. 2 is a cross-sectional elevation of the binder, a longitudinal section of the covers to which it is applied, and an edge view or section of a memorandum-book held by the binder within the covers; and Fig. 3 is a rear perspective view of one end of the binder with its fastening-strip removed.

I here represent the covers proper, *a*, as made of sides *b*, of straw-board, connected by a double leather back, *c*, and covered on each side by the muslin, paper, or leather facings *d*; but these covers *a* may be made of any suitable material or combination of materials, and may be finished in plain or rich style, as desired. The binder proper, which forms practically an integral part of the cover, consists

of four principal parts—viz., a bed or base plate, *e*, an intermediate lower clamp-plate, *f*, an upper movable clamp-plate, *g*, and a flexible strip, *h*, confined between plates *e f*, and projecting at each side in suitable flaps *i*, by which the binder is attached to the covers *a*. The plates *e f g* are preferably stamped from sheet metal, such as brass; but any suitable material may be employed. The plate *e* is bent at about a right angle to form a back piece, *e'*, and a bed-piece, *e''*; and I form on or fix to the plate *e* at each end and next its outside edge the ear or lip *j*, said lips rising from the body of piece *e''* at about right angles thereto, as shown. The plate *g* has a clamping-jaw, *g'*, bent at about a right angle with its body portion, the edge of which jaw may be either plain or serrated, as desired, and the jaw *g'* has pivot-pins *g''*—one at each end—by which the plate *g* is pivoted in the lips *j* of plate *e*. The pins *g''* are arranged inside of or eccentrically to the gripping-edge of jaw *g'*, to grasp the book or papers to be held with a gradually-increasing force as the jaw is pressed downward toward the vertical position. The plate *f* is bent twice longitudinally and at about right angles into a bed-piece, *f'*, a back piece, *f''*, and an overhanging flange-piece, *f'''*, thereby forming a pocket, *k*, to receive the back of a memorandum-book or other package, *l*, to be bound. A gripping projection or bead, *m*, is formed along the outer edge of plate *f*, and rises from the inner surface of the plate. Lips *o* are formed upon or fixed to plate *f*, so that when the strip *h* is placed between plates *e* and *f* these lips *o* may be bent over and pressed firmly on or clinched against the back of plate *e*, for securing all the parts of the binder firmly together. The lips *o* may be formed on plate *e*, to be bent over upon the inner face of plate *f*, or these lips may be formed on both plates; but the construction shown is preferred, as it leaves the inner face of the back part of the binder smooth for a better finish, and free introduction of the book or package within the binder. The binder is finally secured to the covers by gluing, riveting, or otherwise fastening the flaps *i* thereto, as indicated in Fig. 2.

To secure the book *l* by the binder and within the protecting covers *a*, the plate *g* is

swung over, as in Fig. 1, and the back of the book is then passed into the pocket *k*, whereupon the plate *g* is swung over upon flange *f*³, bringing the gripping-jaw *g'* to the vertical position, or thereabout, and bringing the back of the book firmly between jaw *g'* and ridge or bead *m*. It will be noticed that jaw *g'* binds upon the book at one side of a line drawn through the center of bead *m*, for more secure fastening, all as shown in Fig. 2.

My improved detachable self binder and cover may be made to hold and protect books or packages of any size or thickness desired, the hold being firm and the protection complete, and one book may be substituted for another both easily and quickly.

Having thus described my invention, I claim as new and desire to secure by Letters Patent—

1. A detachable book - cover constructed with covers *a*, and a binder consisting of plate *e*, having lips *j*, in which the movable clamp-plate *g* is pivoted, a plate, *f*, clamped to plate *e* by lips *o*, and a fastening-strip, *h*, secured between plates *e f*, and having the flaps *i*, by

which the binder is held to the covers, substantially as shown and described.

2. In a book-cover, the binder-plate *e*, having lips *j*, the plate *f*, having lips *o*, bent over on the back of plate *e*, a flange, *f*³, and a bead or projection, *m*, the movable clamp-plate *g*, having gripping-jaw *g'*, and pivoted eccentrically with relation to jaw *g'* in lips *j* of plate *e*, and the fastening-strip *h*, having flaps *i*, and secured between the plates *e f* of the holder, all constructed and combined for operation substantially as shown and described.

3. A detachable book - cover constructed substantially as shown and described, and consisting of covers *a*, base-plate *e*, plate *f*, bent to form a bead, *m*, and a pocket, *k*, clamping-plate *g*, hung eccentrically in ears of base-plate *e*, and a fastening-strip, *h*, clamped between the plates *e* and *f*.

JAMES GORDON.

Witnesses:

W. R. KNOX,

GEO. HOWARD.