

(No Model.)

L. BRAND.

SWINGING DEMIJOHN AND LABEL HOLDER.

No. 301,954.

Patented July 15, 1884

FIG. 1.

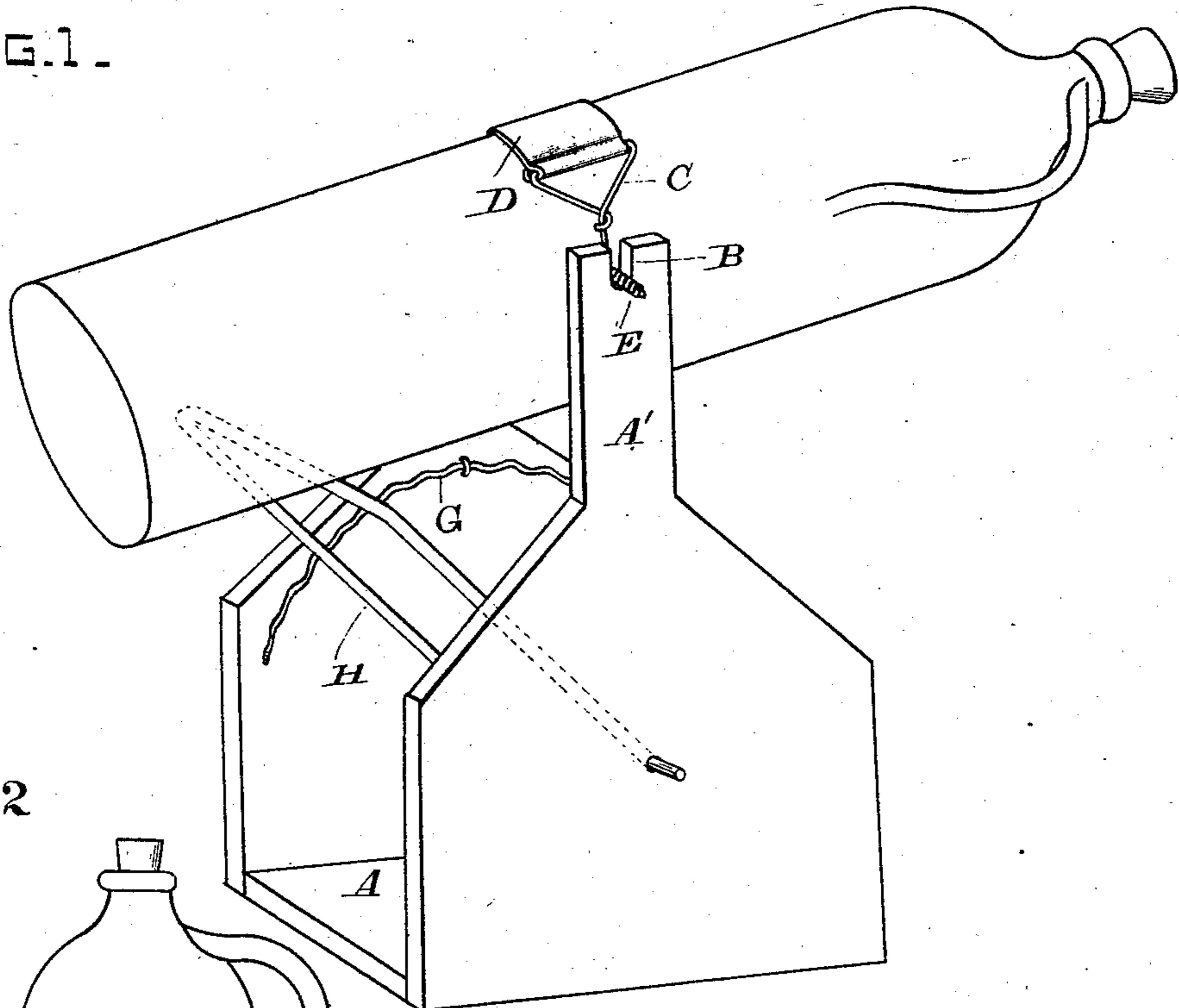


FIG 2

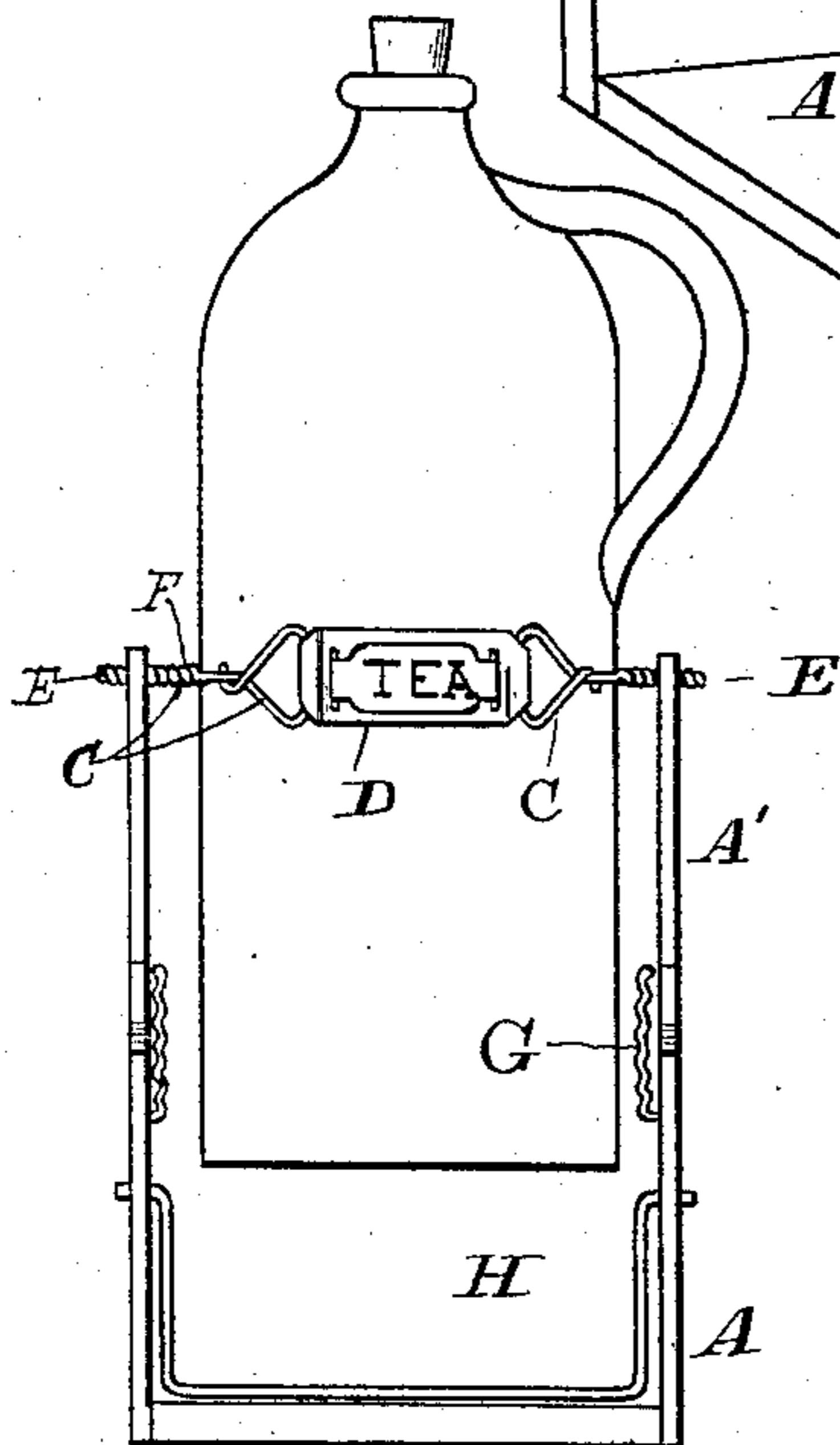
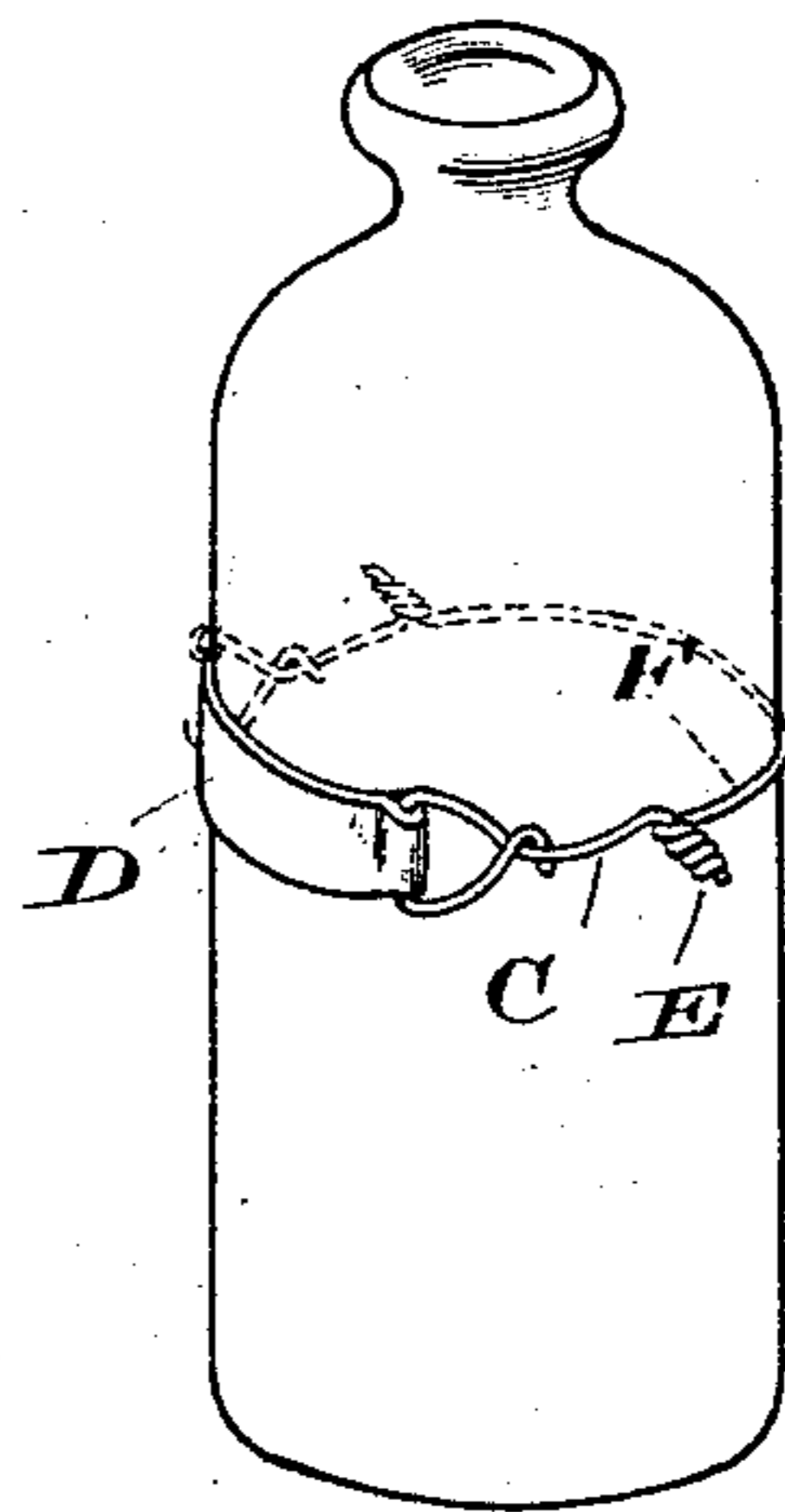


FIG. 3



WITNESSES
Wilbur Bradford
Joseph Cooney

INVENTOR
Lucien Brand
By L. W. M. Smith
Attorney

UNITED STATES PATENT OFFICE.

LUCIEN BRAND, OF ALAMEDA, CALIFORNIA.

SWINGING DEMIJOHN AND LABEL-HOLDER.

SPECIFICATION forming part of Letters Patent No. 301,954, dated July 15, 1884.

Application filed April 10, 1884. (No model.)

To all whom it may concern:

Be it known that I, LUCIEN BRAND, a citizen of the United States, residing at Alameda, in the county of Alameda and State of California, have invented a new and useful Swinging Demijohn and Label-Holder Combined, of which the following is a specification.

The objects of my invention are to provide a means whereby a swinging demijohn can be suspended in bearings and kept in a tilted or inclined position while the contents are being emptied or withdrawn from it, and also to provide a means by which the label that is to indicate the contents of the vessel is permanently attached.

I accomplish these objects by the means illustrated in the accompanying drawings, in which—

Figure 1 is a perspective view showing my improved swinging demijohn in position. Fig. 2 is an elevation of the demijohn and its supporting frame or stand. Fig. 3 is a perspective view of the demijohn removed from the stand.

Similar letters of reference are used to indicate like parts throughout the several views.

In carrying out my invention, I construct a wooden frame, A, provided with upwardly-extending arms A', in the ends of which are made notches B for the journals or bearings of the demijohn.

In order to suspend my demijohn and provide a label-holder and sustain the same in proper position around the vessel, I employ three pieces of wire nearly uniform in length, and the ends of two of these pieces or strands, C, are passed through the openings in the curved ends of the metal label-holder D, and are then bent around over and under the strand itself where these ends terminate, as shown. The opposite or outer ends of these two wires are bent at a right angle outwardly, in which position the label-holder is placed around that side of the vessel which is intended to be uppermost.

In order to bind the label and holder to the vessel, and also provide sustaining-journals E, a piece of wire, F, of sufficient length is passed around the opposite portion of the vessel, having its ends also bent at a right angle, and so as to intersect with the two ends of the strands C C, in which position the two bent ends are

united and twisted together to form the said journals E. The vessel is then placed in the frame or holder with these journals in the notches of the frame.

The device for tilting the demijohn consists of curved racks G, attached to both sides of the frame, and these racks are made of crimped or notched wire, as shown. A suspending bail or arm, H, having its end bearings also in the sides of the frame, is made to operate along the curved rack, and in practice the demijohn rests upon this bail, as shown in Fig. 1, which can be so arranged along the rack as to tilt the demijohn at any inclination desired, in which position it is allowed to remain until from time to time the contents of the vessel are exhausted. By this means not only is the vessel in position to be always drawn from, but the sediment contained in the liquid or fluid is left undisturbed, as it will settle in the lowest depression of the vessel and remain there until the clear liquid is withdrawn, and the vessel may be always kept in the same tilted or inclined position without fear of loss, so long as the cork is kept firm in the neck of the bottle, demijohn, or other vessel.

Having thus described my invention, what I claim, and desire to secure by Letters Patent, is—

1. The combination, with a frame having a rack and an adjustable bail or support, of a demijohn or similar vessel journaled in said frame, substantially as described.

2. The combination, with a swinging demijohn and its supporting-frame, of the label-holder D and the wires C C and F, the ends of said wires being twisted together to form journals E, substantially as shown and described.

3. In a swinging demijohn, the means for sustaining a label or label-holder thereupon, consisting of the strands of wire C, looped into the label or label-holder and forming a part of the journals, in the manner substantially as described.

In testimony that I claim the foregoing I have hereunto set my hand and seal.

LUCIEN BRAND. [L. S.]

Witnesses:

C. W. M. SMITH,
WILMER BRADFORD.