

(No Model.)

H. G. SKIDMORE & C. W. HARMAN.

WATCH CASE.

No. 301,928.

Patented July 15, 1884.

Fig. 1.




Fig. 4.




Fig. 5.




Fig. 2.




Fig. 3.

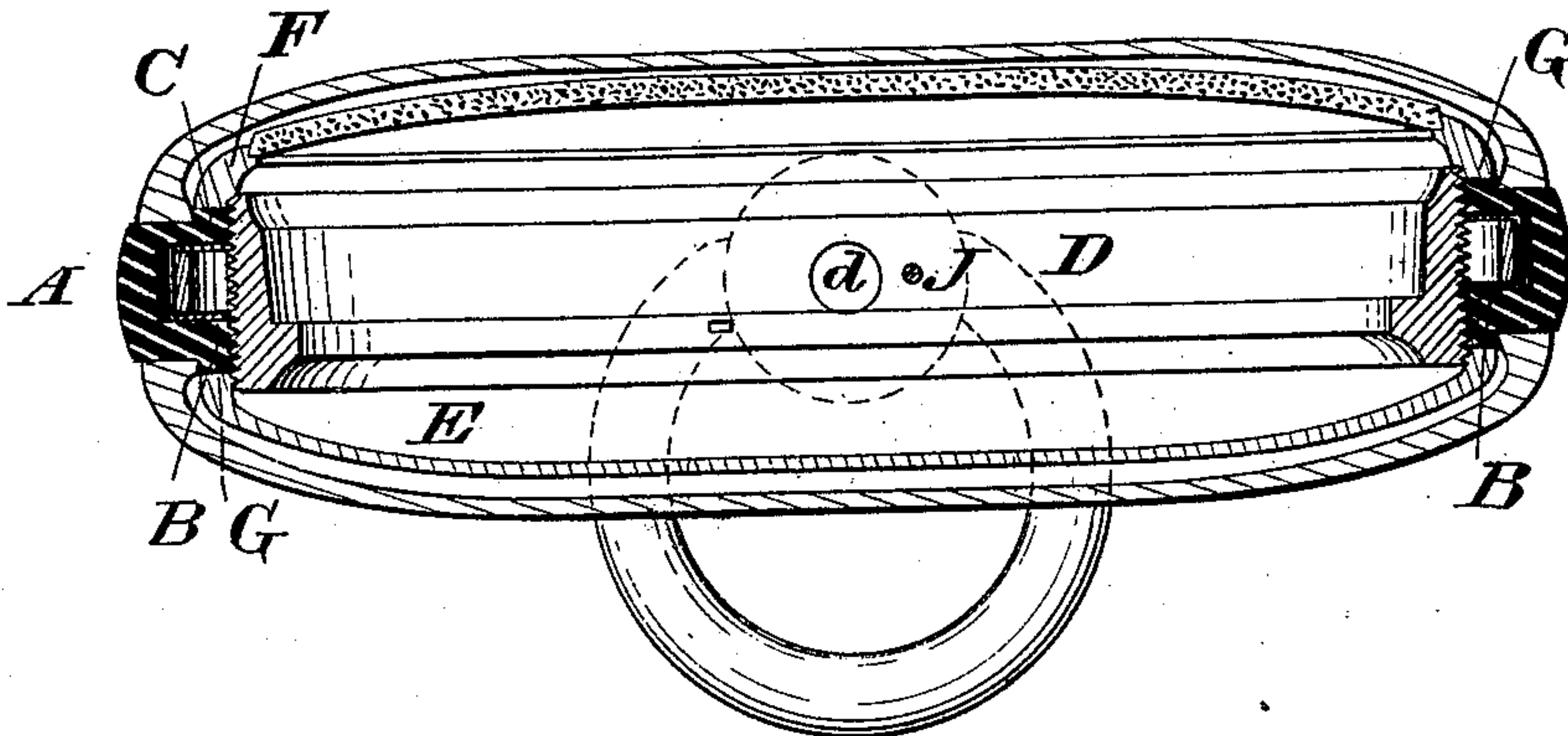



Fig. 6.



Fig. 7.



Attest:
A. P. Knight
Geo. L. Wheelock

Inventors:
Horace G. Skidmore
C. Wesley Harman
For Knight Bros. Atty.

UNITED STATES PATENT OFFICE.

HORACE G. SKIDMORE AND C. WESLEY HARMAN, OF CINCINNATI, OHIO.

WATCH-CASE.

SPECIFICATION forming part of Letters Patent No. 301,928, dated July 15, 1884.

Application filed February 27, 1884. (No model.)

To all whom it may concern:

Be it known that we, HORACE G. SKIDMORE and C. WESLEY HARMAN, both of Cincinnati, Hamilton county, Ohio, have jointly
5 invented a new and useful Improvement in Watch-Cases, of which the following is a specification.

Our invention has for its object the production of a dust and moisture proof watch-case
10 of compact dimensions and at a low cost.

The leading feature of our invention comprises a movement-containing band or ring of such relative axial dimensions as to extend,
15 both in front and rear, beyond the body case or center, secured to the center by being screwed within the same, its screw-threaded portions that extend outside of the center enabling the attachment of the cap and bezel.

Our invention is especially designed as an
20 improvement in the class of watch-cases illustrated in Patent No. 293,869, granted to us on 19th of February, 1884.

In the accompanying drawings, Figure 1 represents a body-center and movement band
25 or ring embodying the principal features of our invention, the body-center being shown by axial section and the movement-band by external view. Figs. 2 and 3 are axial sections, respectively, of an open-face and of a hunting-case of our improved construction. Fig.
30 4 shows our mode of securing this band against angular displacement within the body-center. Fig. 5 shows a modification of the same. Fig. 6 is a section, and Fig. 7 is a rear view, showing still another modification of the device for
35 preventing circumferential shift.

A represents the body case or center of a watch-case which has one of its interior flanges, B, as in Figs. 1 and 2, or both of its flanges, B C,
40 as in Fig. 3, screw-threaded to receive the correspondingly-threaded periphery of the movement-containing band or ring D. The axial dimension of said band is so much in excess of that of the body-center as when the former is
45 screwed to its proper place within the latter for said band's threaded periphery to protrude in both directions sufficiently beyond the body-center to enable the screwing upon such protruding portions of the rear cap, E, and the
50 front cap or bezel, F, whose rims are interiorly threaded therefor. The said parts have such relative form that when screwed home a shoulder, G, on said cap and a like should-

der on said bezel occupy seats H upon the body-center, so as to make doubly dust-proof
55 joints. One or more screws, J, which are tapped into and through band D, engaging either in a hole or on both sides of pendent bearing-plate K, hold the band to its proper
60 place circumferentially within the body-center, in which the winder-orifice *d* is brought in exact alignment with the winder-stem L.

Instead of the screw or screws J and plate K, we may prevent circumferential disturbance of the movement-band by a half-head
65 screw, M, which, being screwed into the body-center, and its half-round head occupying a recess therein, is brought by a semi-rotation with the round portion of its head into a recess, *d'*, in the band-periphery. 70

We claim as new and of our invention—

1. In a watch-case, the combination of the elements following: a body-center having one or more screw-threaded interior flanges, an
75 exteriorly-screw-threaded movement-band screwing therein, and suitably retained to its circumferential position, said band protruding both in front and rear, and receiving the interiorly-threaded cap and bezel on a continuation of the same thread that secures said
80 band within the body-center, said cap and bezel seating upon said body-center, substantially as set forth.

2. A movement-holding ring or band for watches, adapted to be inserted and held to
85 proper place within the body-center by the combined agencies of a thread upon said band's periphery, which screws within one or both flanges of the body-center, and of one or more retaining pins or screws, the threaded periphery of said band protruding both rear and
90 front of the body-center to receive correspondingly-threaded cap and bezel, shoulders of which seat dust-proof upon the said body-center, substantially as set forth. 95

3. In a watch-case whose movement-band is screwed into the body-center, the fastening screw or screws J, which engage on the pendent binder-plate, substantially as set forth.

In testimony of which invention we here-
100 unto set our hands.

HORACE G. SKIDMORE.
C. WESLEY HARMAN.

Attest:

GEO. H. KNIGHT,
S. S. CARPENTER.