

(No Model.)

J. SANDILANDS.

SCARF RETAINER.

No. 301,757.

Patented July 8, 1884.

Fig. 1.

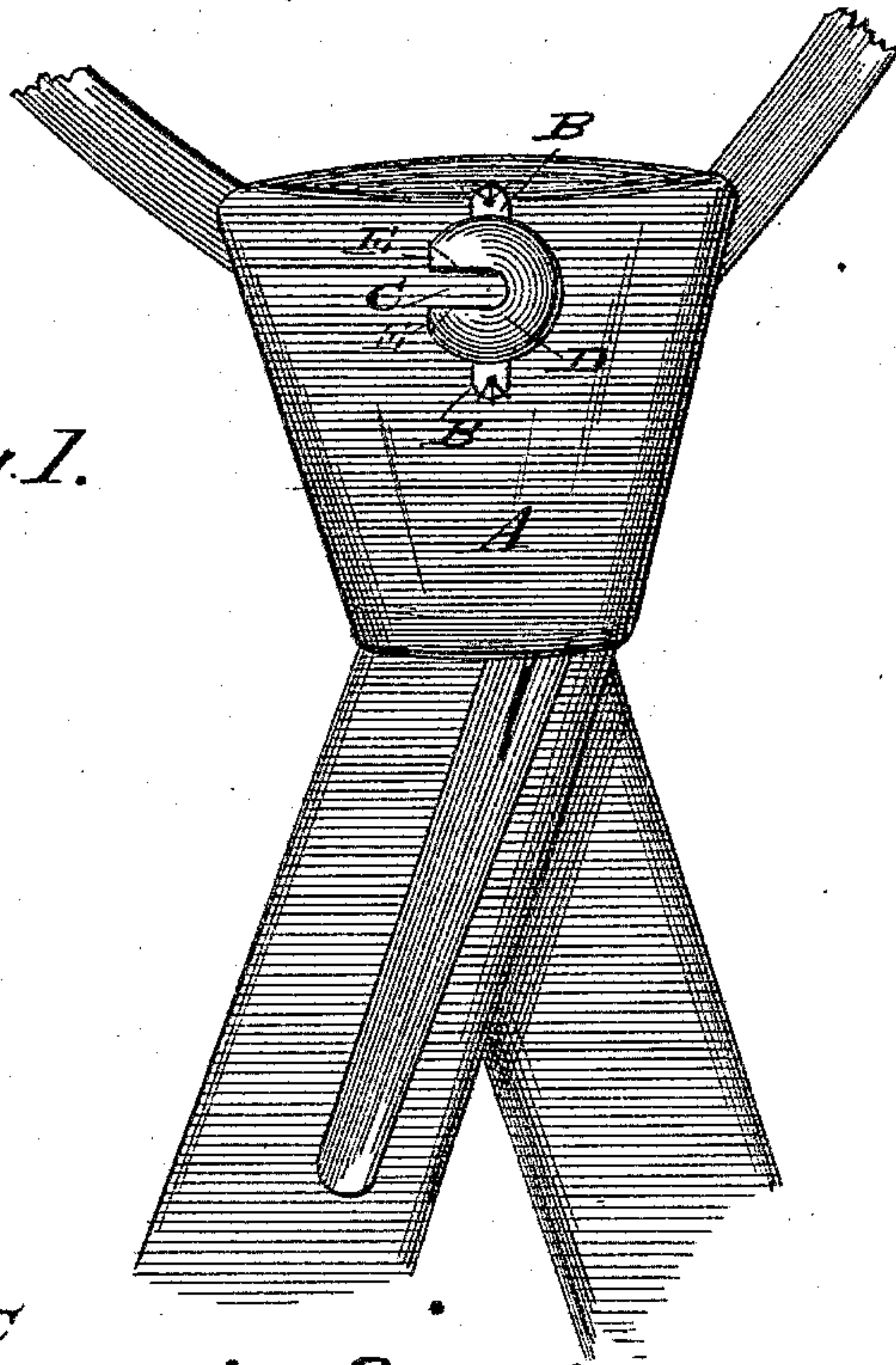


Fig. 3.

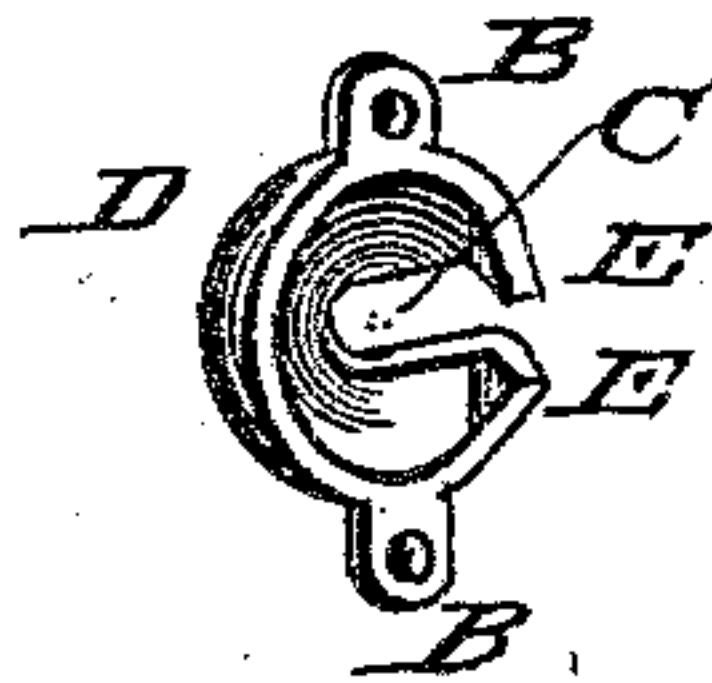


Fig. 2.

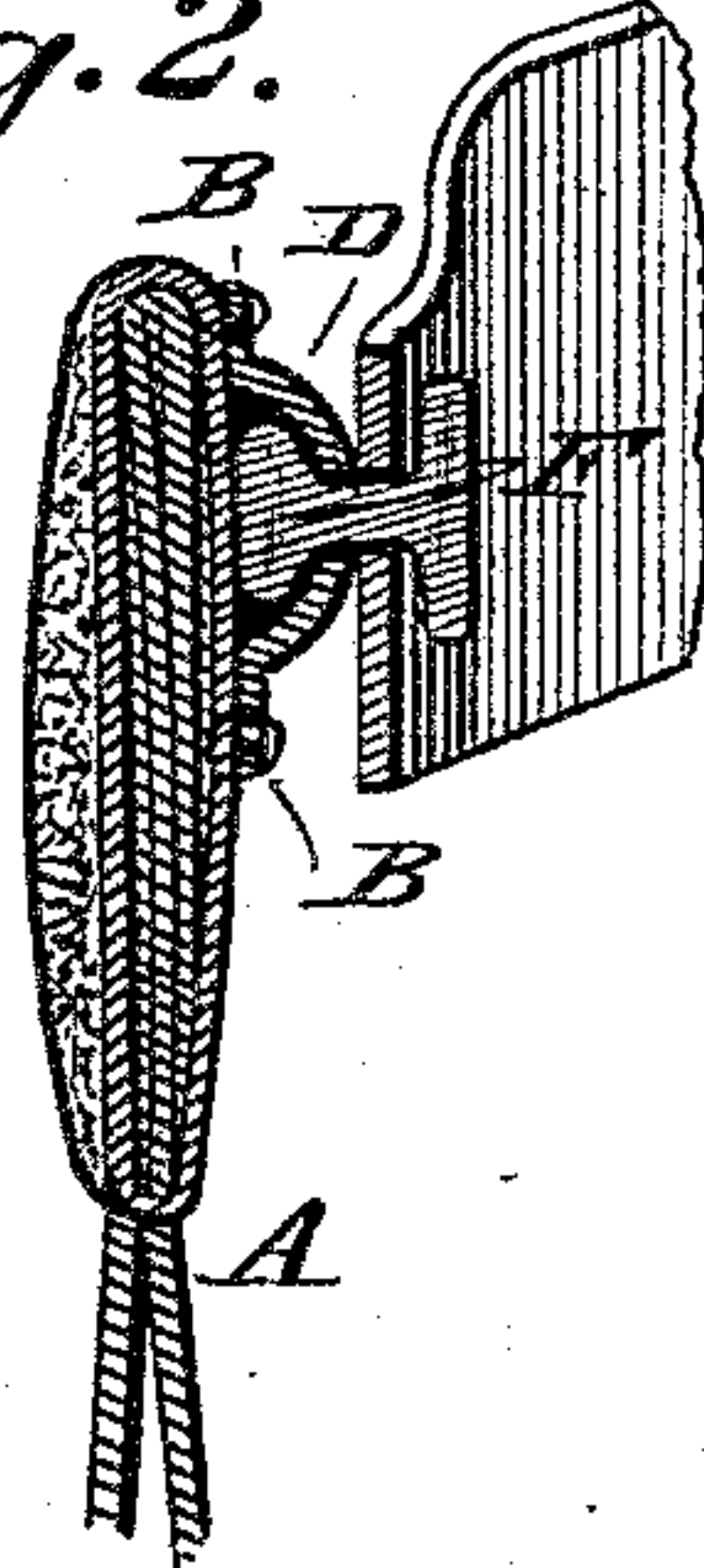
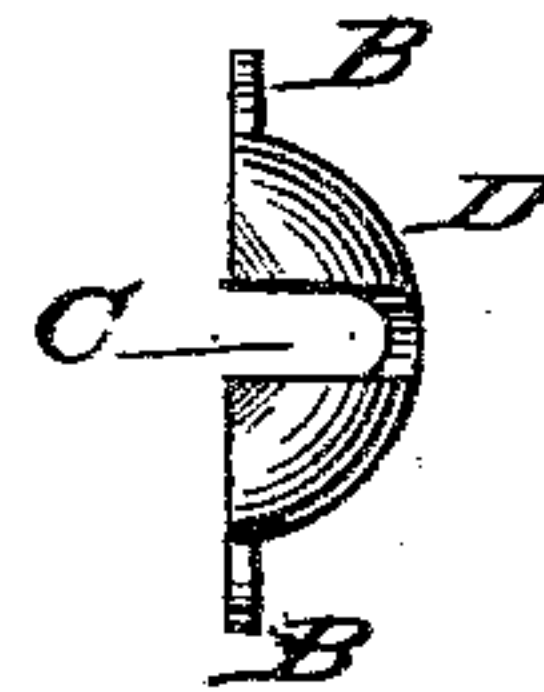


Fig. 4.



WITNESSES:

Fred. H. Dieterich
Arthur L. Morrell

INVENTOR.

John Sandilands
By Louis Bagger & Co.
ATTORNEYS.

UNITED STATES PATENT OFFICE.

JOHN SANDILANDS, OF SAN FRANCISCO, CALIFORNIA.

SCARF-RETAINER.

SPECIFICATION forming part of Letters Patent No. 301,757, dated July 8, 1884.

Application filed April 19, 1884. (No model.)

To all whom it may concern:

Be it known that I, JOHN SANDILANDS, a citizen of the Kingdom of Great Britain, and a resident of San Francisco, in the county of San Francisco and State of California, have invented certain new and useful Improvements in Scarf-Retainers; and I do hereby declare that the following is a full, clear, and exact description of the invention, which will enable others skilled in the art to which it appertains to make and use the same, reference being had to the accompanying drawings, which form a part of this specification, and in which—

Figure 1 is a view of the back or inside part of a scarf or necktie provided with my improved fastener or retainer. Fig. 2 is a sectional view of the same, showing the fastener adjusted upon the collar stud or button. Fig. 3 is a perspective view of the fastening or retaining device detached, and Fig. 4 is an edge view of the same.

Similar letters of reference indicate corresponding parts in all the figures.

My invention has relation to devices for fastening and retaining scarfs and neckties in their proper position around the neck of the wearer; and it consists in the improved fastener, which will be hereinafter more fully described and claimed, and which is an improvement upon the scarf-retainer for which Letters Patent of the United States No. 293,093 were granted to me on the 5th day of February, 1884.

In the accompanying drawings, A denotes a scarf or necktie, which may be of any desired style, shape, and construction.

The fastener consists of a round disk of metal, having two projecting ears, B B, a slot, C, leading from the periphery of the disk toward and a little beyond the center of the same, and struck up upon a suitable die to form the cup shape shown at D. This cup is fastened to the inside of the tie by stitches through the perforated flat ears B B on opposite sides of the central slot or inlet, C, the outer ends of which are bent inwardly, as shown at E, to form stops, which will prevent the head of the collar stud or button (shown at F) from slipping out of the slot C. This slot is of such a width that it will easily admit of the passage of the shank or narrow part of the collar stud or button, and after the fastener has been placed properly in its position upon the stud it will be seen that its shape is such that it will fit closely over the rounded head F of the stud or button, accommodating itself to its shape, while the inwardly-projecting stops E E will prevent the cup D from slipping off of head F, unless the device is pushed against it in such a manner as to disengage the stops from the stud.

It will be seen that this device can be struck up from any suitable sheet metal at a very small expense; that it can be affixed to any kind of a scarf or necktie; that there are no sharp edges to cut into or wear the fabric of the neckband or collar, and that it can be attached to and disengaged from the collar stud or button in a moment of time.

Having thus described my invention, I claim and desire to secure by Letters Patent of the United States—

The herein-described fastening device for attachment to neck-wear, consisting of the circular cup-shaped plate D, provided with the slot C, stops E, and ears B B, on opposite sides of and at right angles to the slot, substantially as set forth.

In testimony that I claim the foregoing as my own I have hereunto affixed my signature in presence of two witnesses.

JOHN SANDILANDS.

Witnesses:

BENJAMIN W. L. NICOLL,
LOUIS RINGEN.