

(No Model.)

G. E. SWAN & J. WELCH.

SLEEVE FOR GARMENTS.

No. 301,640.

Patented July 8, 1884.

Fig. 1.

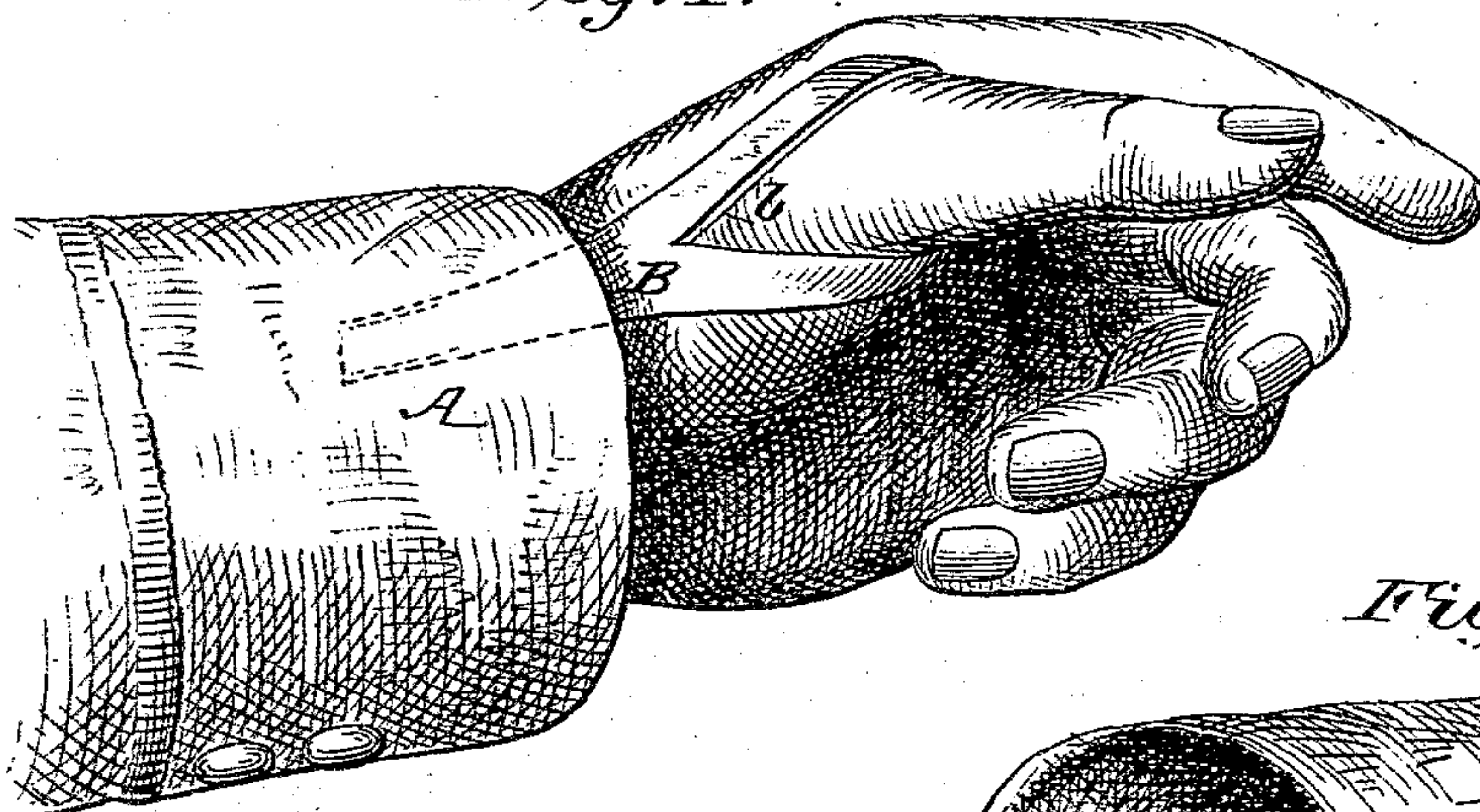


Fig. 2.

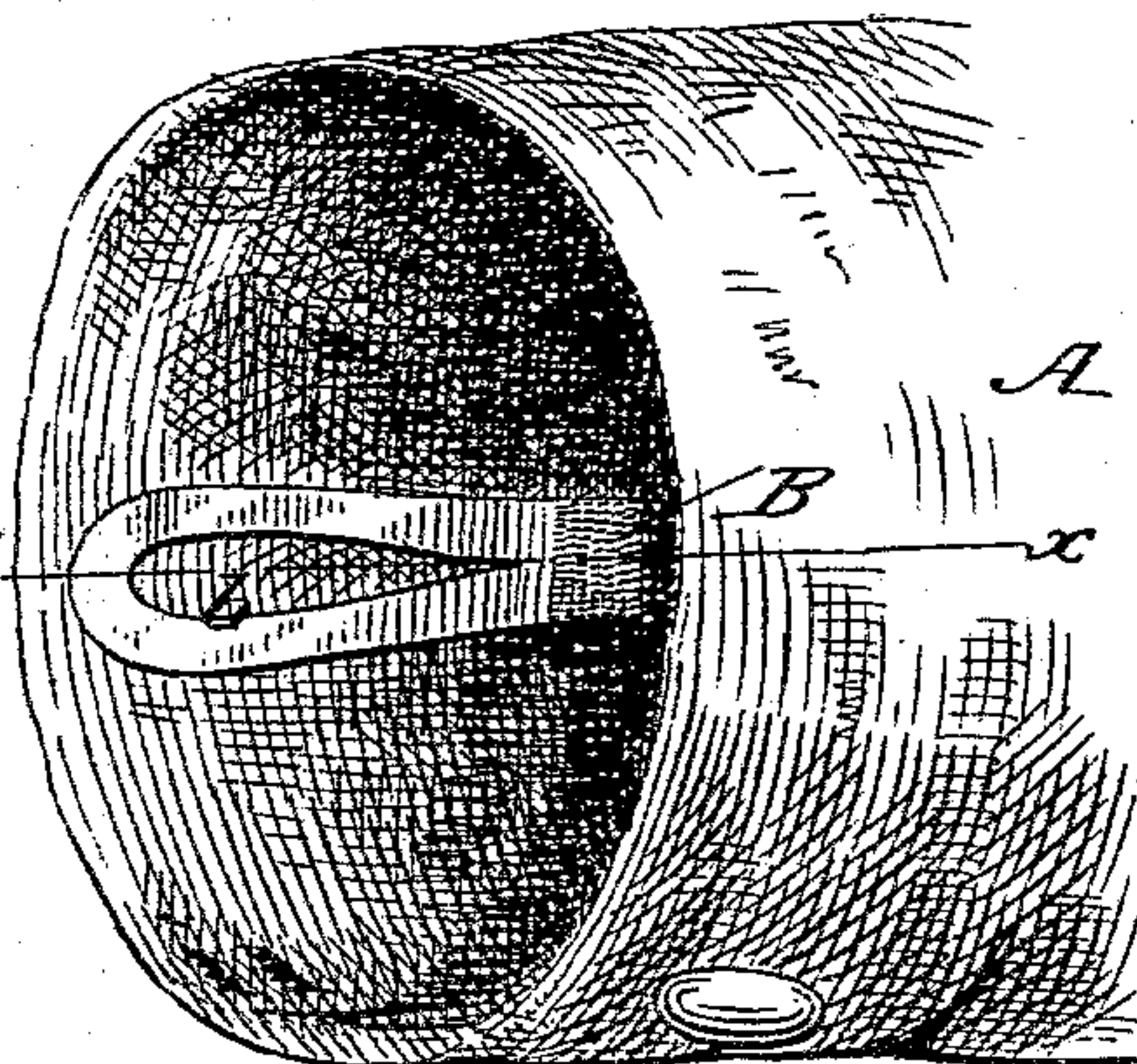


Fig. 3.

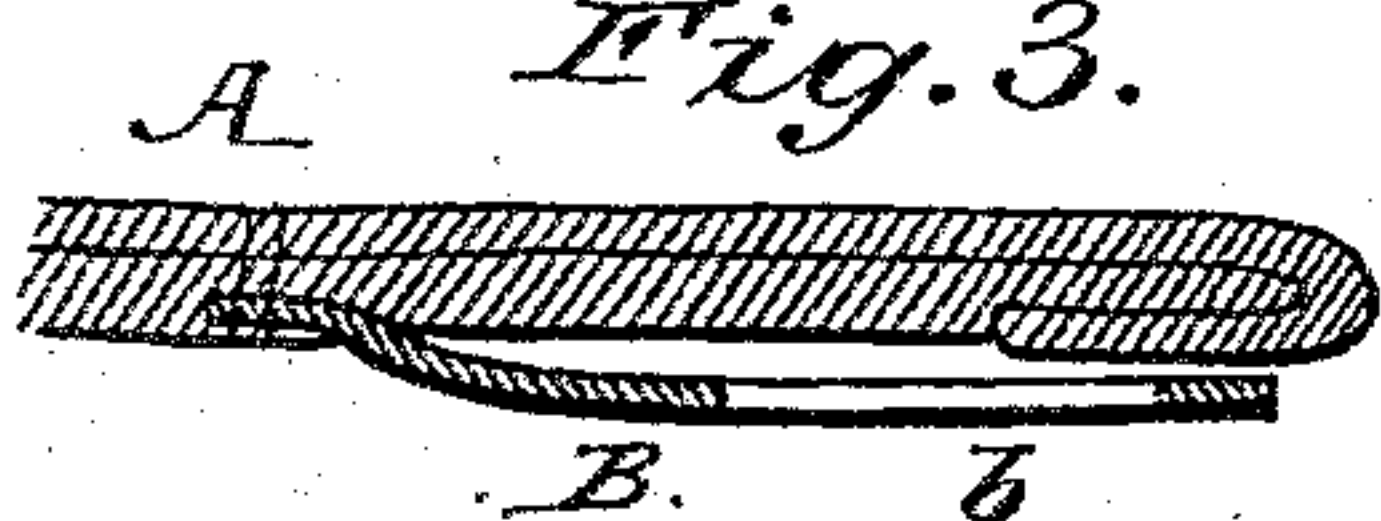



Fig. 4.



WITNESSES:

Thos. L. Dieterich,
Wm. J. Littell.

Geo. E. Swan,
James Welch

INVENTORS

J. R. Littell,
ATTORNEY.

UNITED STATES PATENT OFFICE.

GEORGE E. SWAN AND JAMES WELCH, OF BEAVER DAM, WISCONSIN,
ASSIGNORS, BY DIRECT AND MESNE ASSIGNMENTS, TO SAID SWAN.

SLEEVE FOR GARMENTS.

SPECIFICATION forming part of Letters Patent No. 301,640, dated July 8, 1884.

Application filed December 22, 1883. (No model.)

To all whom it may concern:

Be it known that we, GEORGE E. SWAN and JAMES WELCH, citizens of the United States, residing at Beaver Dam, in the county of Dodge and State of Wisconsin, have invented certain new and useful Improvements in the Sleeves of Garments, whereby they may be held in normal position while pulling on overcoats; and we do hereby declare the following to be a full, clear, and exact description of the invention, such as will enable others skilled in the art to which it appertains to make and use the same.

This invention relates to attachments to the sleeves of coats and other garments; and its object is to provide simple, inexpensive, durable, and efficient means for conveniently retaining the sleeve or other arm-covering in its normal position while pulling on overcoats and other outer garments.

To this end our invention consists in securing a strip or band of elastic or other material to the inside of the sleeve and near the hand of the wearer, which strip is adapted to be engaged by the hand to hold the sleeve down in its normal condition while pulling on the overcoat.

In the drawings, Figure 1 is a perspective view showing the engagement of the strip by the hand to retain the sleeve, as described. Fig. 2 is a detail perspective view showing the strip in its normal condition. Fig. 3 is a detail sectional view taken through the strip and a portion of the sleeve. Fig. 4 is a detail perspective view illustrating a modification in the strip or band.

Corresponding parts in the different figures are denoted by the same letters of reference.

Referring to the drawings, A designates the sleeve of a coat or other garment, and B is a strip or band, which is secured by stitching or any other suitable means to the inside of the sleeve and near the lower edge thereof. This strip B is adapted to be normally contained entirely within the sleeve, so that it will be hidden from view, and will not project from below the edge of the sleeve. At the free end of the strip B it is slit-
ted, as shown at b, or otherwise formed to provide a loop, which, when the strip is drawn below the edge of the sleeve for use, is engaged over the thumb of the wearer, when it will serve

to retain the sleeve down in its normal position on the arm of the wearer against the friction caused by pulling on the sleeve of an overcoat or other outer garment. Then the strip can be disengaged from the thumb, and will resume its normal condition. The strip B may be formed of any suitable material, but is preferably elastic, so that it will automatically retain its normal position within the sleeve, and will return of its own tension within the sleeve as soon as disengaged from the thumb. A convenient way of forming the engaging loop is shown in Fig. 4, this being effected by simply securing both ends of the strip to the sleeve, so that its central portion forms a loop, as shown.

From the foregoing description and the annexed drawings, the operation and advantages of our invention will be readily understood. The attachment is very simple and inexpensive, and by its use all trouble and annoyance resulting from grasping and holding the edge of the sleeve, especially in the case of short sleeves, to prevent them from being carried up the arm while pulling on the sleeves of an overcoat, is obviated.

We do not wish to be understood as limiting ourselves to the construction and arrangement of parts herein shown, as numerous modifications may obviously be made without departing from the spirit or scope of our invention.

We claim as our invention—

1. The combination, with the sleeve of a garment, of the flexible strip or band permanently secured directly to the inside of the sleeve at the lower end of the same, and depending from its secured end, the free end of the said strip being adapted to be engaged by the hand to retain the sleeve in its normal position, substantially as set forth.

2. The combination, with the sleeve of a garment, of a strip or band secured to the inside of the sleeve, and normally entirely contained within the sleeve, its free portion being adapted to be drawn from the sleeve and engaged by the hand, substantially as set forth.

3. The combination, with the sleeve of a garment, of an elastic strip or band secured to the inside of the sleeve at its lower end, and nor-

mally retained therein by its own tension, the free portion of said strip being adapted to be drawn from the sleeve, substantially as set forth.

5 4. The sleeve of a garment having a loop permanently secured directly to the sleeve at the lower end of the same, and adapted for engagement with the thumb of the hand, substantially as set forth.

10 5. The combination, with the sleeve of a garment, of a strip or band permanently secured directly to and within the sleeve, and formed with a loop adapted to engage the thumb, substantially as set forth.

6. The combination, with the sleeve of a garment, of an elastic strip or band permanently secured directly to the inside of the sleeve and depending within the same, and formed with a loop at its free depending portion, substantially as set forth. 15 20

In testimony whereof we affix our signatures in presence of two witnesses.

GEORGE E. SWAN.
JAMES WELCH.

Witnesses:

J. E. HOSMER,
J. MARTIN.