

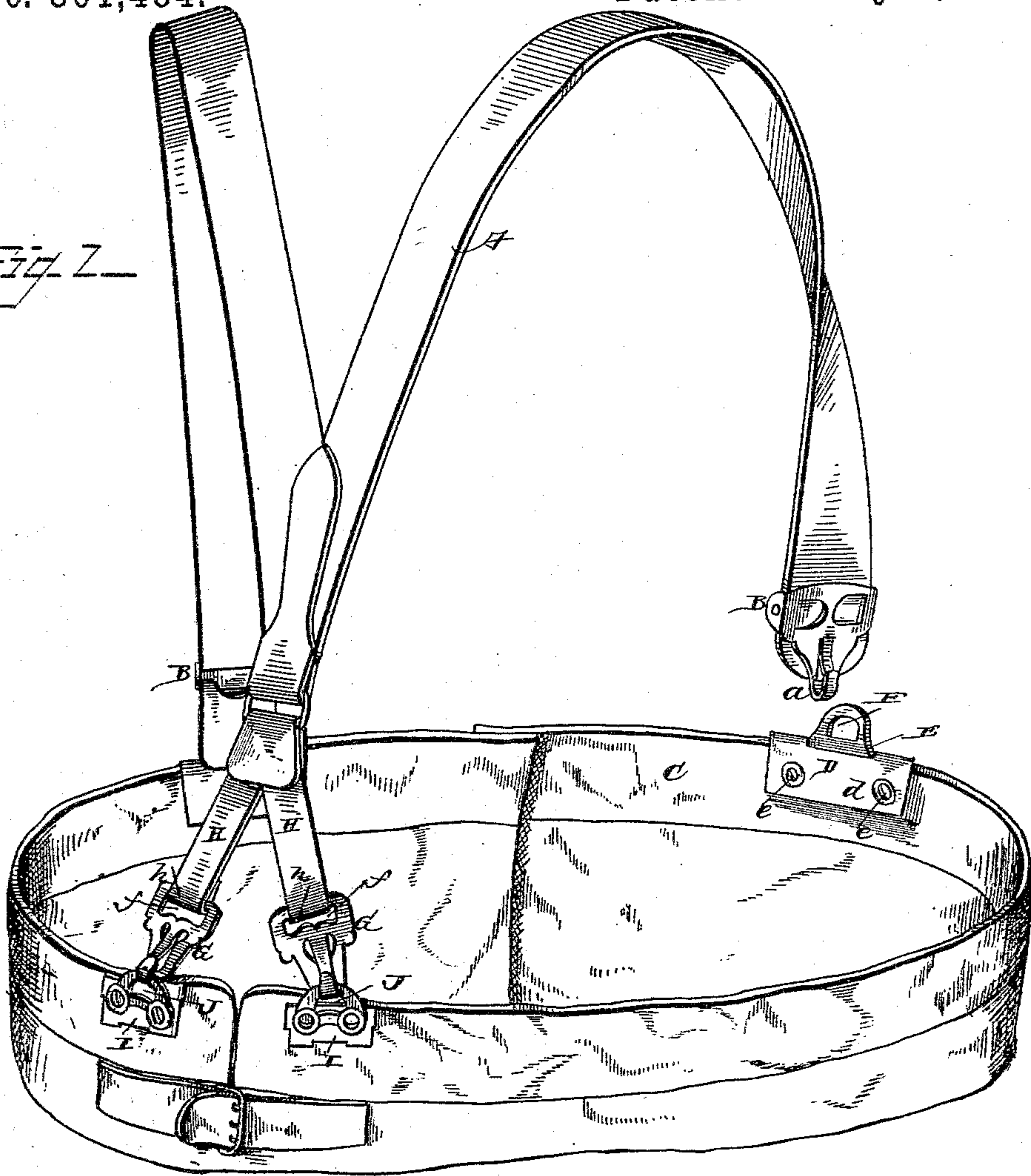
(No Model.)

M. DE GEORGIO.  
SUSPENDER ATTACHMENT.

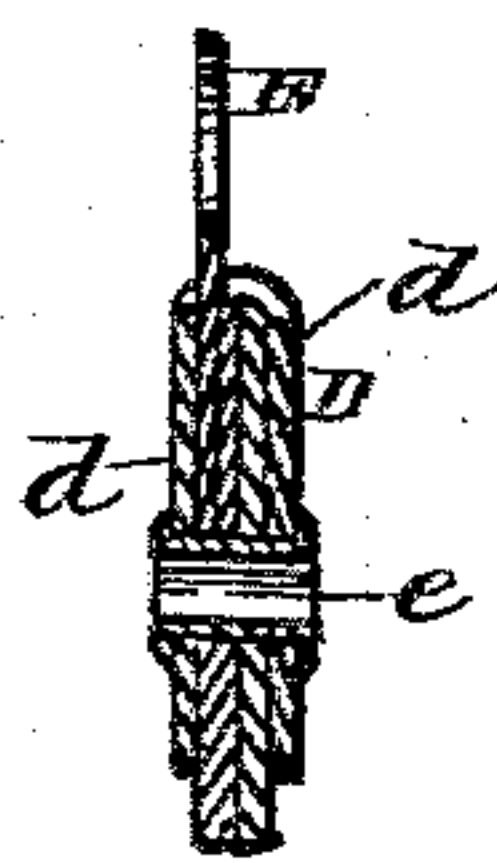
No. 301,484.

Patented July 8, 1884.

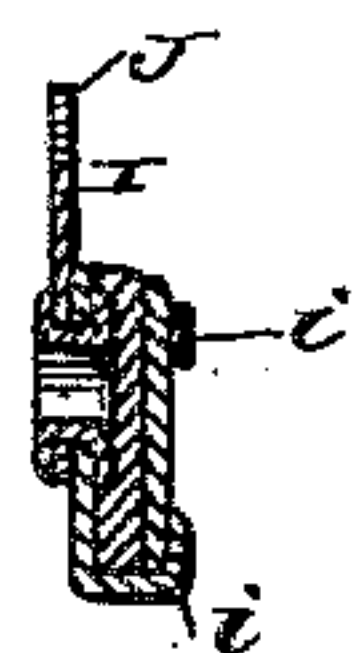
*Fig. 1.*



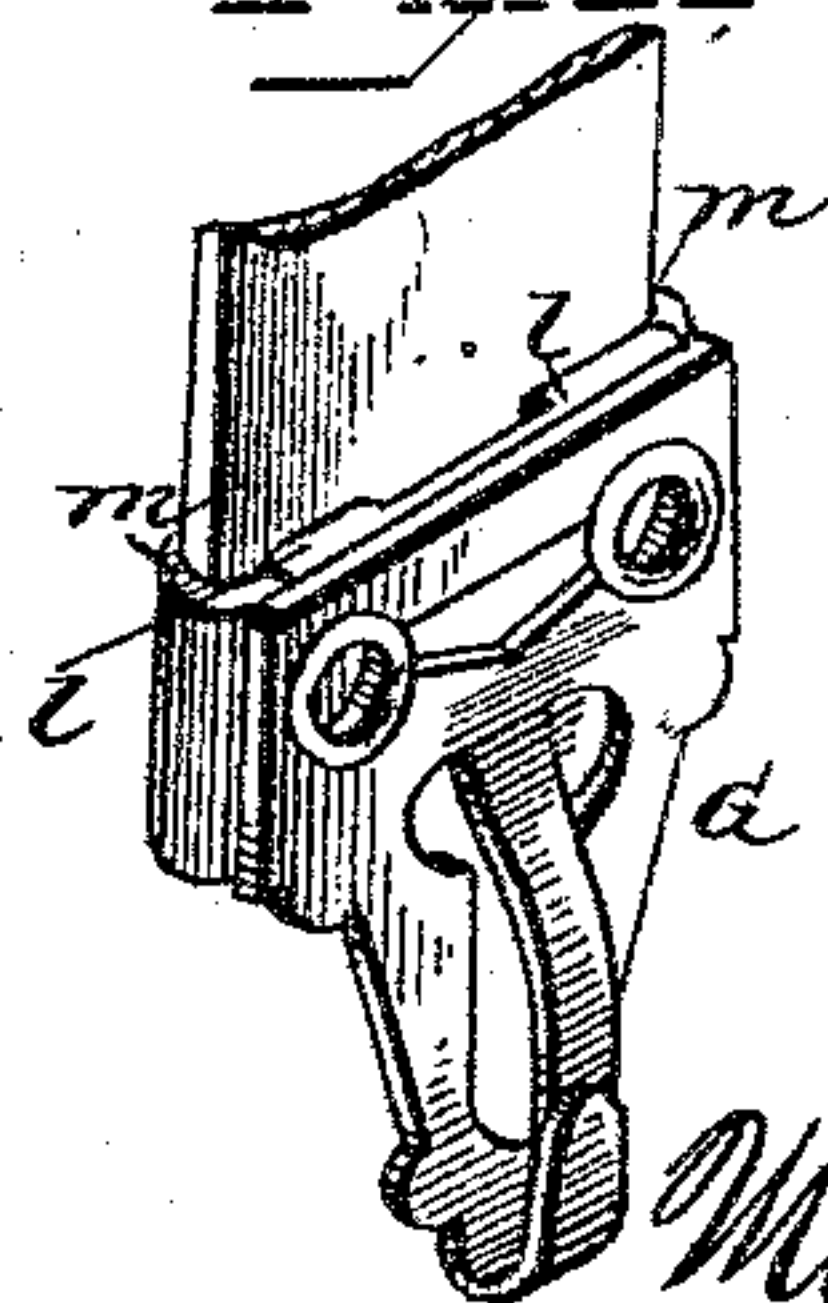
*Fig. 2.*



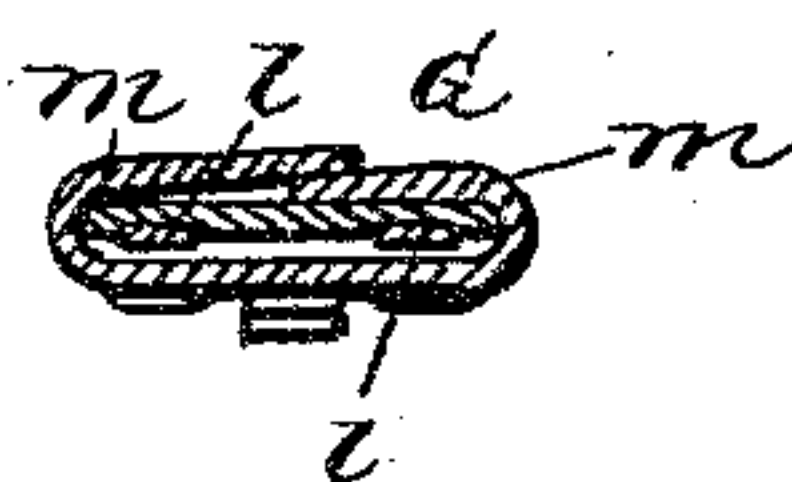
*Fig. 3.*



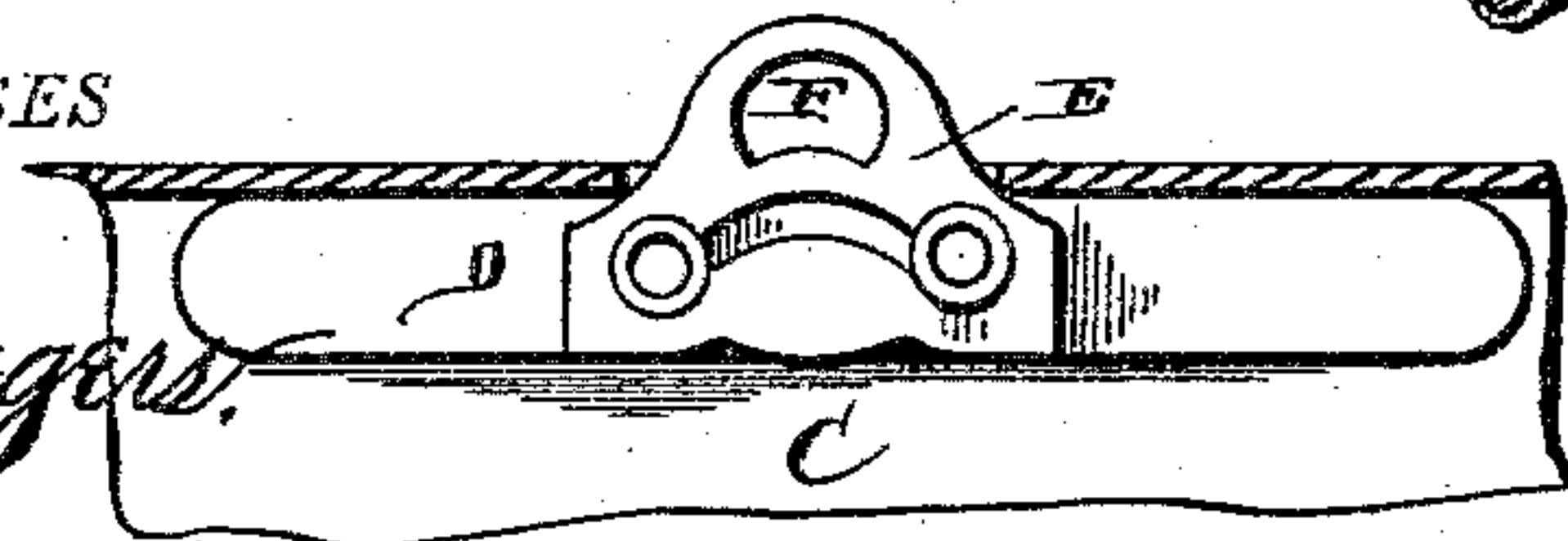
*Fig. 4.*



*Fig. 5.*



*Fig. 6.*



WITNESSES

*F. L. Curand*

*Edw. G. Siggers.*

*Michele De Giorgio*  
INVENTOR

*by C. A. Snow & Co.*

Attorneys



# UNITED STATES PATENT OFFICE.

MICHELE DE GEORGIO, OF NEW YORK, N. Y., ASSIGNOR OF ONE-HALF TO  
LYMAN D. MINOR, OF SAME PLACE.

## SUSPENDER ATTACHMENT.

SPECIFICATION forming part of Letters Patent No. 301,484, dated July 8, 1884.

Application filed March 20, 1884. (No model.)

*To all whom it may concern:*

Be it known that I, MICHELE DE GEORGIO, a citizen of the United States, residing at New York, in the county of New York and State of New York, have invented a new and useful Suspenders, of which the following is a specification, reference being had to the accompanying drawings.

This invention relates to suspenders; and it has for its object to simplify and cheapen the construction, and make the same more convenient and efficient in use.

The main object of the invention is to obviate the use of buttons for the pantaloons, and to dispense with the use of the front straps of the suspenders by securing to the pantaloons a plate, which is adapted to engage with the buckle attached to the suspender-web, all as hereinafter set forth, and particularly pointed out in the claims.

In the accompanying drawings, Figure 1 is a perspective view of my improved suspenders, as attached to the waistband of a pair of pantaloons. Fig. 2 is a sectional view of the plate attached to the waistband at the front. Fig. 3 is a similar view of the plate attached to the pantaloons at the rear. Fig. 4 is a perspective view of the buckle or hook attached to the rear straps. Fig. 5 is a sectional view of the same. Fig. 6 is a modification of the plate, showing a different arrangement of the same within the waistband.

Like letters refer to corresponding parts in the several figures.

Referring to the drawings, A designates the suspender-web, of any suitable form or construction, and provided with a buckle, B, attached to the front thereof, said buckle being provided with a suitable catch, *a*, for the purpose well known.

To the waistband C of the pantaloons is secured a plate, D, which comprises two parts, *b d*, overlapping the upper edge of the band, suitable eyelets, *e*, being formed through the plate and band, and serving to secure the same from displacement. An upward extension, E, of the plate D is provided with an eye or opening, F, with which the catch *a* of the buckle B is adapted to engage. This manner

of securing the plate I prefer for the front; but I do not wish to be limited to the same.

G designates a spring-hook, the upper portion of which is provided with a slot, *f*, to receive a loop, *h*, formed by sewing up the end of the rear straps, H. A plate, I, similar to plate D, is provided with a ring, J, projecting from the same, and engaging with the spring-hook G on the lower ends of the rear straps. Said plate I consists of one part or portion only, formed with inwardly-extending spurs or teeth *i*, to catch into the waistband and hold the same securely in position. This arrangement of the plate I use on the rear portion of the pantaloons, and, as shown in Fig. 4, I may employ an improved form of spring hook or buckle to be attached to the rear straps and engage with the plate secured to the rear portion of the waistband. This spring hook or buckle avoids sewing the same to the web by employing spurs or teeth *l* on the under side at the upper end to engage with the web, ears *m* being formed on the sides of the hook and arranged to be forced around the sides of the web against the spurs or teeth to hold the hook in place, and prevent the spurs from injuring the garments of the wearer. This spring-hook is used in a similar manner to the ordinary spring hook or buckle shown in Fig. 1, to connect with the plate I, secured to the rear portion of the waistband.

In the modification shown in Fig. 5 I attach the plate to the waistband while the pants are being made. As shown, the waistband is formed with an opening to allow the passage of the ring which connects with the front buckle, B, said plate being secured by stitching, rivets, or otherwise between the cloth forming the waist-band. This manner of securing the plate will be found very convenient, since the pantaloons will have the plate attached to the same while the waistband is being made, so that all danger of the plate working out of place will be obviated.

The operation and advantages of my invention will be readily understood from the foregoing description, taken in connection with the annexed drawings. The plates are attached to the waistband in any of the sever-



al ways shown, and engage with the buckle at the front ends of the web, and also with the spring-hook secured to the rear straps. Since I avoid the use of the front straps, the cost of the suspenders will be lessened, and as no buttons are employed on the pantaloons there will be no trouble or worry caused by the buttons coming off, as the plate is securely held in place, and will successfully resist the strains brought upon the buttons now employed.

The suspender is simple in construction and inexpensive to manufacture, and will prove of great utility in use, the attachment of the suspenders to the pantaloons being very convenient, so that the suspenders may be detached as desired.

The improved form of hook shown in Fig. 4 will be found very convenient to prevent sewing of the ordinary hook to the web, since the spurs and bent ears shown will serve to securely hold the hook from displacement.

Any of the various methods of attaching the plate to the waistband of the pantaloons may be employed without departing from the spirit or scope of my invention.

My invention not only lessens the cost of the suspenders by avoiding the use of the troublesome front straps, but is far more durable, since the straps in the ordinary suspenders are constantly breaking or slipping out of place. The attachment of the buckle direct with the pantaloons serves to more efficiently support the same, and affords a safe connection therewith. I also avoid the use of buttons on the pantaloons, and thus the worry, trouble, and time of continually sewing on buttons will be saved. Other advantages of my invention will be apparent; but it is not necessary to further recite them here.

Having described my invention, I claim as new—

1. The combination, with the suspender-web having the buckle or clasp attached thereto, of the herein-described plate, adapted to be secured to the pantaloons and connecting directly with the buckle or clasp, thereby obviating the use of connecting-straps, as set forth.

2. The combination, with the rear straps of the suspenders provided with spring-hooks, the latter having spurs or teeth extending inwardly, and ears formed on the sides and bent around the straps so as to cover the teeth, of the plate fastened to the waistband, said hooks engaging with the plate on the waistband, as and for the purpose set forth.

3. The combination, with the rear straps of the suspenders, having spring-hooks secured to their lower ends, of the plate fastened to the waistband at the rear, and provided with a ring or upward extension engaging directly with the hook, as set forth.

4. The combination, with the suspender-web having a buckle or clasp attached thereto, of the herein-described plate, having a ring or upward extension with which the buckle connects without any intervening straps, as set forth.

5. The combination, with the waistband and suspender-web, of the herein-described plate, provided with a ring or upward extension, and secured to the waistband between the faces of the cloth, an opening being left for the passage of the ring or extension, as set forth.

In testimony that I claim the foregoing as my own I have hereto affixed my signature in presence of two witnesses.

MICHELE DE GEORGIO.

Witnesses:

CHAS. T. LUNT,  
M. W. EMMONS.