

(No Model.)

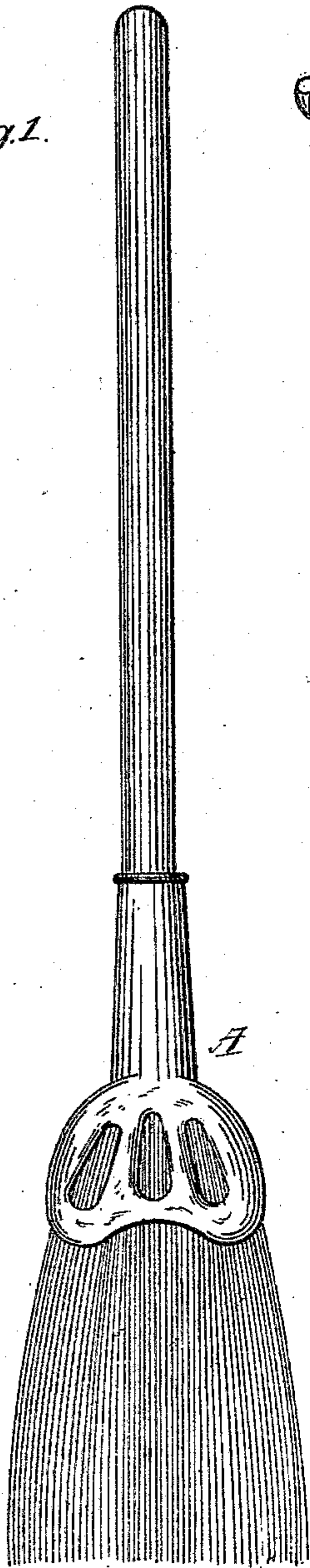
A. E. FUNK.

BROOM HEAD.

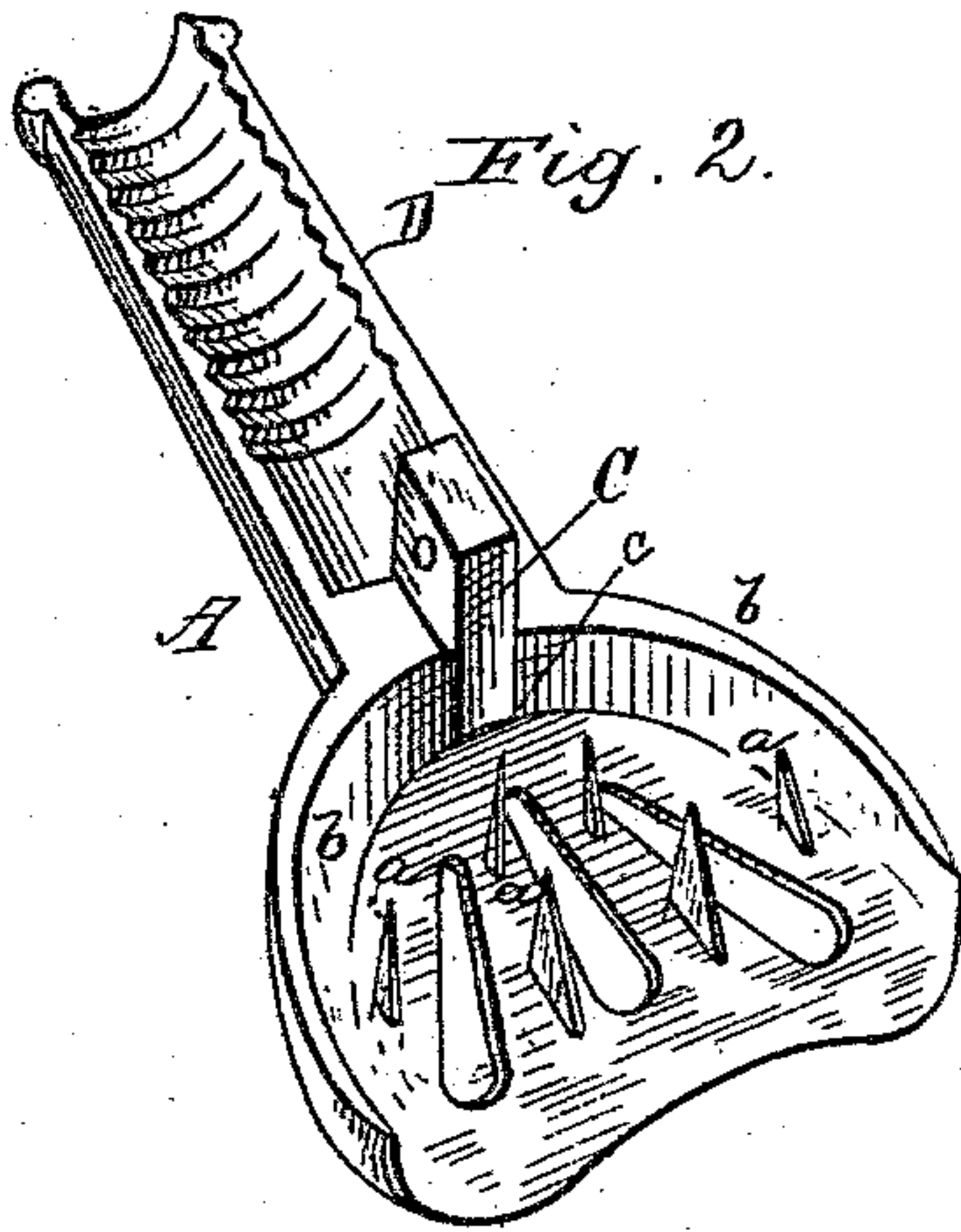
No. 301,442.

Patented July 1, 1884.

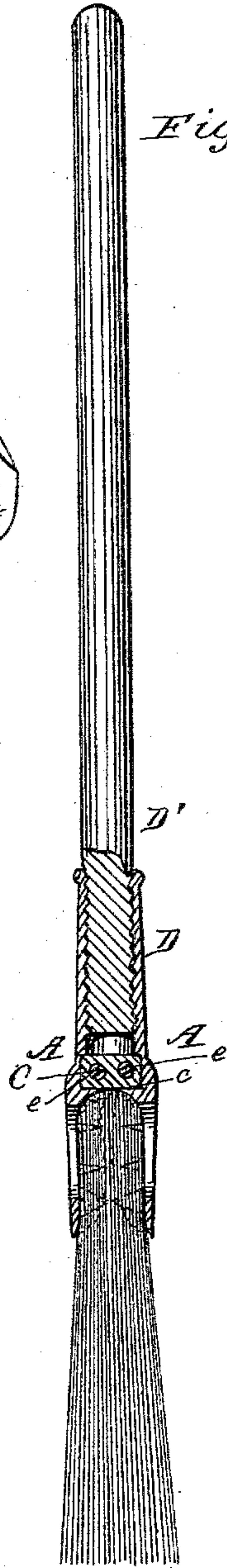
*Fig. 1.*



*Fig. 2.*



*Fig. 3.*



*Witnesses:*

*W. Johnson*  
*L. C. Hills*

*Inventor*  
*Andrew C. Funk*

*Attorney*



# UNITED STATES PATENT OFFICE.

ANDERSON E. FUNK, OF MASON VALLEY, ARKANSAS.

## BROOM-HEAD.

SPECIFICATION forming part of Letters Patent No. 301,442, dated July 1, 1884.

Application filed June 28, 1883. (No model.)

*To all whom it may concern:*

Be it known that I, ANDERSON E. FUNK, a citizen of the United States of America, residing at Mason Valley, in the county of Benton and State of Arkansas, have invented certain new and useful Improvements in Broom-Heads; and I do hereby declare the following to be a full, clear, and exact description of the invention, such as will enable others skilled in the art to which it appertains to make and use the same, reference being had to the accompanying drawings, and to letters or figures of reference marked thereon, which form a part of this specification.

This invention relates to certain new and useful improvements in broom-heads, its object being to provide a means whereby the straws will be held firmly in position when the same is used as a broom-head, and when the broom is worn out the same may be removed and a new one inserted, or the device employed as a mop-holder; and to this end my invention consists in providing two similarly-constructed jaws with a concave lower end, which is provided with projecting teeth, the parts being hinged centrally to each other and provided with a socket, in which the handle is inserted, as will be hereinafter more fully set forth, and pointed out in the claim.

In the annexed drawings, Figure 1 is a side view showing the broom complete. Fig. 2 is a perspective view of one of the side plates, and Fig. 3 is a longitudinal section.

A A represent two plates, which are recessed at their lower ends, and provided with projecting teeth *a*. The lower portion of the plate A is rounded at its upper end and provided with side flanges, *b*, which overlap the sides of the broom; and, if desirable, this plate may consist of suitably-constructed open-work for the purpose of ornamentation. At a portion above the recess in which the broom is inserted these jaws are provided with suitable slots, *c*, in which is placed a perforated connecting-bar, C, having slightly-rounded ends. The upper part of the plate A, as indicated by the letter D, is concave in cross-sections, and is slightly tapered on its outer edge. This portion D may also be tapered on its inner edge, if desirable.

The parts of this broom-holder are pivoted

to each other by the pins *e e*, which pass through suitable perforations in the frame and through the connecting-bar C, thus uniting the parts pivotally to each other.

When it is desirable to use this invention as a broom head or holder, shorter straws may be employed than is usual, as they will not have to extend upwardly so as to be bound upon the handle, and they are united to each other at a line below the holder by stitches, as is usual, and when the broom is thus constructed it may be placed in the holder and the parts united to each other. The projecting pins *a a*, being forced into the straws or head of the broom, will hold the same in position, and to further secure the same the handle D', which is slightly tapered, is inserted between the ends D D, and will further compress the ends. The upper end of the broom will be incased within the jaws, the flanges *b b* overlapping the sides of the same. It will also be noticed that the broom is compressed when the tapering handle is inserted, as the lower jaws are forced together, while the jaws D D are separated.

The handle may be secured to the broom-holder either by means of tacks or other equivalents, which are passed through the upper end of the portion D D and into the handle; or the inner portion of the handle-socket may be screw-threaded, as shown.

When the broom becomes worn out from use, the same may be removed from the holder by taking out the handle, thus allowing the lower jaws to become separated, and a rag or mop may be inserted between the jaws.

I am aware that prior to my invention it has been proposed to construct a broom-holder consisting of two sections having a pivoted play at their center, and designed to receive the end of a broom-handle; but in such cases the pivotal connection was movable and of more or less complicated construction. My invention will be distinguished in that I provide a positive and rigid pivotal connection for the two sections, which have interiorly-threaded extensions to engage the handle independent of said pivotal connection.

Having thus described my invention, what I claim as new, and desire to secure by Letters Patent, is—

The improved broom-holder herein de-



scribed, consisting of two similarly-construct-  
ed plates, each of which is provided at its  
lower end with a recessed portion having  
curved side walls, and on its upper end with  
5 a curved interiorly-threaded extension, said  
extensions forming conjointly a sectional sock-  
et, the parts being united to each other at  
their centers by a pivotal connection fixed as  
described, in combination with a handle hav-

ing a tapering exteriorly-threaded end to en- 10  
gage the said extensions independent of the  
central pivot, substantially as described.

In testimony whereof I affix my signature  
in presence of two witnesses.

ANDERSON E. FUNK.

Witnesses:

B. M. PARKER,

EDWARD L. FUNK.