

(No Model.)

H. J. WELDON.
BUTTON FASTENER.

No. 301,414.

Patented July 1, 1884.

Fig. 1.

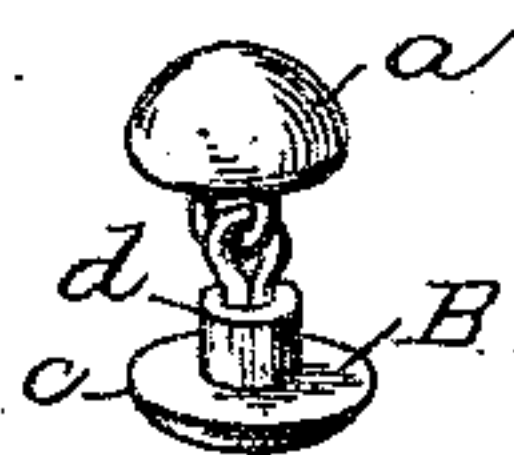


Fig. 2.

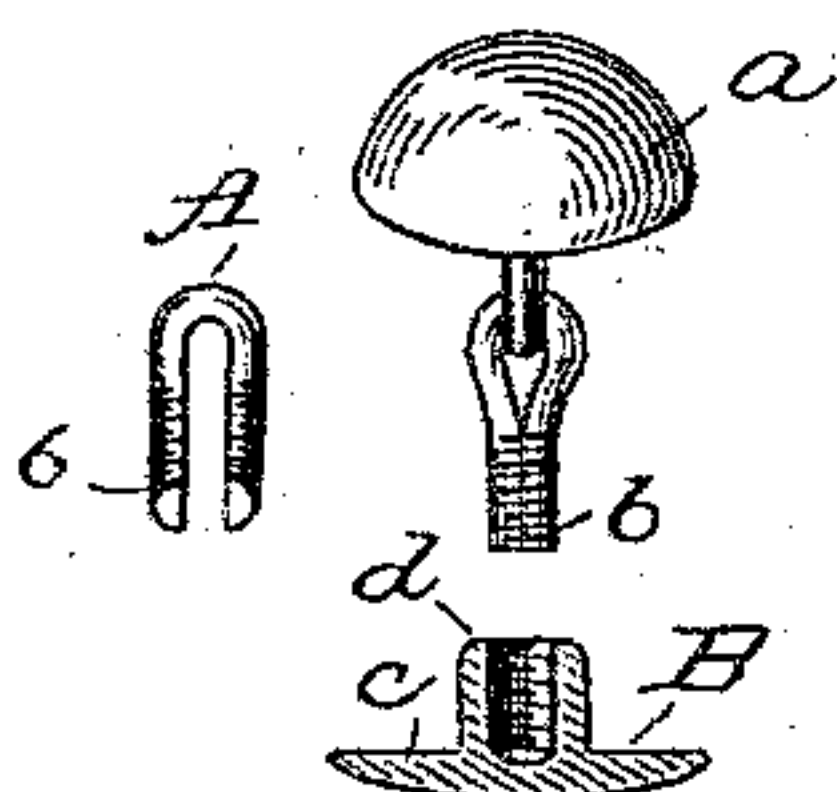


Fig. 3.

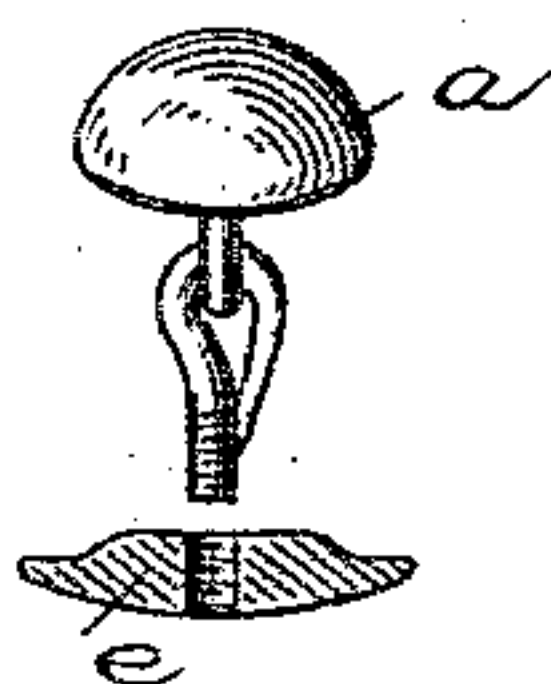
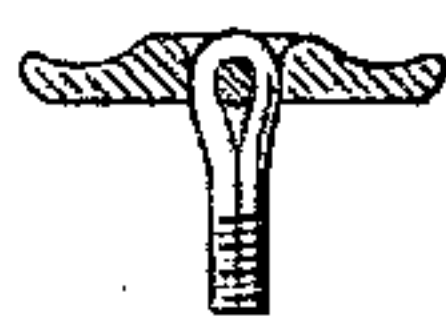


Fig. 4.



Attest:
Walter Mason
J. L. Middleton

Inventor
Henry J. Weldon
by Joseph Spear
Atty.

UNITED STATES PATENT OFFICE.

HENRY J. WELDON, OF NORWICH, CONNECTICUT.

BUTTON-FASTENER.

SPECIFICATION forming part of Letters Patent No. 301,414, dated July 1, 1884.

Application filed May 10, 1884. (No model.)

To all whom it may concern:

Be it known that I, HENRY J. WELDON, of Norwich, in the county of New London and State of Connecticut, have invented a new and useful Improvement in Button-Fasteners; and I do hereby declare that the following is a full, clear, and exact description of the same.

My invention is an improvement in button-fasteners, and, while being particularly designed for shoe-buttons, is applicable also to other classes of buttons.

The object of the invention is to provide a fastener which shall be simple in construction, cheap to manufacture, and capable of being easily attached to any button without the aid of any sort of machine.

The invention consists of a divided shank, having screw-threaded ends adapted to a corresponding screw-thread in a base-plate, whereby it is connected thereto, the said shank being previously connected with the button to be secured to the shoe or other fabric by passing one of the branches of the shank through the loop or eye of the button.

In the accompanying drawings I have represented my invention, Figure 1 being a perspective view showing the button and fastener as connected together; Fig. 2, a side elevation with the parts separated. Fig. 3 is a modification of the base-plate and shank. Fig. 4 is also a modification.

In these drawings I have shown an ordinary shoe-button; but I desire it to be understood that my fastener may be applied to all kinds and styles of buttons with equally good effect, this style being represented merely for convenience. The button is marked *a*.

In carrying out my invention I form a staple of half wire, and screw-thread the sides of each half, as shown at *b*. This staple may be made of any suitable material and by any suitable machine, it being understood that I do not limit myself in this respect. This staple constitutes the shank, which I have marked *A*. The button *a* is placed upon the shank, resting in the bent portion, and the shank is then taken in the fingers and screwed into the internally screw-threaded socket of a base-plate, *B*, this action closing the space between the ends of the shank, compressing them within the socket. They are thus tightly held with the button in the bend, and without any chance of its becoming detached. The base-plate *B* is preferably formed with an ordinary

plate, *c*, and shank *d*, said shank being hollow and screw-threaded, and adapted to receive the threaded ends of the shank, as above described. Instead, however, of the form shown in Figs. 1 and 2, I may use the form shown in Fig. 3, where I dispense with the shank *d* of Fig. 2, and use instead simply a disk, *e*, thickened at the center, and having a screw-threaded central opening for the reception of the shank in the manner heretofore described. By this construction ordinary buttons may be attached to any fabric very easily, and in such a manner as to render detachment impossible without great force.

These fasteners may be attached to the buttons and sold therewith, or they may be sold separately and applied to buttons already in use.

For the class of buttons which are not provided with eyes or loops, I propose to modify my invention, as in Fig. 4. Here I make the shank longer than when used with the other forms of buttons, and pass the points thereof through the eyes of the button, pressing the points of the shaft together on the other side, and then screwing them into the threaded shank or disk, as before described.

Instead of having the branches of the shank of the same length, I may, as in Fig. 3, make one end thereof longer than the other, and of whole wire, and slightly point the shorter end, so that when the long end is screwed in a certain distance the sharpened shorter end will also enter the threaded disk sufficient to hold the parts of the shank together.

I do not limit myself to a shank made in one piece and threaded, as described, as the parts thereof may be hinged or secured together in any suitable manner.

Having thus described my invention, what I claim as new, and desire to secure by Letters Patent, is—

A button-fastener consisting of a base-plate having a screw-threaded opening, and a divided shank adapted to receive and hold the button and to be screwed into said base-plate, substantially as described.

In testimony whereof I have signed my name to this specification in the presence of two subscribing witnesses.

HENRY J. WELDON.

Witnesses:

F. L. MIDDLETON,
J. B. THOMPSON.