

(No Model.)

C. A. T. SJOGREN.

VALVE MOTION FOR STEAM PUMPS.

No. 301,287.

Patented July 1, 1884.

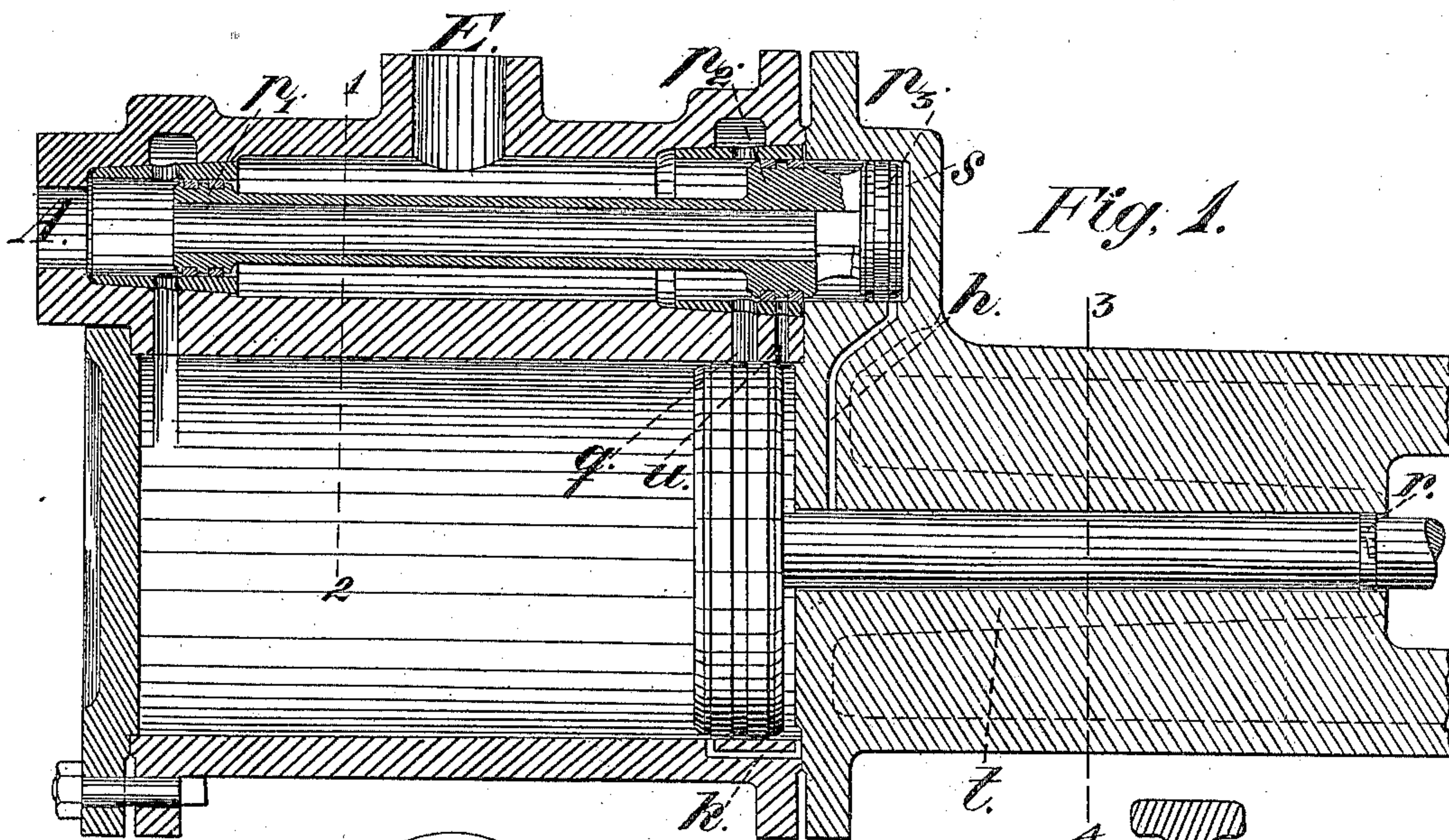


Fig 2.

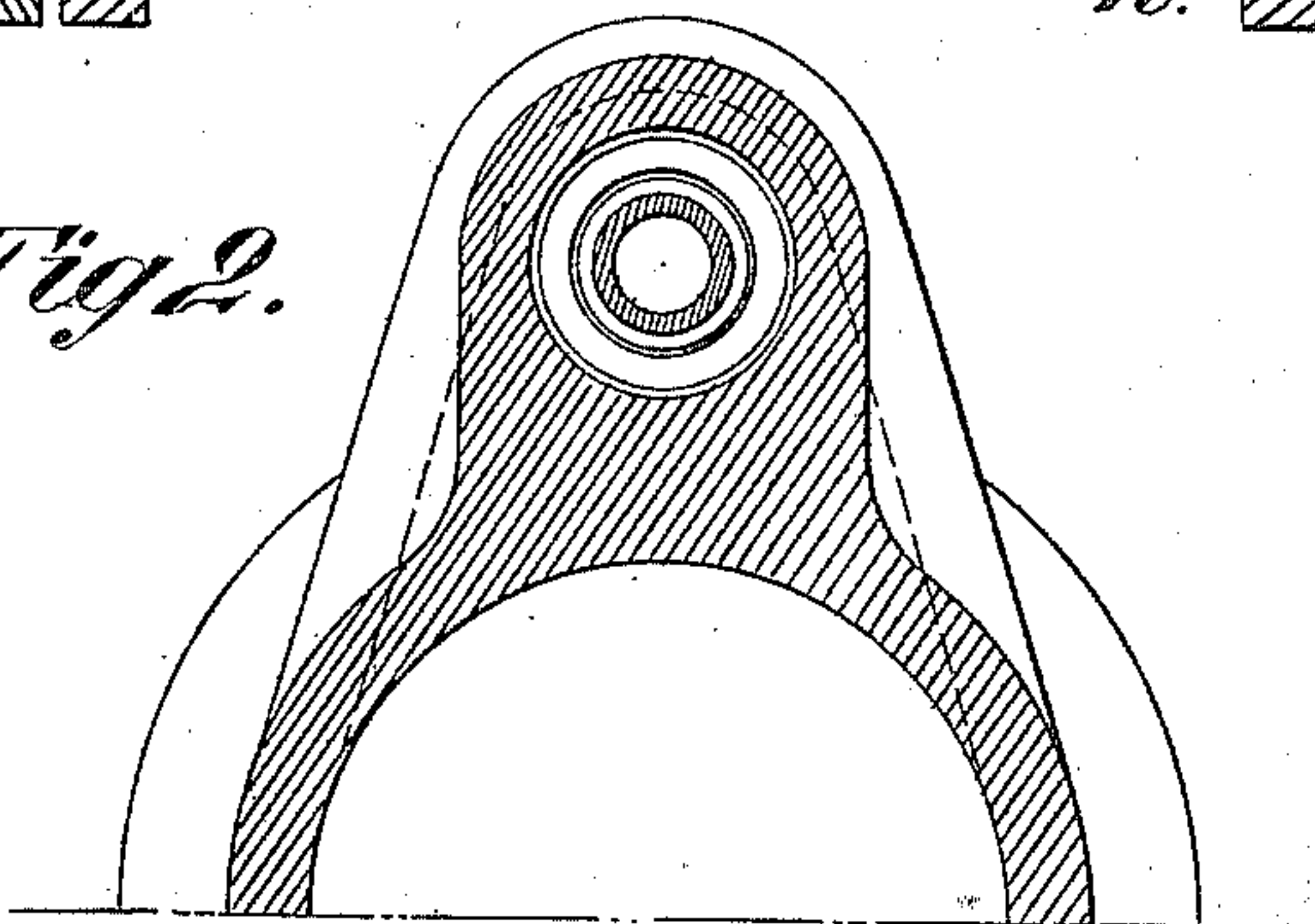


Fig 3.

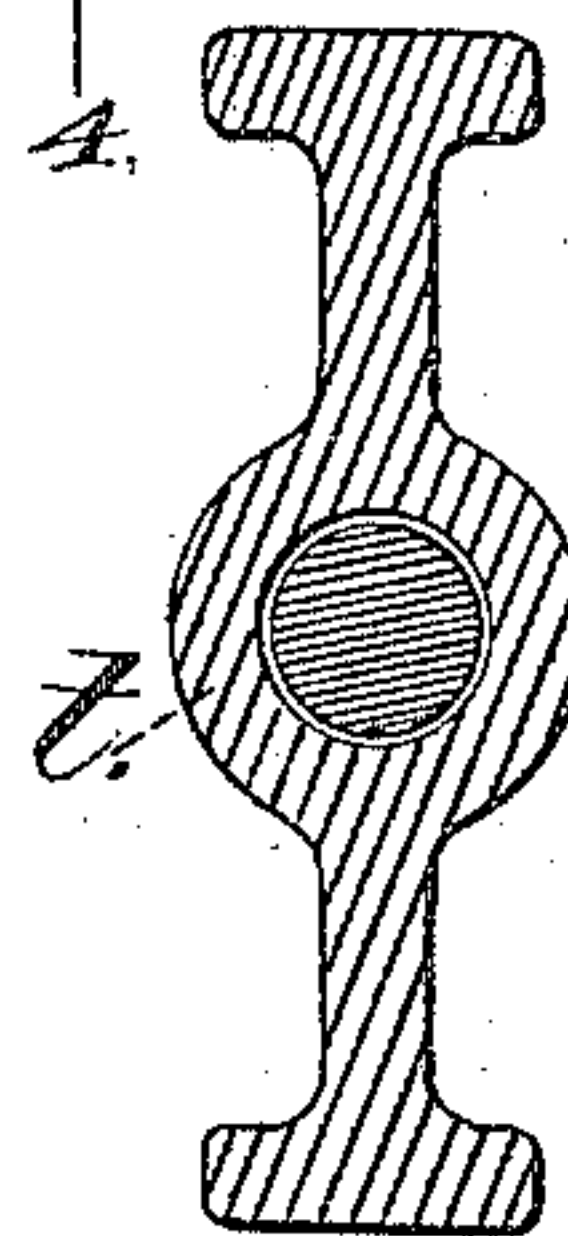
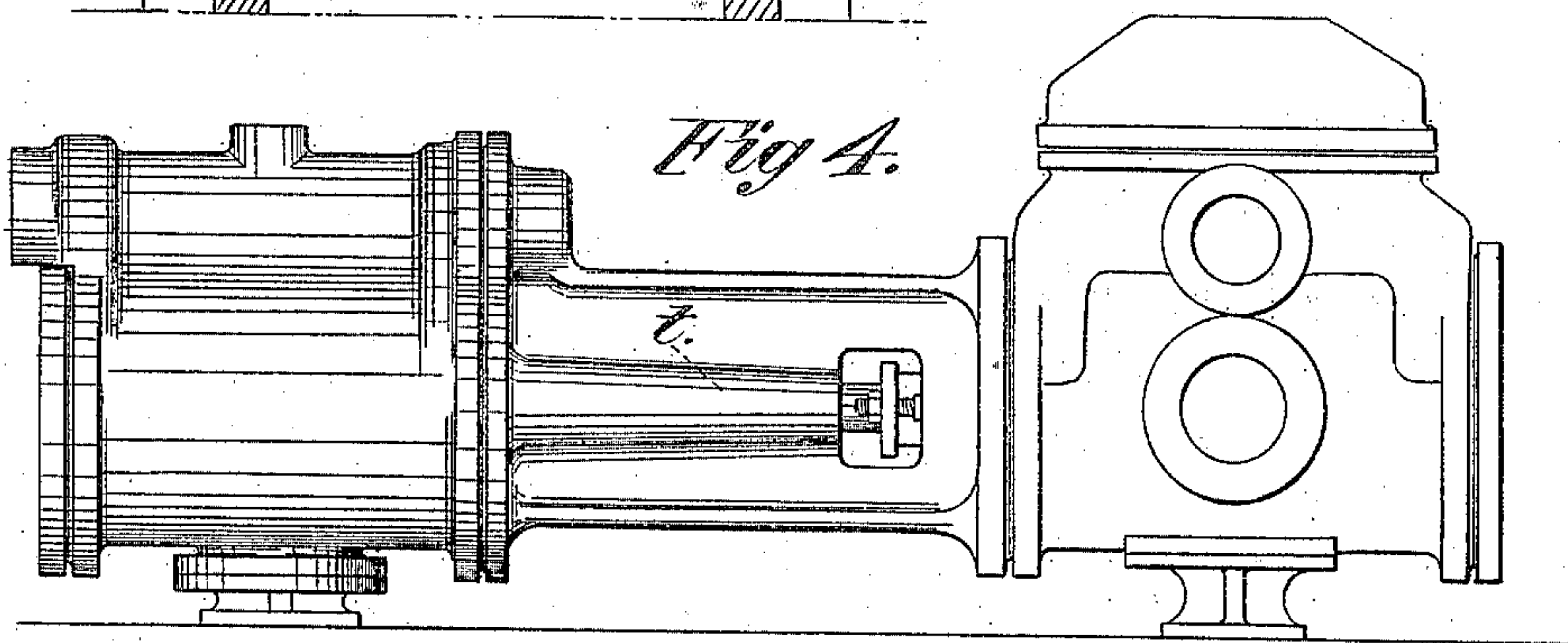


Fig 4.



Witnesses.
Charles M. Day
E. W. Haverstick

Inventor
C. Axel T. Sjogren.

UNITED STATES PATENT OFFICE.

C. AXEL T. SJOGREN, OF DENVER, COLORADO.

VALVE-MOTION FOR STEAM-PUMPS.

SPECIFICATION forming part of Letters Patent No. 301,287, dated July 1, 1884.

Application filed October 6, 1883. (No model.)

To all whom it may concern:

Be it known that I, C. AXEL T. SJOGREN, a subject of the King of Sweden, residing at Denver, in the county of Arapahoe and State of Colorado, have invented a new and useful Improvement in Valve-Motions for Steam-Pumps, of which the following is a specification.

My invention relates to improvements in valve-motions of steam-pumps for water, air, or other fluids where the distribution-valve consists of a hollow differential round slide-valve, and to which motion is given by means of steam admitted or exhausted through the agency of piston and piston-rod; and the object of my invention is to provide a cheap, strong, and simple valve-motion which will start the pump on admitting steam in any position of piston and valve in relation to each other. I attain these objects by the mechanism illustrated in the accompanying drawings, in which—

Figure 1 is a vertical length section through the center of the steam-cylinder, valve-chest, and valve; Fig. 2, a cross-section through the valve, valve-chest, and half of steam-cylinder on the line 1 2; Fig. 3, a cross-section through the connection between the two cylinder-heads on the line 3 4. Fig. 4 is an outside view of the pump.

Similar letters refer to similar parts throughout the several views.

Steam is admitted to the pump at the opening A and exhausted through the opening E. The round slide-valve consists of a hollow stem carrying three pistons, p' , p^2 , and p^3 . Of these, p^2 and p^3 have same diameter; but p' is of smaller diameter. The pistons p' and p^2 distribute the steam to one or the other side of the piston-head, and by admitting or exhausting steam behind the piston p^3 the valve is moved. If the space s behind the piston p^3 is in communication with the open air, the steam-pressure on the valve is toward the right, and when the pressure is on the full area of p^3 and the circular area of p' the movement of the valve is toward the left. The full area of piston p^3 being larger than the circular area of piston p^2 , the piston will move toward the right as far as permitted. If steam is admitted behind the piston p^3 in s , the pressure to the right will be as before; but the pressure

toward the left will be on pistons p^3 and p^2 . Toward the right it was and still is on pistons p^3 and p' . The area of piston p^2 being larger than the area of piston p' , the valve will move to the left as far as permitted. From the space behind the piston p^3 , or from s , leads a communication-passage, h , down to the cylindrical opening in the cylinder-head in which the piston-rod travels. This part of the cylinder-head is made to form a cylinder, t , of same length or little longer than the stroke of the piston, with a diameter a trifle larger than that of the piston-rod. On the piston-rod, and at a distance from the piston same as the length of stroke, is a packing-ring, r , placed, which moves air-tight in the cylindrical part t of the cylinder-head. The passage k is made in such a way that it forms a communication between both sides of the piston at the end of the stroke from left toward right. At the same time as this communication is established the exhaust-port q is shut by the packing-rings of the piston passing over it. In order to accomplish this, the port-hole q is drawn somewhat toward the center of the cylinder. Another smaller auxiliary port, u , at the end of the cylinder is, when right-hand end of cylinder exhausts, covered by the piston p^2 of the slide-valve. Fig. 1 shows the parts in the position when the left-to-right stroke is completed and the valve ready to change its position for the return-stroke. The communication through k established, exhaust-ports q and u closed, the steam passes through k up through h and to s behind the piston p^3 on the slide-valve, and causes it to move toward the left, thus admitting steam on the right hand of the piston, first through the passage u and afterward through the main port q , in the same time exhausting the steam from the left side of the piston. When the piston has completed its back-stroke, the packing-ring r has passed the opening of the passage h and put the space s in communication with the open air, thus causing the slide-valve to move to the right, the position shown in drawings, admitting steam on the left side of piston and exhausting on the right side, and so on *ad infinitum*. It will be seen that with this arrangement of slide-valve the pump will start, steam being admitted, at any position of the valve and piston.

I am aware that prior to my invention differential round slide-valves have been used. I therefore do not claim them as my invention; but

5 What I do claim as my invention, and desire to secure by Letters Patent, is—

1. The combination, in a steam-pump, of a differential round slide-valve, with the cylindrical projection *t* on the cylinder-head, the
10 passage *h*, the packing-ring *r*, the passage *k*, and ports *q* and *u*, placed as specified, for purpose set forth.

2. In a steam-motor, the cylindrical projection *t* on the cylinder-head, the passage *k*, the passage *h*, and the packing-ring *r*, when used 15 to move the distribution-valve on said motor, all substantially as set forth.

C. AXEL T. SJOGREN.

Witnesses:

CHARLES M. DAY,
E. W. HAVERSTICK.