

(No Model.)

W. LILLEY & W. S. CHEDISTER.

COMBINED PENCIL, EYEGLASS, TICKET, AND BOUQUET HOLDER.

No. 301,133.

Patented July 1, 1884.

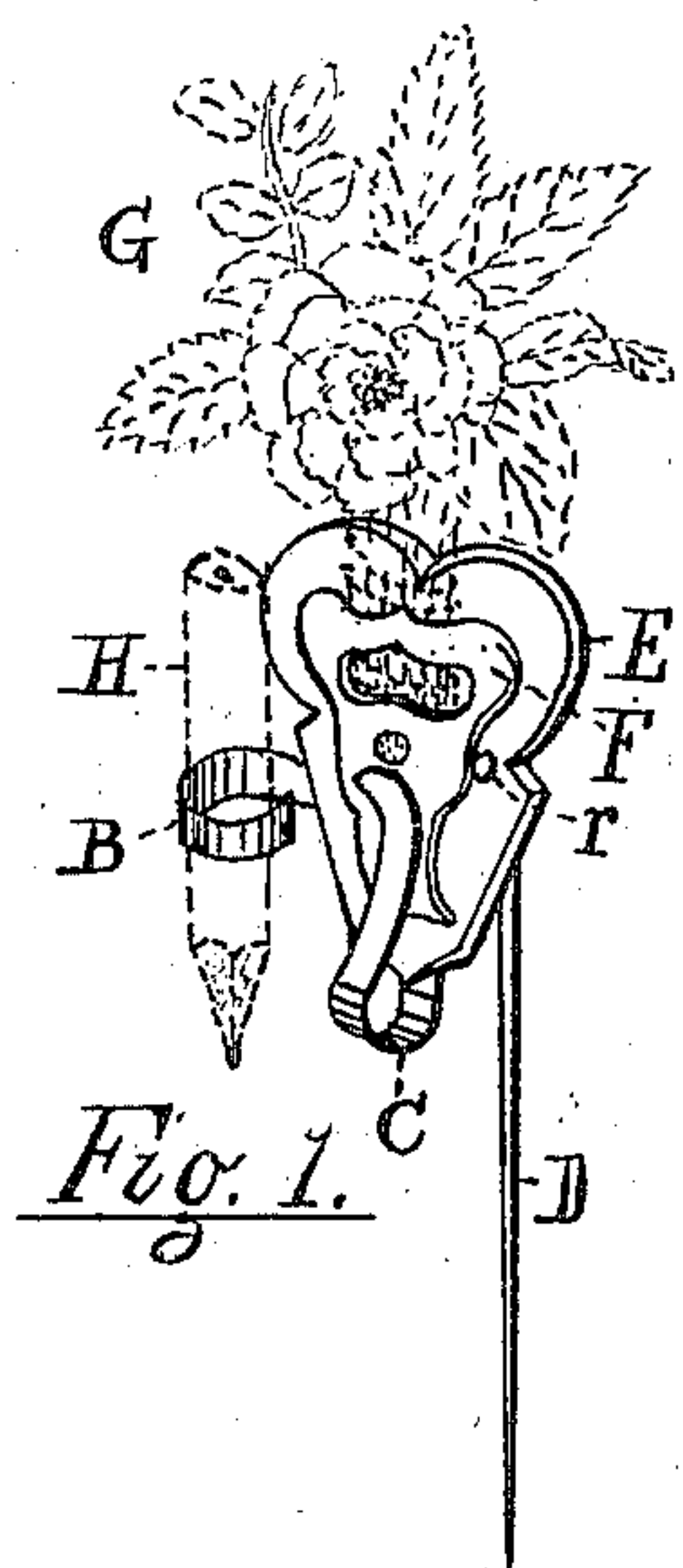


Fig. 2.

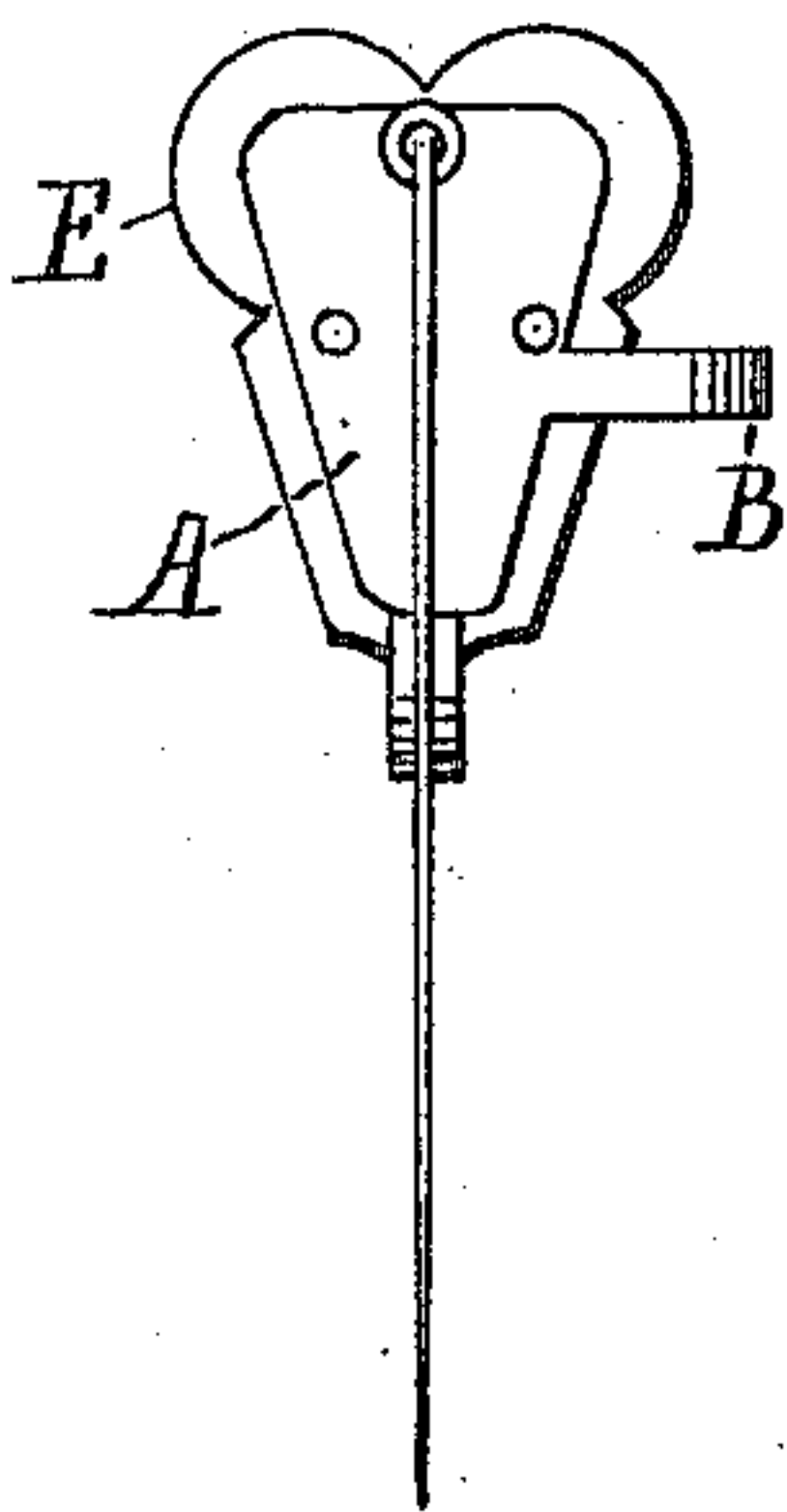


Fig. 3.

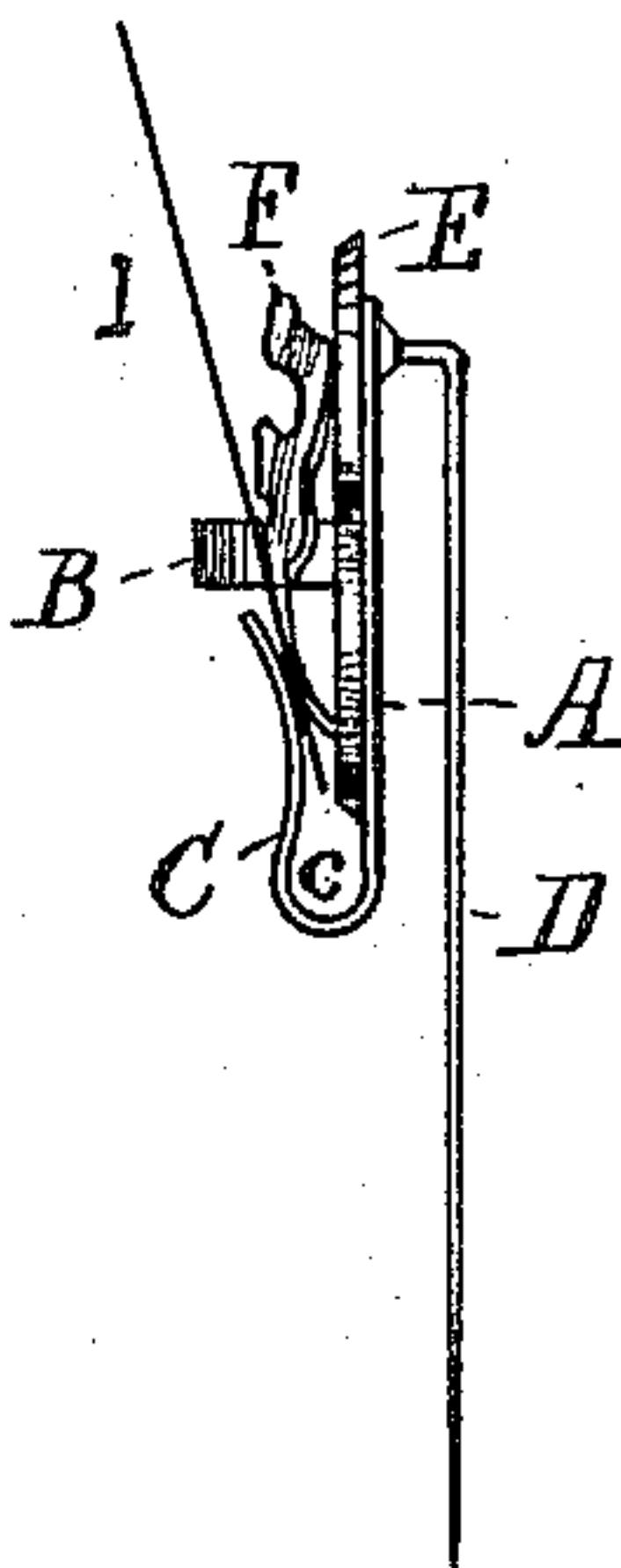


Fig. 4.

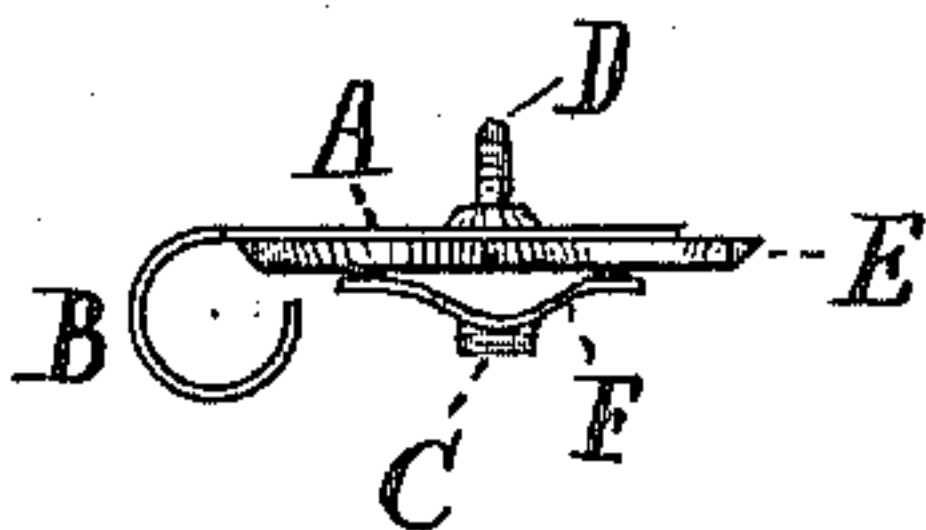


Fig. 5.

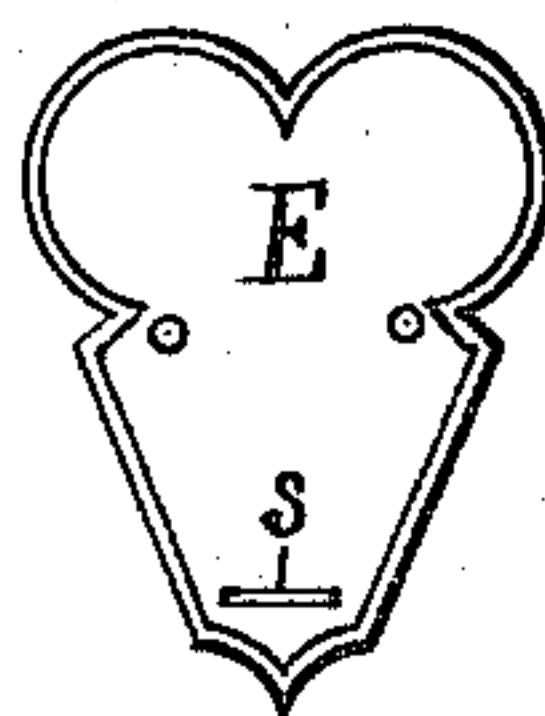


Fig. 6.

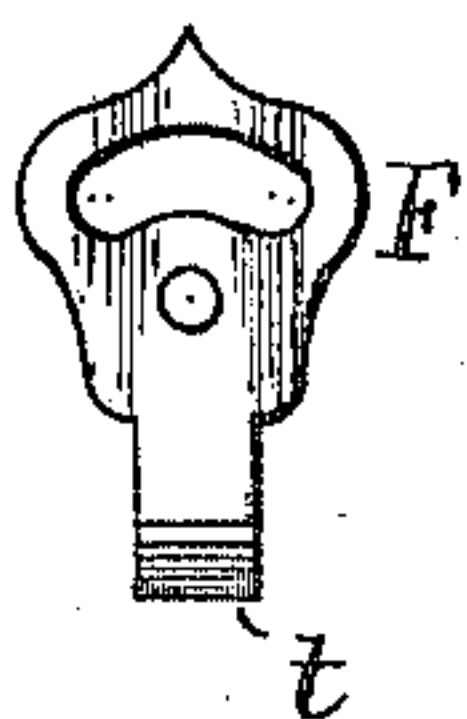


Fig. 7.

Attest.

H. J. Theberath.
L. Lee.

Inventor.

W. Lilley, W. S. Chedister
per Thos. S. Crane, Atty.

UNITED STATES PATENT OFFICE.

WILKINS LILLEY AND WINFIELD S. CHEDISTER, OF NEWARK, N. J.

COMBINED PENCIL, EYEGLASS, TICKET, AND BOUQUET HOLDER.

SPECIFICATION forming part of Letters Patent No. 301,133, dated July 1, 1884.

Application filed February 20, 1884. (No model.)

To all whom it may concern:

Be it known that we, WILKINS LILLEY and WINFIELD S. CHEDISTER, citizens of the United States, residing in the city of Newark, in Essex county, New Jersey, have invented certain new and useful Improvements in Pencil, Eyeglass, Ticket, and Bouquet Holders, fully described and represented in the following specification and the accompanying drawings, forming a part of the same.

This invention consists in an article of manufacture adapted to take the place of several different devices—such as have heretofore been used—for securing a pencil, bouquet, ticket, or eyeglass upon the dress of the user; and it contains a spring-socket adapted to hold a pencil, a spring-hook adapted to engage the cord or ring of an eyeglass, or the edge of a card or ticket, and a spring-socket for carrying a bouquet, the same being held elastically by the spring-hook. It also includes a base-plate provided with a fastening-pin, such as is common to other pencil or bouquet holders; but the plate is provided, when desired, with an ornamental covering of celluloid or other suitable material.

The construction claimed will be understood by reference to the annexed drawings, in which Figure 1 shows the entire device in perspective, with a pencil or bouquet held therein, the latter being indicated merely by dotted lines, as well as the pencil. Fig. 2 is a rear view of the entire construction. Fig. 3 is an edge view of the same. Fig. 4 is a plan of the same. Figs. 5 and 6 are, respectively, front and edge views of the bouquet-clip, and Fig. 7 is a detached front view of the ornamental covering-plate.

A is a metallic plate forming the body of the device, and constructed at one side with a tongue, B, bent horizontally to form a pencil-socket, and a tongue, C, at the bottom bent upward upon the front side to form a spring-hook and clip. A pin, D, is secured in or to the plate to secure the plate and its attachments to the dress of the user, and the plate is preferably concealed by an ornamental facing, E, formed of celluloid, ivory, or other suitable material large enough to entirely cover the metallic plate A. When not formed with such facing, the spring-clamp or bouquet-holder F would be secured to the plate A in

the same manner as is common. It is shown secured to the facing E in the annexed drawings. The said holder or clamp consists of a metallic piece having a shank, *t*, at its bottom end, fitted to a slot or mortise, *s*, in the lower part of the plate A or facing E, and flared upwardly from such shank and outwardly from the plate A, so as to leave a cavity between such holder and the plate for the insertion of a bouquet. As the hook C curves upward in front of the piece F, it necessarily presses upon the convex front of the latter, and thus serves to retain the shank *t* permanently in the slot *s*, while it holds the piece elastically against the plate A or facing E, and thus clamps the bouquet against the same. The operation of the hook C in thus pressing upon the piece F to secure a bouquet therein is shown in Fig. 1, where G represents the bouquet, and H a pencil, both of such objects being indicated merely by dotted lines to avoid obscuring the other parts. The operation of the hook C as a clip or ticket-holder is shown in Fig. 3, where a card, I, is shown inserted between the inner side of the hook and the outer side of the piece or holder F, the card being retained by the elasticity of the hook, the point of which is bent outward to admit the card more readily. The flaring or conical form of the piece F above the shank *t* is shown in Figs. 3 and 4, and the shape of the shank is shown in Figs. 6 and 7 bent to enter the transverse slot or mortise *s*, which is shown, for illustration, in the ornamental facing E in Fig. 5. Such slot may be formed, as stated above, directly in the plate A, when the ornamental facing E is not desired, and the spring-hook operate thereon the same as if the facing were used. The facing is shown in the figures secured to the plate A by two rivets, *r*, Fig. 2; but any other means of fastening may be used, as by tongues bent from the plate A and riveted into the facing. Openings are shown in the piece F; but these may be omitted, as they are only used for ornamental effect.

From the above description it will be seen that the pencil-holder consists merely in an open and expansible socket or loop of metal (as in previous constructions) formed by bending the tongue B at one side of the foundation-plate A; but it is also formed from the same plate as the spring-hook C, and it may be seen

that the bent end of the spring-hook is formed to press toward the plate A, and to thus secure anything inserted between the hook and plate, as the card I or bouquet-holder F. The
5 construction of the tongues B and C integral with the plate A thus avoids the joining of separate pieces, as in many similar constructions, and the hook C is also enabled, by its arrangement relative to the piece F, to effect
10 three different functions—namely, the clamping of the bouquet-holder or bouquet against the plate A; the holding of a card, as shown in Fig. 3, and the supporting of an eyeglass or any other object provided with an eye, ring,
15 or string adapted to pass over the tip of the hook and hang in its bottom loop, *c*.

We are fully aware that many forms of pencil, ticket, and bouquet holders have been constructed heretofore; but most of them are un-
20 combined with others, or when thus combined the construction is not made to serve the same purpose as that we have devised. We therefore disclaim a pencil, ticket, eyeglass, or bouquet holder as a separate article; but,

25 Having distinguished our own construction, and the manner in which we have combined a pencil, eyeglass, ticket, and bouquet holder in a single implement, as well as the ornamentation we provide for the base-plate, we
30 claim the same in the following manner:

1. As an improved article of manufacture, the combined pencil, eyeglass, ticket, and bouquet holder, consisting in the plate A, having integral tongues B and C, and the piece F, mortised into the plate A at *s*, and pressed
35 toward the plate by the hook C, the plate being provided with a fastening-pin, as D, the whole arranged substantially as and for the purpose set forth.

2. As an improved article of manufacture, 40 the combined pencil, eyeglass, ticket, and bouquet holder, consisting in the plate A, constructed with the tongues B and C, bent as described, and provided with the pin D, as set forth, and having the facing or ornamental
45 covering E, having slot or mortise *s*, and the piece F, having shank *t* fitted to the slot and pressed toward the plate by the spring-hook C, all substantially as and for the purpose set forth. 50

In testimony whereof we have hereunto set our hands in the presence of two subscribing witnesses.

WILKINS LILLEY.
W. S. CHEDISTER.

Witnesses:

THOS. S. CRANE,
C. C. HERRICK.