

(No Model.)

B. DREYFUS.

PENDANT.

No. 300,699.

Patented June 17, 1884.

Fig. 1

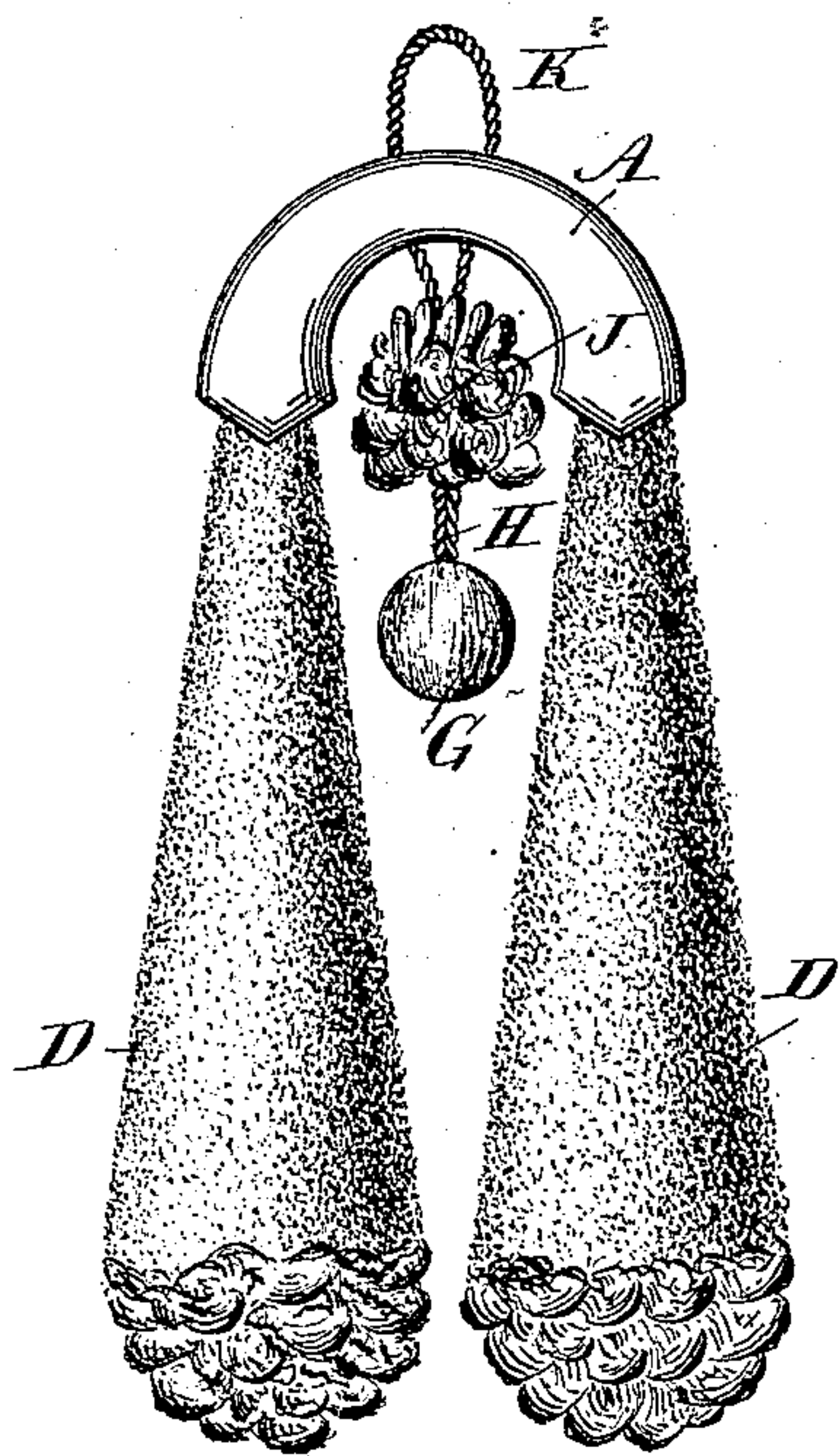


Fig. 2

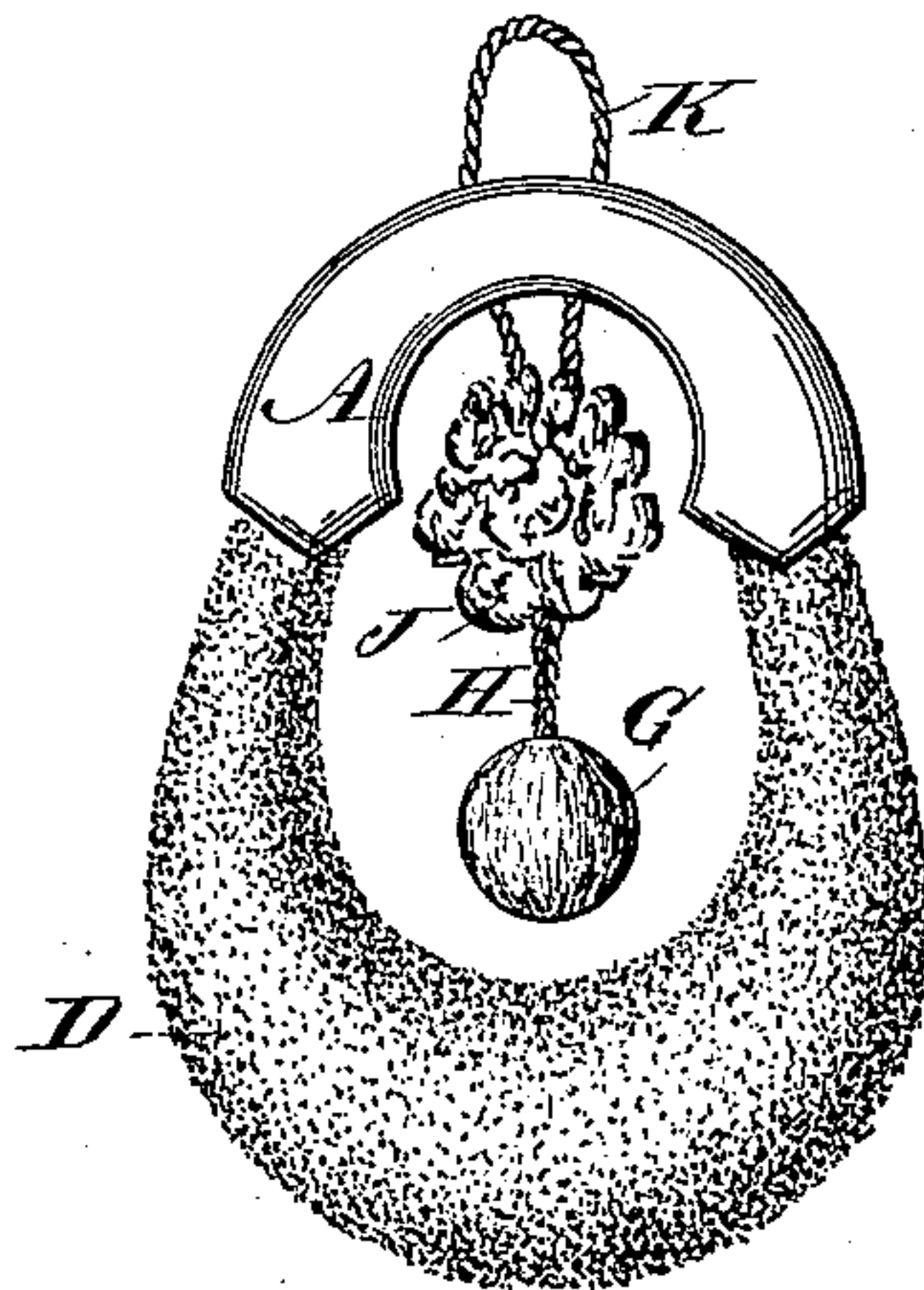
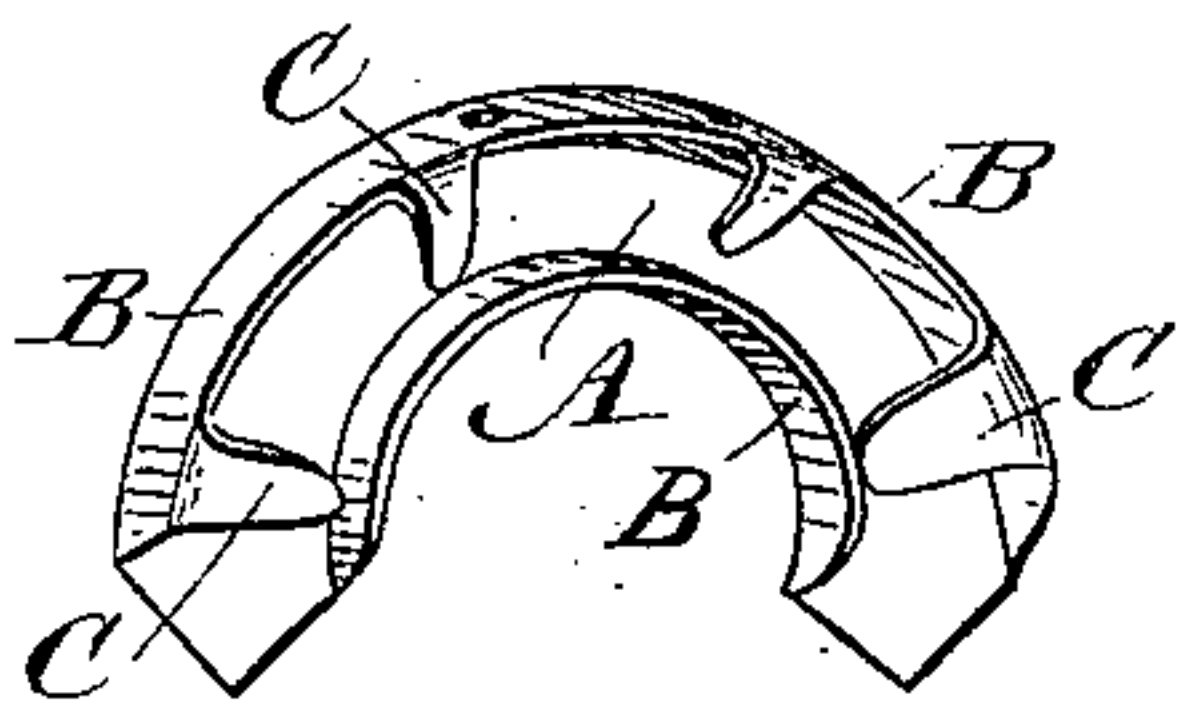


Fig. 3



WITNESSES:

C. Neveu
C. Sedgwick

INVENTOR:

B. Dreyfus
BY *Munn & Co.*
ATTORNEYS.

UNITED STATES PATENT OFFICE.

BERNHARD DREYFUS, OF NEW YORK, N. Y.

PENDANT.

SPECIFICATION forming part of Letters Patent No. 300,699, dated June 17, 1884.

Application filed March 13, 1884. (No model.)

To all whom it may concern:

Be it known that I, BERNHARD DREYFUS, of the city, county, and State of New York, have invented a new and Improved Pendant, of which the following is a full, clear, and exact description.

The object of my invention is to provide a new and improved pendant which is simple in construction and is ornamental.

The invention consists in the combination, with a crescent-shaped flanged holder, of one or two pendants or drops suspended from the same.

The invention further consists in the combination, with the holder and drops, of a ball suspended between the pendants.

The invention also consists in a holder formed of a flanged crescent-shaped piece of sheet metal having tongues.

Reference is to be had to the accompanying drawings, forming a part of this specification, in which similar letters of reference indicate corresponding parts in all the figures.

Figure 1 is a face view of my improved pendant. Fig. 2 is a face view of a modification of the same; Fig. 3, a rear perspective view of the metal crescent or drop holder.

A piece of sheet metal is shaped like a crescent, A, or has a similar shape, and is provided on the curved edges with flanges B, and from one or both of the said flanges B a series of tongues, C, project. The ends of the crescent are beveled or rounded, and are not flanged. The upper ends of drops D, of chenille or other material, or other drops or pendants, are held in the ends of the crescent or holder by the tongues C, which are bent and clamped over the ends of the drops.

In place of two drops or pendants, the two ends of a single drop or pendant are held in the ends of the crescent or holder, as shown in Fig. 2.

From the middle of the crescent or holder A a bead or ball, G, is suspended by means of a cord, H, on which a tuft, J, can be held above the ball G, which ball, or ball and tuft, are between the drops, or between the ends of the

single drop. The crescent or holder is provided with a loop, K, for suspending or hanging the pendant.

I have shown chenille drops D; but drops or tassels of any kind can be held on the ends of the crescent or holder.

The holder or crescent is preferably made of metal or of any other suitable material, metal being preferred.

The top of the flange B is provided with apertures, through which the ends of the loops K can be passed.

Having thus fully described my invention, I claim as new and desire to secure by Letters Patent—

1. The combination, with a flanged crescent-shaped metal holder, of one or more drops or pendants, made of fabric and having their upper ends held within the open ends of the crescent-shaped holder, substantially as herein shown and described.

2. The combination, with a flanged metal holder provided with flat metal tongues projecting from and made integral with the flanges of the holder, of one or more fabric loops or pendants held on the holder by the said tongues, which are bent over the ends of the loops on the inner side of the holder, substantially as herein shown and described.

3. A crescent-shaped piece of sheet metal having flanges along the concave and convex edges, from the edges of which flanges flat metal tongues made integral with the flanges project, the ends of the crescent-shaped holder being open, substantially as herein shown and described.

4. The combination, with a flanged holder, of pendants or drops suspended from the same, the loop K, the cord H, suspended from the crescent, the ball G, suspended from the cord, and the tuft J on the cord, substantially as herein shown and described.

BERNHARD DREYFUS.

Witnesses:

OSCAR F. GUNZ,
C. SEDGWICK.