

(No Model.)

W. TRAUTWINE.

TEMPORARY BINDER.

No. 300,662.

Patented June 17, 1884.

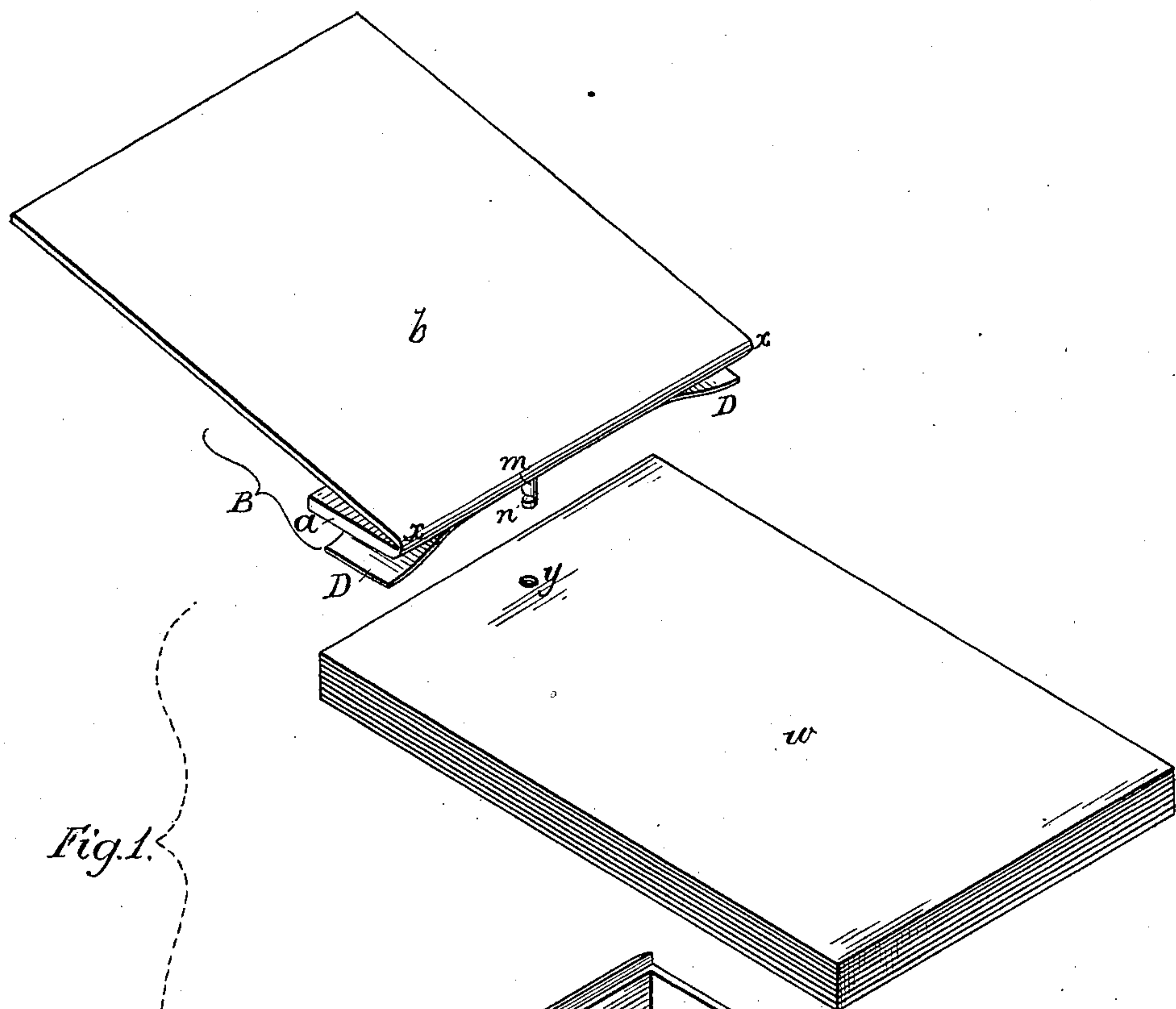


Fig.1.

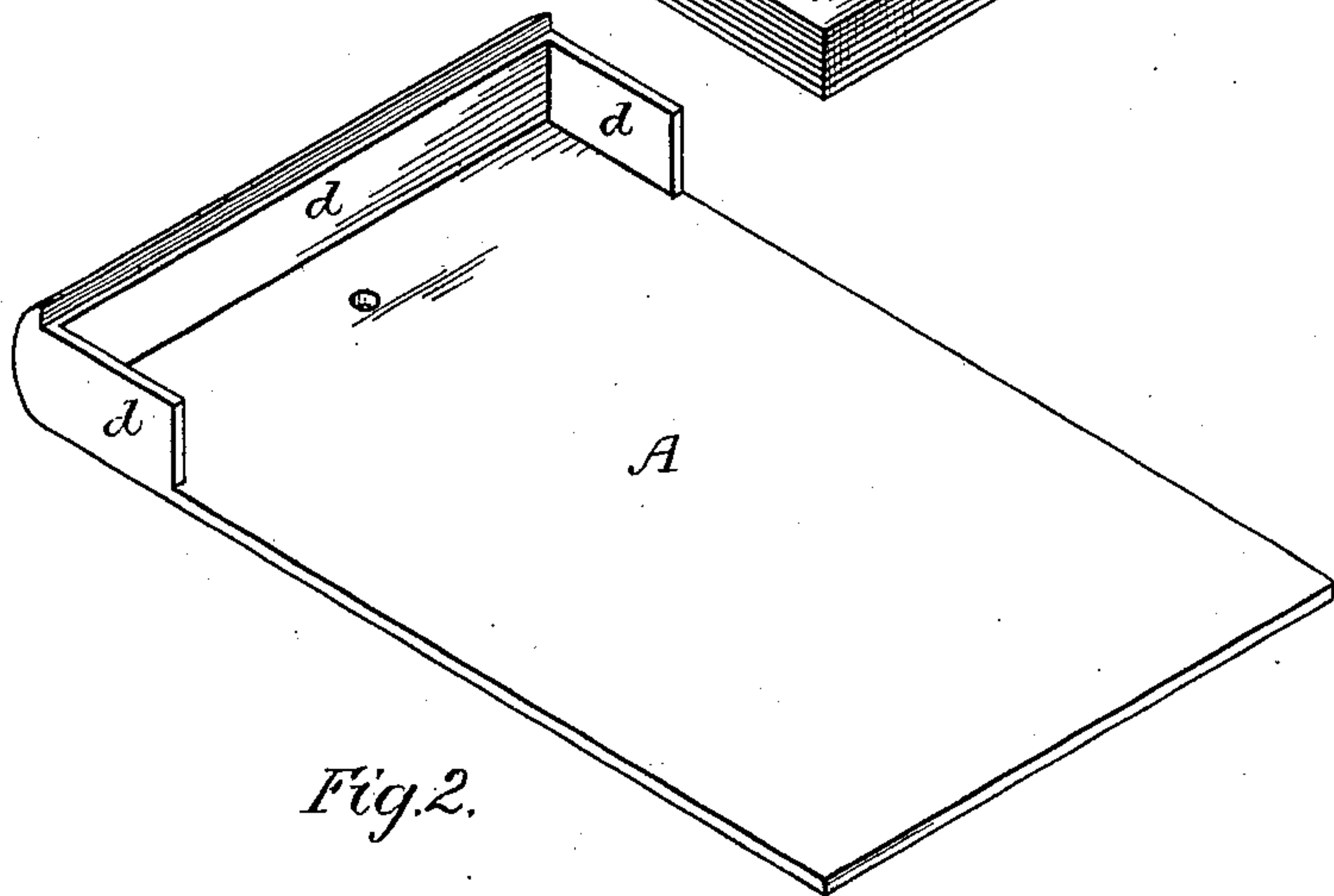
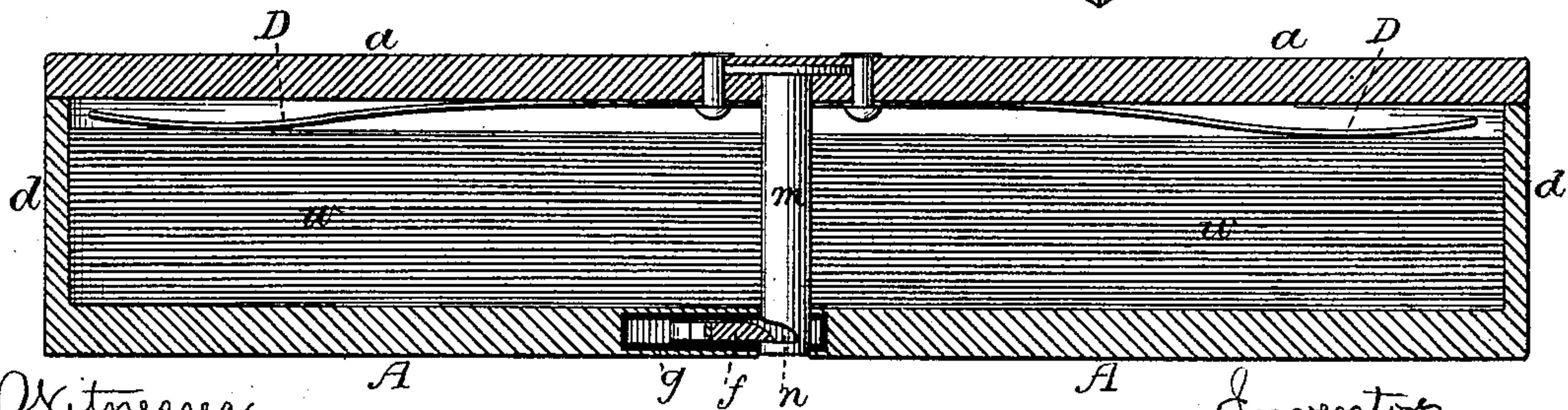


Fig.2.



Witnesses
John E. Parker
James J. Tobin

7
Inventors
William Trautwine
by his Attorneys,
Howson & Sons

UNITED STATES PATENT OFFICE.

WILLIAM TRAUTWINE, OF PHILADELPHIA, PENNSYLVANIA.

TEMPORARY BINDER.

SPECIFICATION forming part of Letters Patent No. 300,662, dated June 17, 1884.

Application filed November 28, 1883. (No model.)

To all whom it may concern:

Be it known that I, WILLIAM TRAUTWINE, a citizen of the United States, and a resident of Philadelphia, Pennsylvania, have invented certain Improvements in Temporary Binders, of which the following is a specification.

One object of my invention is to securely fasten a number of sheets of paper together in such manner as to permit the ready removal of any of the sheets, or the addition of one or more sheets at any desired point, a further object being to provide the sheets with a cover which will protect the same from injury and permit their handling and examination with the same facility as those of a bound book.

My invention consists of a certain construction and arrangement of the parts of the binder, as fully described and claimed hereinafter, whereby the above results are attained.

In the accompanying drawings, Figure 1 is a perspective view of the front and back of my improved binder detached from each other, and of a number of sheets of paper prepared for being bound therein; and Fig. 2 an enlarged transverse section of the binder.

A is the back and B the top or cover of my improved binder, the back being preferably rigid, and the cover composed of two parts, *a* and *b*, hinged together at *x*. The back A has at one end projections *d*, upon which the portion *a* of the cover rests, thus forming a closed box for the reception of one end of the mass of sheets *w*, which are thus protected from injury. Each of the sheets *w* has near one end an opening, *y*, the openings of all of the sheets coinciding, and being adapted for the reception of a pin, *m*, which projects from the portion *a* of the cover, and has near its end a notch, *n*, for engagement with a spring-catch, *f*, carried by a casing, *g*, secured to the back A of the binder, this device being preferably in the form of a simple lock, to be opened by a key in the possession of the proper custodian of the papers; but any desired form of retainer

or catch, to be operated either by hand or by a key, may be used. The projections *d* of the back A also aid in bringing the papers into proper position—that is to say, with the openings *y* of all of the sheets in line—and prevent the strain from being exerted wholly upon that portion of each sheet through which the pin *m* passes.

Secured to the under side of the portion *a* of the cover is a spring, D, which, when the pile of sheets *w* is not as high as the projections *d*, serves, by bearing upon the top of the pile, to hold the sheets together as firmly and compactly as those of a bound book. The device is, in fact, owing to the back, cover, and closed end, a form of separable book, strong, convenient to handle, and permitting the ready removal of any of its leaves or the ready insertion of a fresh leaf or leaves at any point on first removing the cover B and its pin *m*.

If desired, the pin *m* may be carried by the back A and the retainer *f* by the cover; but the reverse arrangement shown in the drawings is preferred.

I claim as my invention—

1. The combination, in a temporary binder, of the back A, having projections *d*, the cover B, bearing upon said projections, the pin *m*, carried by one of said parts and adapted to openings *y* in the sheets to be bound, and a retainer carried by the other part of the binder and engaging with the pin *m*, as set forth.

2. The combination, in a temporary binder, of the back A, having projections *d*, and the cover B, bearing upon said projections *d*, and having a spring, D, with the pin *m* and the retainer *f*, as set forth.

In testimony whereof I have signed my name to this specification in the presence of two subscribing witnesses.

WM. TRAUTWINE.

Witnesses:

JOHN M. CLAYTON,
HARRY SMITH.