

(No Model.)

E. & E. HOHNECK.

CARPET FASTENER.

No. 300,366.

Patented June 17, 1884.

FIG. 1.

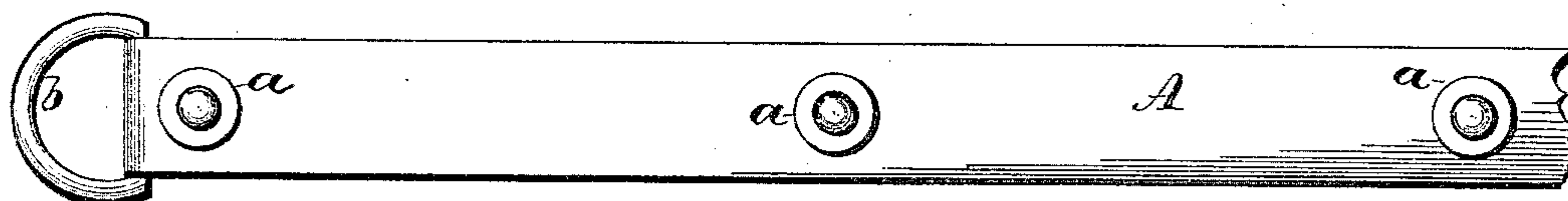


FIG. 2.

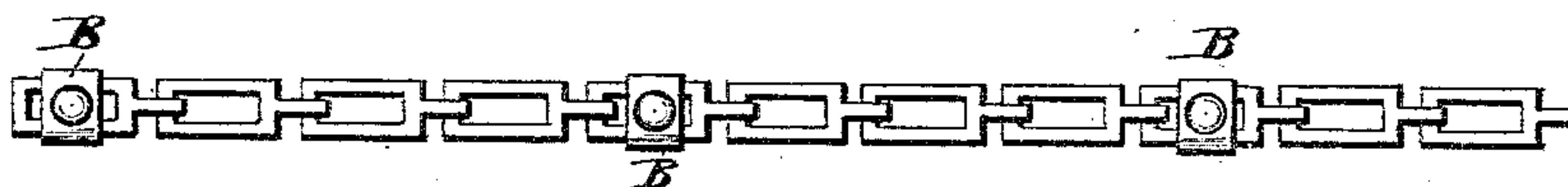



FIG. 3.



WITNESSES

W. Nottingham
George F. Downing.

INVENTORS

Ernest Hohneck
and
Elise Hohneck.
By *H.A. Seymour.*
Attorney

UNITED STATES PATENT OFFICE.

ERNEST HOHNECK AND ELISE HOHNECK, OF ST. PAUL, MINNESOTA.

CARPET-FASTENER.

SPECIFICATION forming part of Letters Patent No. 300,366, dated June 17, 1884.

Application filed February 21, 1884. (No model.)

To all whom it may concern:

Be it known that we, ERNEST HOHNECK and ELISE HOHNECK, of St. Paul, in the county of Ramsey and State of Minnesota, have invented certain new and useful Improvements in Carpet-Fasteners; and we do hereby declare the following to be a full, clear, and exact description of the invention, such as will enable others skilled in the art to which it appertains to make and use the same.

Our invention relates to an improvement in carpet-fastenings, the object of the same being to provide a fastening which can be taken up with great celerity without injury to the carpet, a further object being to provide a fastening which can be put down and taken up repeatedly without injury to itself, and which is effective, durable, and cheap.

With these ends in view our invention consists in a flexible strip of leather, cloth, or metal provided with tacks or nails firmly set therein.

Our invention further consists in certain features of construction and combinations of parts, as will be fully described, and pointed out in the claims.

In the accompanying drawings, Figure 1 is a view of a leather strip with nails or tacks in position. Fig. 2 is a view of a chain with nails or tacks in position, and Fig. 3 is a transverse section of the strips of leather through one of the nails or tacks.

A represents a flexible strip of leather, tough cloth, metal, or other suitable material. At convenient distances along the strip A tacks or nails are rigidly secured by means of washers *a*—one on each side of the strip—through which the tacks or nails pass, and in which they are secured by solder or friction.

Instead of the washers *a*, metal eyelets or simply metal plates may be used.

When a chain composed of short links is used, a piece of metal, B, bent around one of the links is convenient for forming a retaining-bed for the tack. We also find it convenient to secure a ring or handle, *b*, to one or both ends of the strip to assist in securing a firm hold when it is desired to take up the strip.

The advantages of our present invention consist in the flexible nature of the strip, by means of which it can be turned abruptly at any point without breaking or cutting, and in the facility with which it can be put down and taken up without wear or damage to the carpet, and in its durableness and cheapness, our experience having shown that it may be put down and taken up a sufficient number of times to meet the requirements during the wear of a good carpet without apparent damage, unless, perchance, the breakage of a nail or tack, which may be easily and cheaply replaced.

The strips may be joined together in any approved manner, and thus made of sufficient length.

We are aware that carpet-fastenings have been made consisting of a solid strip of metal provided with prongs on its under side, and also of long wire links terminating in prongs; but we are not aware that a binding consisting of a flexible strip or flexible chain provided with tacks or nails rigidly secured thereto, and possessing the advantages herein set forth has ever been manufactured.

Having fully described our invention, what we claim as new, and desire to secure by Letters Patent, is—

1. A carpet-fastening consisting of a flexible strip of leather, cloth, or metal, provided with metal washers or plates on the upper and lower sides in which tacks or nails are rigidly set, substantially as set forth.

2. As a new article of manufacture, a carpet-fastening consisting of a flexible strip of leather, cloth, or metal, provided with tacks or nails rigidly secured thereto by washers or metal plates, and having rings or handles at one or both ends, substantially as set forth.

In testimony whereof we have signed this specification in the presence of two subscribing witnesses.

ERNEST HOHNECK.
ELISE HOHNECK.

Witnesses:

A. L. LANGELLIER,
OMA S. LANGELLIER.