
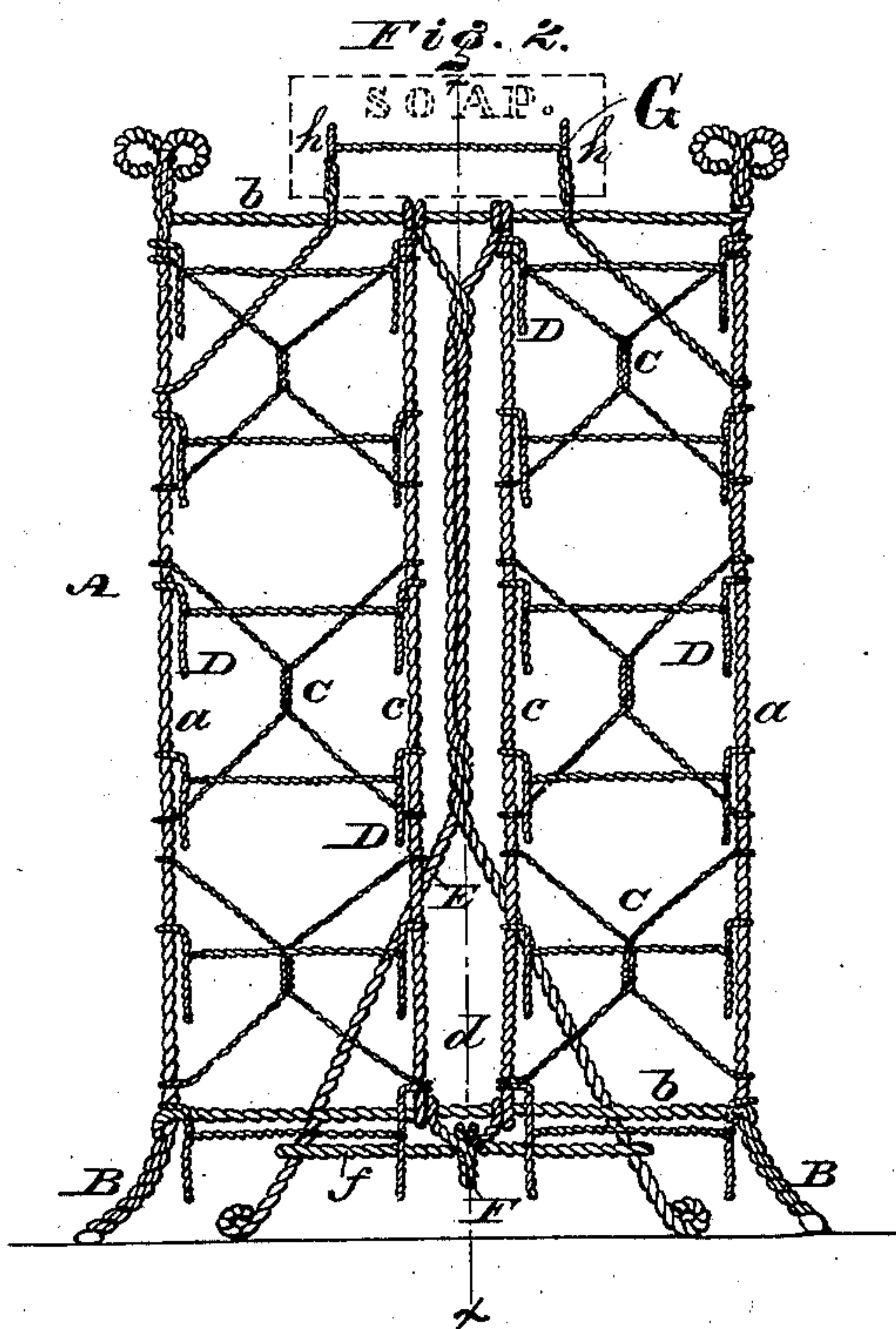
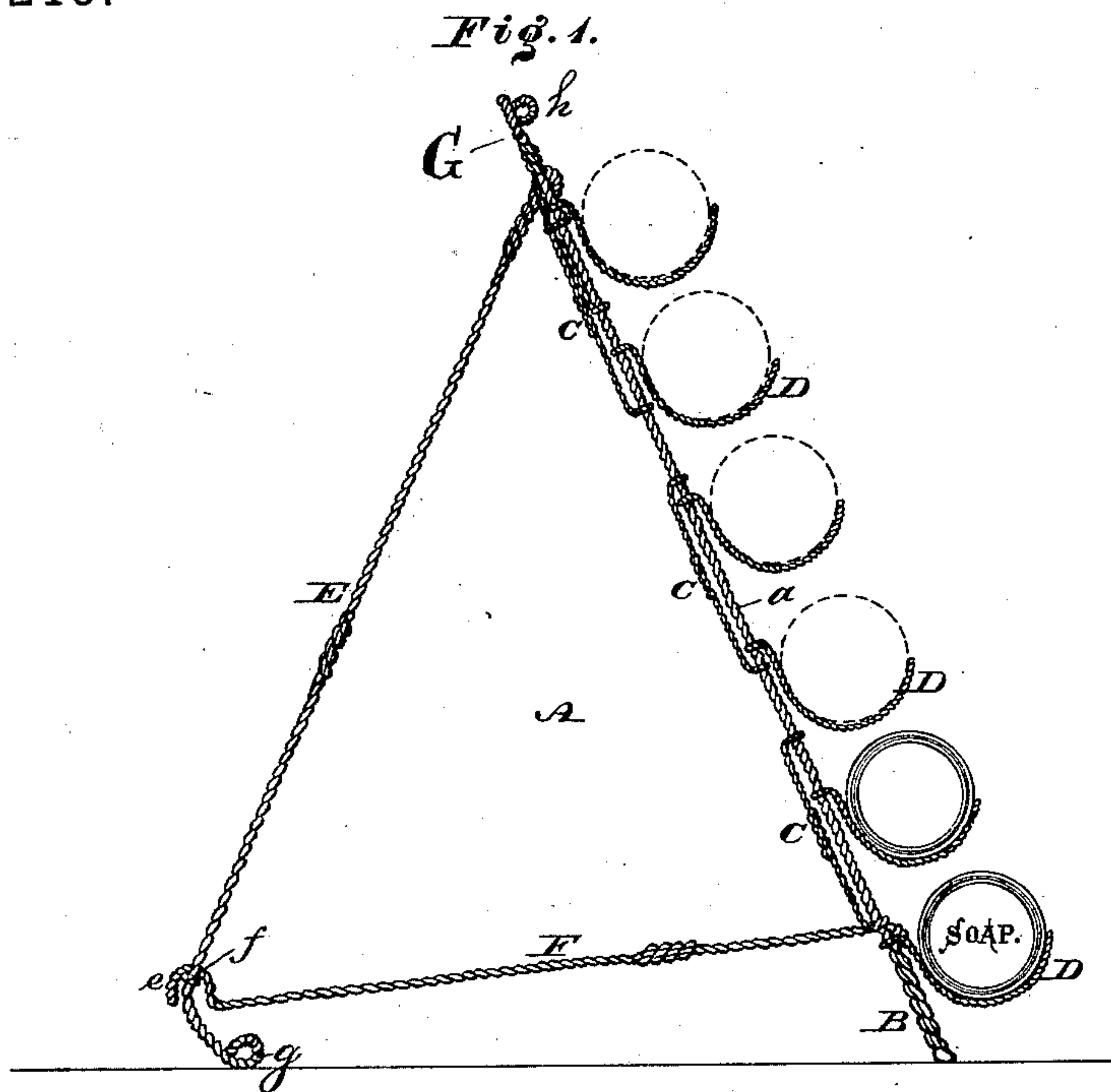


(No Model.)

W. H. CARSLAKE.
SOAP STAND AND SUPPORT.

No. 300,213.

Patented June 10, 1884.



WITNESSES:

L. Douville
H. F. Fischer

INVENTOR:

William H. Carlsake,
BY John A. Gidersheim
ATTORNEY.

UNITED STATES PATENT OFFICE.

WILLIAM H. CARSLAKE, OF PHILADELPHIA, PENNSYLVANIA.

SOAP STAND AND SUPPORT.

SPECIFICATION forming part of Letters Patent No. 300,213, dated June 10, 1884.

Application filed September 21, 1883. (No model.)

To all whom it may concern:

Be it known that I, WILLIAM H. CARSLAKE, a citizen of the United States, residing in the city and county of Philadelphia, State of Pennsylvania, have invented a new and useful Improvement in Soap Stands or Supports, which improvement is fully set forth in the following specification and accompanying drawings, in which—

10 Figure 1 is a side elevation of a soap stand or support embodying my invention. Fig. 2 is a front view thereof. Fig. 3 is a vertical section in line *xx*, Fig. 2, the stand or support being folded.

15 Similar letters of reference indicate corresponding parts in the several figures.

My invention consists of a stand for holding and exhibiting soap and other articles, the same being strong and durable and adapted to be folded in compact form.

Referring to the drawings, A represents the frame of the stand, made of what is generally known as "twisted wire," and consisting of the vertical side pieces, *a*, top and bottom cross-pieces, *b*, and central pieces, *c*, the latter being separated, forming a space, *d*, for purposes to be hereinafter named. The ends of the cross-pieces *b* are extended and united to the adjacent ends of the side pieces, *a*, those at the bottom of the frame forming legs B, on which the frame is supported, the wires or pieces constituting the legs being twisted, whereby they possess considerable strength.

30 C represents braces, which are crossed and twisted centrally and have their ends united to the side and central pieces, *a c*, thus strengthening the frame.

D represents trays or ledges, which are formed of wire, to receive and sustain pieces of soap or boxes containing the same, the inner ends of the ledges being secured to the side and central pieces, *a c*.

To the top of the frame is pivoted a prop or leg, E, and to the bottom thereof is pivoted a locking-arm, F, whose rear end has a hook, *e*, which is adapted to engage with a piece, *f*, at

the bottom of the leg for holding the leg distended, whereby the stand may be properly supported, said leg being bifurcated, thus providing a broad base and having its lower ends, *g*, bent toward the frame A.

When the stand is not required, the arm F is disconnected from the leg E and folded upwardly in the space *d*. The leg is also folded against the back of the frame, part of its length also entering the space *d*. The bent ends *g* of the leg fold underneath the lower tray or ledge, D, and thus the parts are in compact form for transportation, stowing, &c.

To the top of the stand is secured a rack, G, formed of wire bent around or otherwise secured to the cross-piece *b*, and projecting upwardly, the sides constituting jaws *h*, between which a card may be fitted, thus providing a holder or rack therefor.

Having thus described my invention, what I claim as new, and desire to secure by Letters Patent, is—

1. A wire stand or support formed of a frame, ledges, a pivoted leg, and locking-arm, said frame having a space to receive said arm when the stand is folded, substantially as and for the purpose set forth.

2. A wire frame having central vertical pieces with a space between them, in combination with ledges and braces attached to said central and side pieces of the frame, substantially as and for the purpose set forth.

3. A wire frame provided with a supporting-leg which is bifurcated and has its lower ends bent forward, substantially as and for the purpose set forth.

4. A wire frame having its side and bottom cross-pieces extended and twisted together, forming legs B, substantially as and for the purpose set forth.

5. A wire frame provided with a card-rack, substantially as and for the purpose set forth.

W. H. CARSLAKE.

Witnesses:

JOHN A. WIEDERSHEIM,
A. P. GRANT.