

(No Model.)

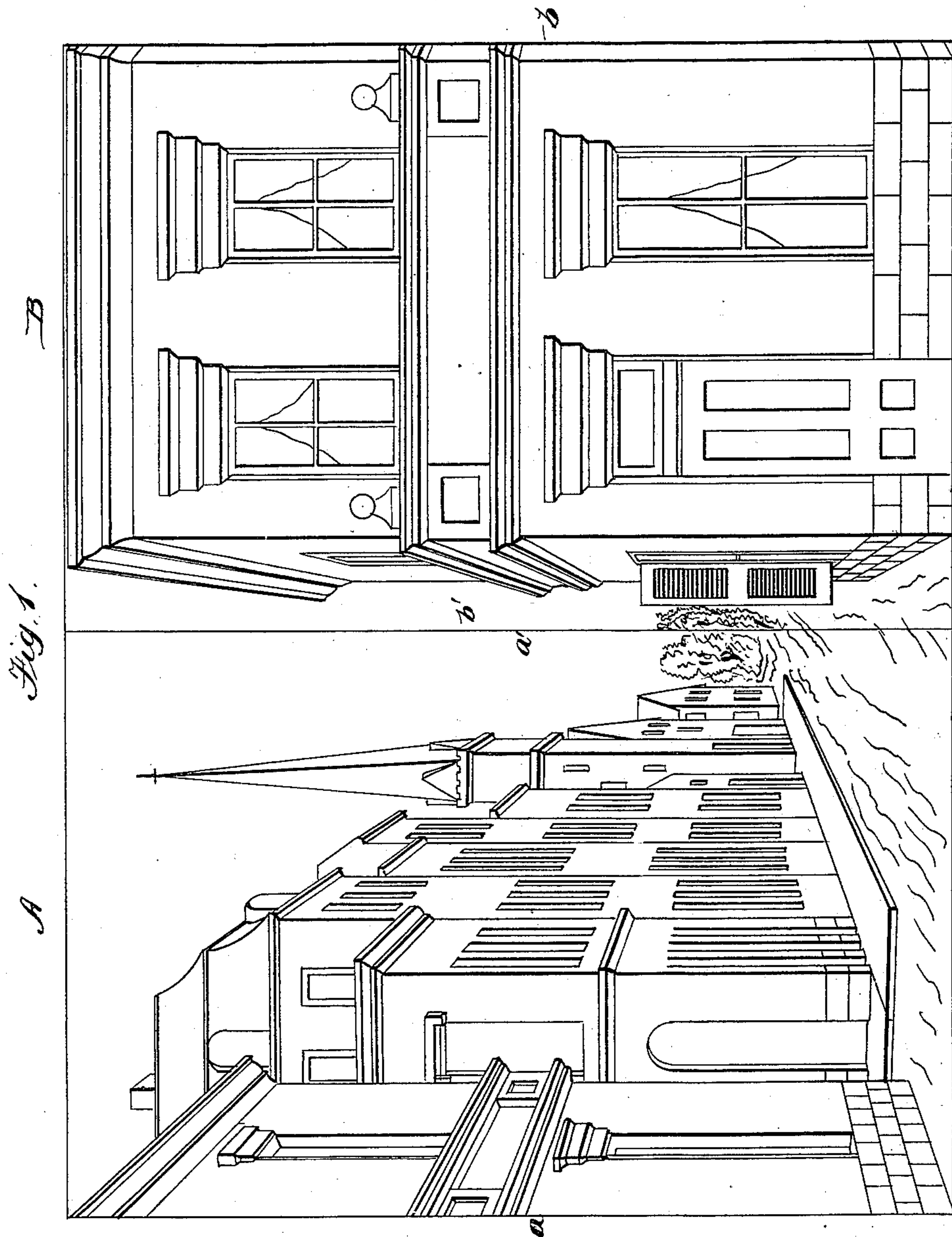
3 Sheets—Sheet 1.

M. ARMBRUSTER.

STAGE SCENERY.

No. 300,187.

Patented June 10, 1884.



attest:
W. N. H. Knight
H. J. Frankhard

Inventor:
M. Armbruster
per Edson Bros.
Attorneys

(No Model.)

3 Sheets—Sheet 2.

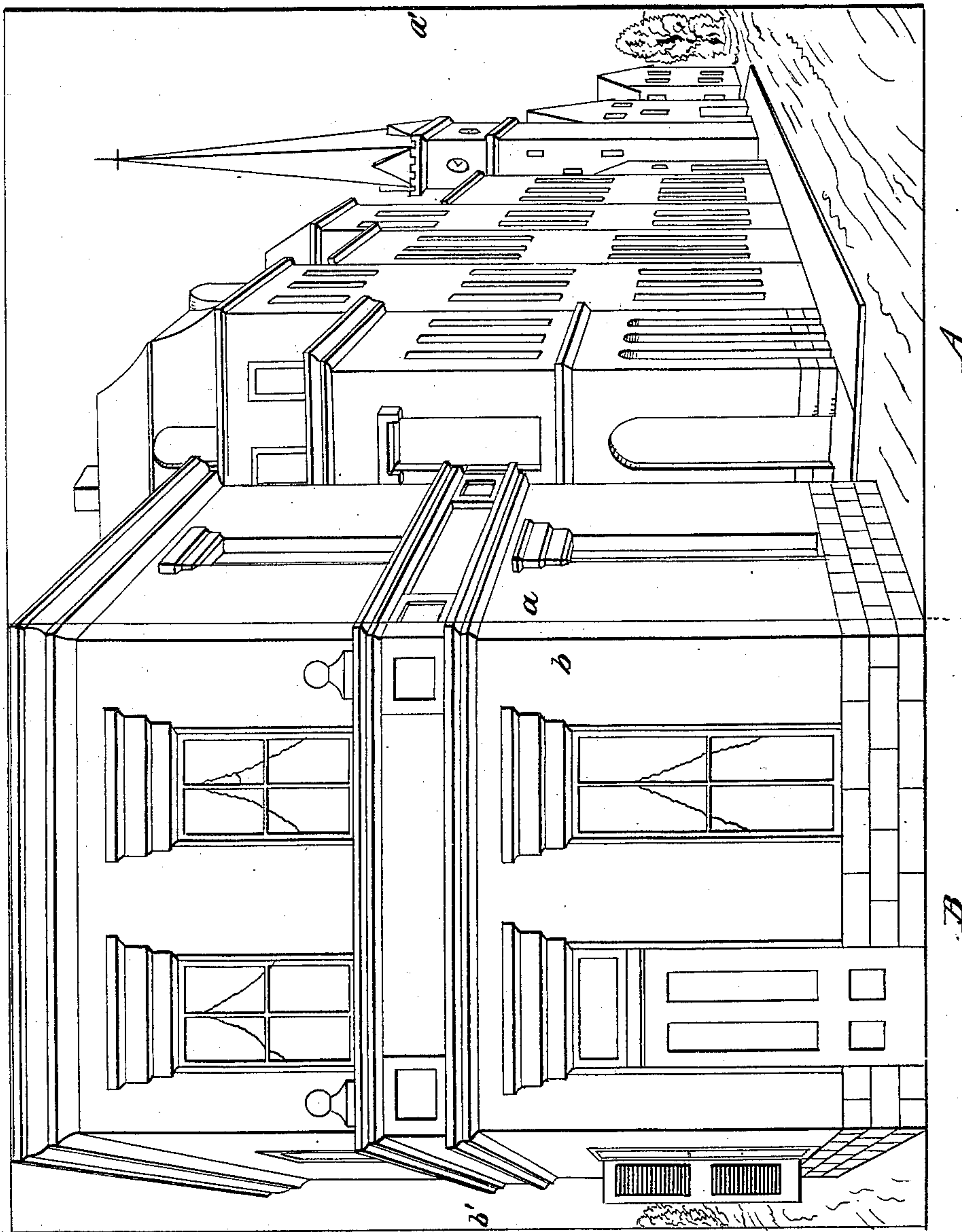
M. ARMBRUSTER.

STAGE SCENERY.

No. 300,187.

Patented June 10, 1884.

Fig. 2.



attest:
W. H. V. Knight
H. Bernhard

Inventor:
M. Armbruster
Edwin Brod.
per Attorney

(No Model.)

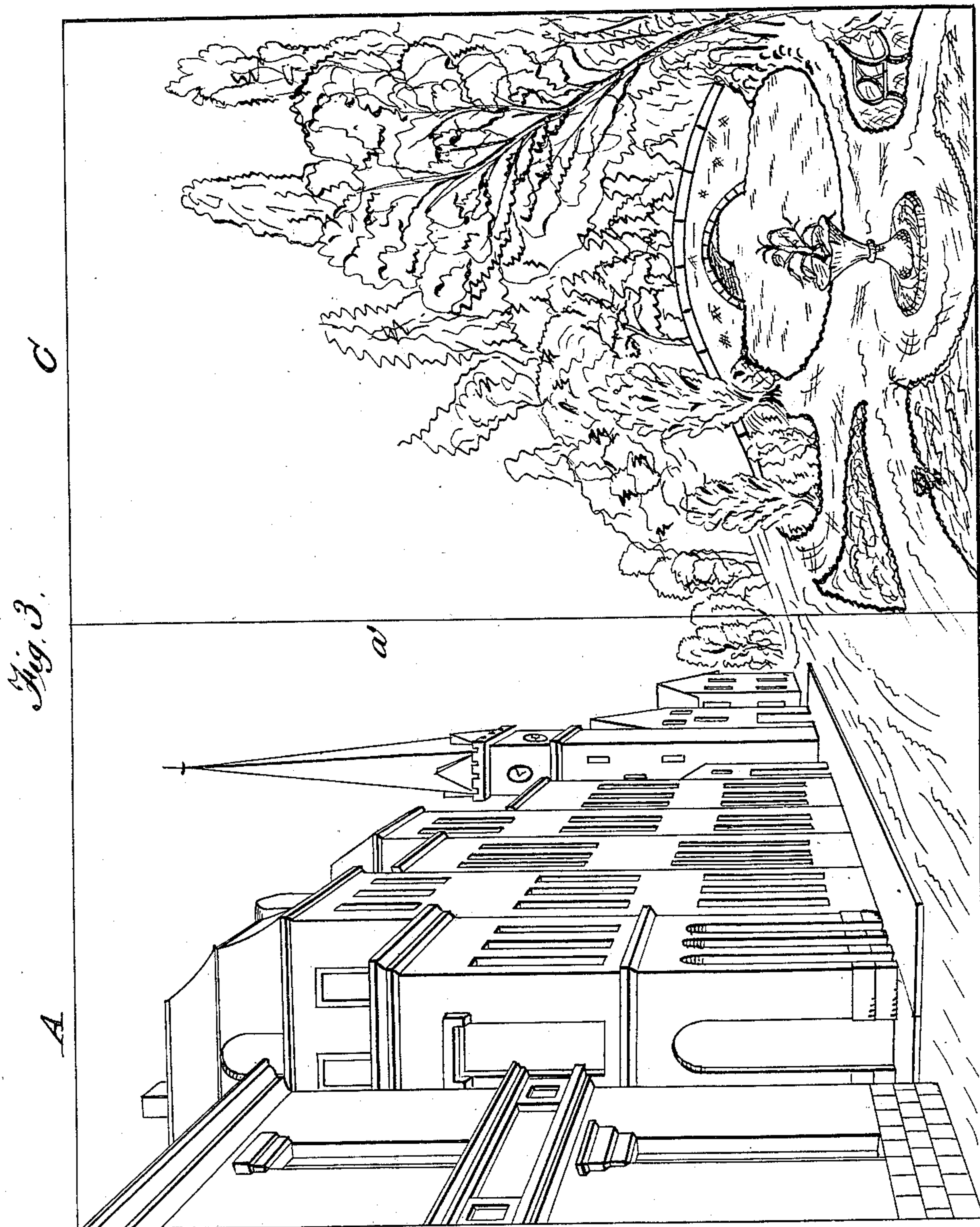
3 Sheets—Sheet 3.

M. ARMBRUSTER.

STAGE SCENERY

No. 300,187.

Patented June 10, 1884.



Attest:

W. H. Knight
W. D. Bernhard

Inventor:

M. Armbruster
per Edison Bros.
Attorneys

UNITED STATES PATENT OFFICE.

MATHIAS ARMBRUSTER, OF COLUMBUS, OHIO.

STAGE-SCENERY.

SPECIFICATION forming part of Letters Patent No. 300,187, dated June 10, 1884.

Application filed March 22, 1884. (No model.)

To all whom it may concern:

Be it known that I, MATHIAS ARMBRUSTER, a citizen of the United States, residing at Columbus, in the county of Franklin and State of Ohio, have invented certain new and useful Improvements in Stage-Scenery; and I do declare the following to be a full, clear, and exact description of the invention, such as will enable others skilled in the art to which it appertains to make and use the same, reference being had to the accompanying drawings, and to the letters and figures of reference marked thereon, which form a part of this specification.

My invention relates to stage-scenery; and the novelty consists in the arrangement, construction, and adaptation of the flats and wings, as will be more fully hereinafter set forth, and specifically pointed out in the claim.

In order to produce a variety of scenery in theaters, halls, and the like, it has, as the scenes have been heretofore constructed, been necessary to have at least a pair of flats and one or two pairs of wings for each scene, and the multiplicity of such flats and wings were not only expensive, but they materially occupied the stage room.

My invention designs a construction of the flats and wings in such manner that a great number of changes in scenery may be made with a few flats.

I will for convenience describe the invention as applied to the flats; but it is obvious that the advantages apply with equal force to the other parts of the scenery.

The invention is fully illustrated in the accompanying drawings, which form a part of this specification, and in which Figure 1 represents a pair of flats in position. Fig. 2 represents the same pair of flats with their other vertical edges in contact to make a second scene with the same flats, and Fig. 3 shows one of the said pair of flats in connection with another flat.

Referring to the drawings, A B C designate flats, which are adapted to slide in guides formed on the stage in the ordinary manner. A and B are painted, for instance, to exhibit upon A a side of a street in perspective, while B shows a scene representing a building in perspective. In the representation the sides a' of A and b' of B are in contact. Not only can this scenery be materially and strikingly changed by changing the flat B to the left of A and bringing the edges marked b and a into contact, as seen in Fig. 2, but an entirely different change can be effected by bringing the half-flat C in the same dual relations with B or A. (See Fig. 3.)

In rustic scenes and garden scenes this invention is especially important—as, for instance, a castle on the left with a certain garden scene on the right would be changed greatly in appearance by placing the same or another garden scene on the left of the castle.

I have demonstrated that from three sets I can give twelve scenes by carrying out the plan suggested, by four sets of two I can give twenty scenes, by five sets thirty, and so on. The first cost need not be much more than in ordinary scenes, but their value is multiplied by their adaptation and by the room economized.

What I claim as new, and desire to secure by Letters Patent, is—

Stage-scenery with the design upon each piece so painted and arranged that either of the vertical edges of said piece will match either of the vertical edges of other pieces of scenery, so as to produce a complete design, substantially as described, and for the purpose set forth.

In testimony whereof I affix my signature in presence of two witnesses.

MATHIAS ARMBRUSTER.

Witnesses:

A. D. SCHNEIDER,
A. W. LINCOLN.