

(No Model.)

2 Sheets—Sheet 1.

C. K. MILLER & G. H. CLEVELAND.

SHIRT.

No. 299,932.

Patented June 3, 1884.

Fig. 1.

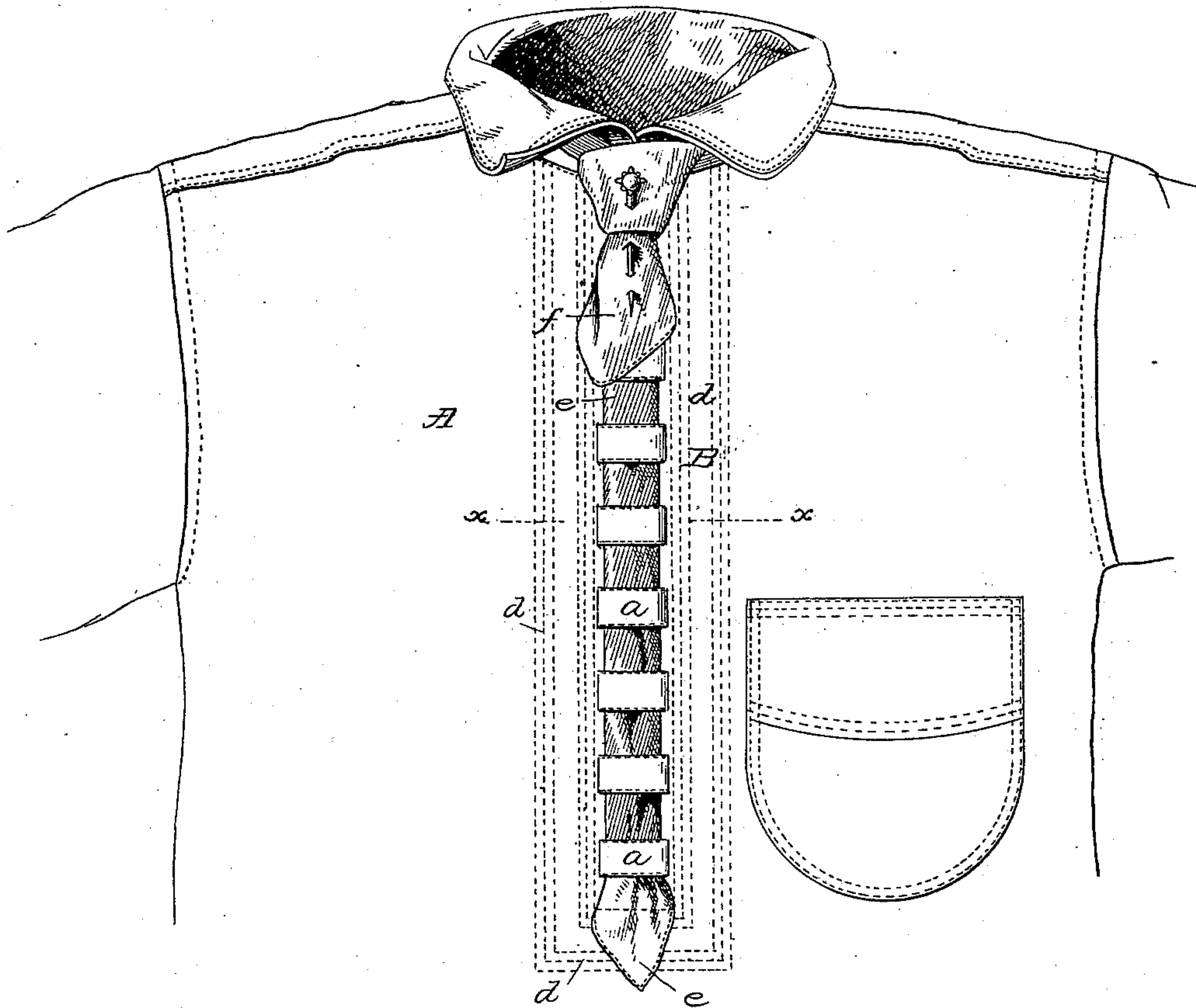


Fig. 2.


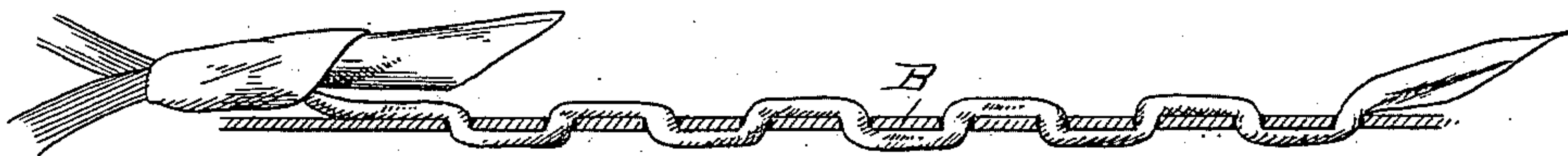


Fig. 3.



Attest:

Walter Donaldson  
J. L. Middleton

Inventor  
C. K. Miller  
& G. H. Cleveland  
by Joyce & Spence  
Attys.

(No Model.)

2 Sheets—Sheet 2.

C. K. MILLER & G. H. CLEVELAND.

SHIRT.

No. 299,932.

Patented June 3, 1884.

Fig. 4.

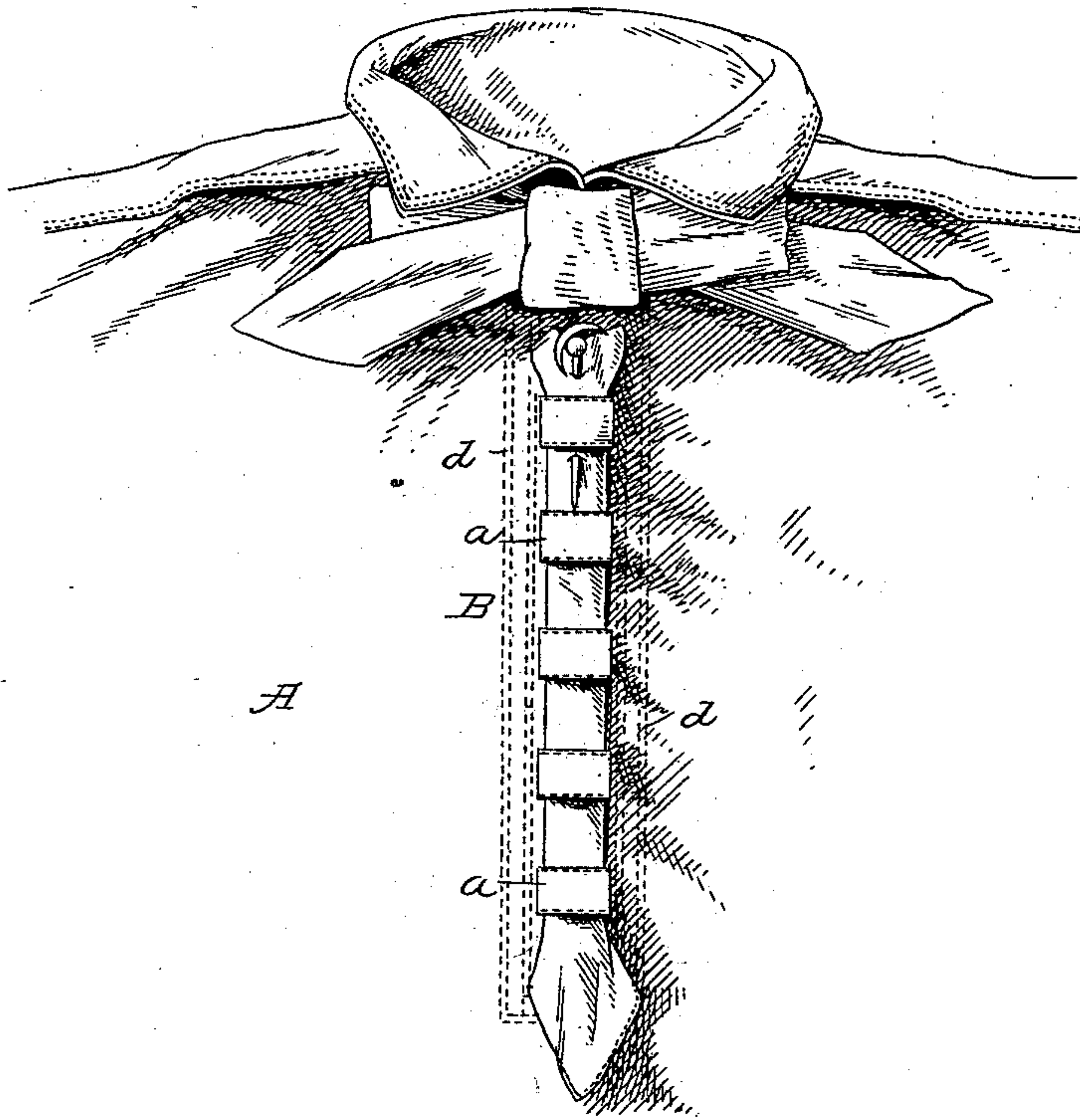


Fig. 5.

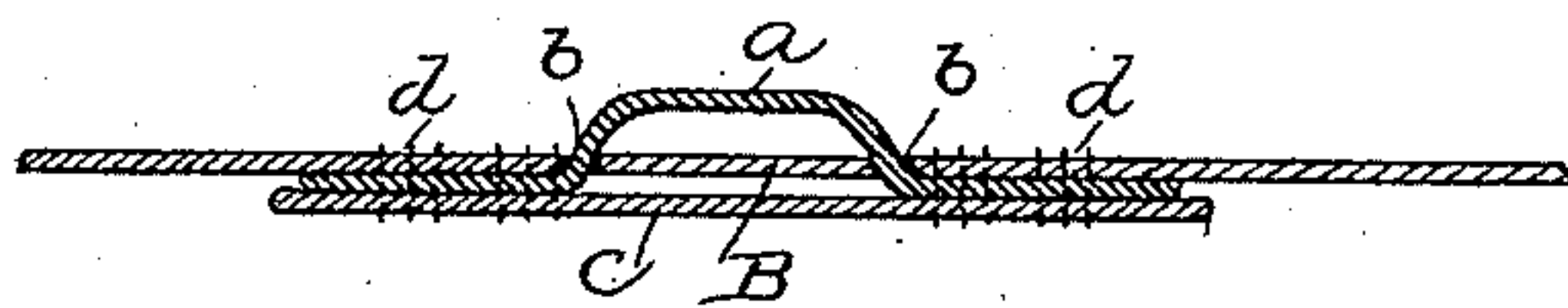


Fig. 6.



Attest:

Walter D. M. M. M.

J. L. Middleton

Inventor  
C. K. Miller  
by G. H. Cleveland  
Joyce & Spear  
Attys.



# UNITED STATES PATENT OFFICE.

CHARLES K. MILLER AND GEORGE H. CLEVELAND, OF CAMDEN, MAINE.

## SHIRT.

SPECIFICATION forming part of Letters Patent No. 299,932, dated June 3, 1884.

Application filed March 20, 1884. (No model.)

*To all whom it may concern:*

Be it known that we, CHARLES K. MILLER and GEORGE H. CLEVELAND, of Camden, in the county of Knox and State of Maine, have  
5 invented a new and useful Improvement in Shirts; and we do hereby declare that the following is a full, clear, and exact description of the same.

Our invention is intended for shirts and like  
10 garments having entire or closed fronts; and it consists in the special construction hereinafter explained, combined with a scarf or strip of ornamental fabric, or a necktie, all as set forth and claimed.

15 In the drawings accompanying, Figure 1 represents a view of the front of the shirt provided with loops, with a scarf at the neck, and one end thereof as passed through the loops. Fig. 2 is a longitudinal section through  
20 the bosom. Fig. 3 is a modification representing slits in the material of the front, instead of the loops shown in Fig. 1. Fig. 4 is also a modification representing a separate strip as inserted through the loops, leaving the shirt  
25 free to the use of a scarf of any desired form. Fig. 5 is a section through the bosom on line *x x* of Fig. 1. Fig. 6 is a section of the bosom, showing another modification.

30 In the drawings the body of the shirt is represented at A, and is or may be of ordinary shape, and is provided with a suitable collar.

We have shown in the figures the bosom or front of the shirt (marked B) as in one piece;  
35 but this is not essential, and it may be formed of a separate piece and attached to the body in any well known manner.

40 Down the front of the bosom, preferably directly in the center thereof, and beginning at a suitable distance below the neck of the shirt, we secure loops *a a*, as shown in Fig. 1, at regular and suitable intervals apart. When arranged as shown in Fig. 1, we prefer to make openings in the material of the bosom,  
45 as at *b b*, Fig. 5 of a size sufficient to receive the ends of the loops, which are thus passed through to the inside of the shirt. This gives a very finished appearance to the bosom, and the place of insertion is closed so completely  
50 by the ends of the loops that it is difficult to

observe that it ever existed. When the loops are all in place, a supplemental piece, *c*, of the same or any suitable material, is placed upon the under side of the bosom, neatly covering the loop ends, and this is stitched to the bosom  
55 from the outside by rows of stitching *d*, which effectually secures the loop ends and piece *c* and adds to the finished appearance of the garment.

60 Instead of the loops shown in Figs. 1 and 4, the material of the bosom may be slitted laterally at regular intervals, as shown in Fig. 3, or cords or bars, in open work or otherwise, may be substituted for the loops, or any equivalents of these may be used.

65 When the shirt is to be used with a scarf—such as that shown in Fig. 1—the scarf is placed around the shirt under the collar and tied, as shown, leaving one end longer than the other, as at *e*, this end being underneath the short one,  
70 *f*. The portion *e* is then neatly folded, if it is not already of a suitable size, and inserted under the loops throughout the series, if loops are used, or under the cords or bars, or if slits are cut in the material in and out of these slits,  
75 in every case producing the desired effect—that is, presenting to the eye the portions of the material of the bosom and of the scarf alternately, the scarf preferably being of a color contrasting strongly with the bosom or the  
80 strips thereon. In the figure referred to the portion *f* serves as the end of the tie. It is not, however, essential that the scarf should pass entirely around the neck of the shirt, as the long end *e* could be left and the tie attached  
85 to the collar-button in any desirable manner. Neither is it essential that the colored strap *e* be a part of the necktie or scarf, as this may be an independent piece fixed in permanently,  
90 or so that it could be replaced by another and different-colored strap. In this case any kind of necktie or scarf could be used, and of any shape. Any amount of ornamental stitching may be provided around these loops and strap  
95 and upon the bosom.

100 Instead of having the loops, bars, cords, &c. of the same material as the shirt-bosom, material of other colors may be used for these devices, which may then be attached directly to the material of the bosom, the same effect be-

ing produced in this way. This is shown in Fig. 6.

This invention may be applied to garments for ladies and children in the same manner as  
5 herein described as applied to shirts.

We are aware that a shirt has been heretofore made with an open front having overlapping edges provided with transverse registering-slits with a detachable fastening-band,  
10 and such therefore we do not claim.

Having thus described our invention, what we claim as new, and desire to secure by Letters Patent, is—

A shirt having an entire or closed front

provided with a series of transverse strips or 15 loops arranged centrally on said front, combined with an inserted ornamental strip or tie, the whole being constructed and arranged as shown.

In testimony whereof we have signed our 20 names to this specification in the presence of two subscribing witnesses.

CHAS. K. MILLER.

GEORGE H. CLEVELAND.

Witnesses:

W. F. KELLER,

W. L. TYLER.