

(No Model.)

E. B. LAKE.
POCKET MATCH BOX.

No. 299,807.

Patented June 3, 1884.

Fig 1

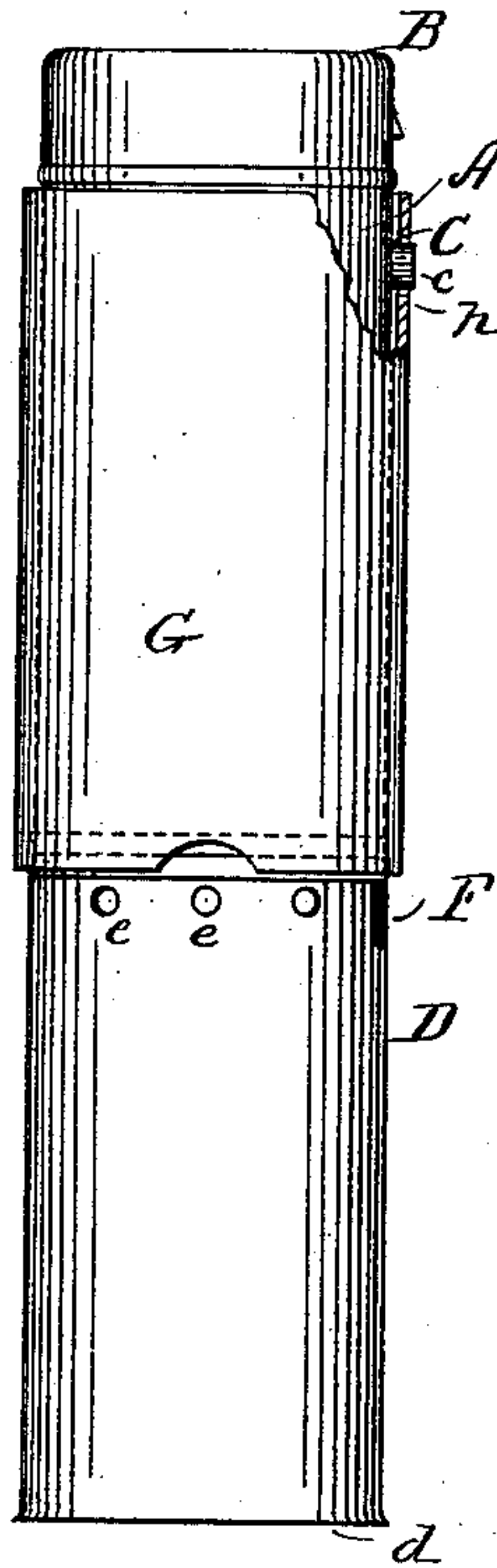


Fig 3

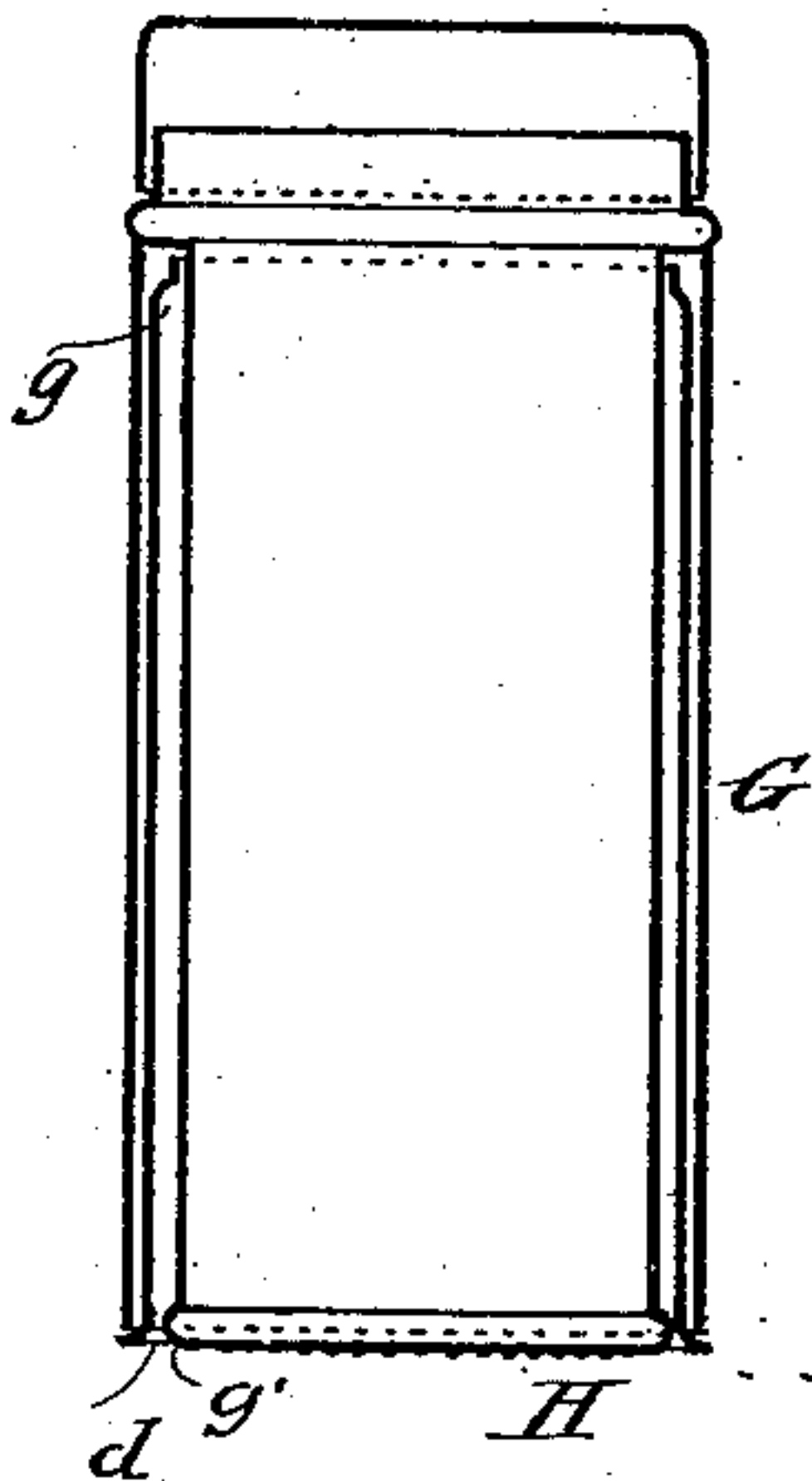
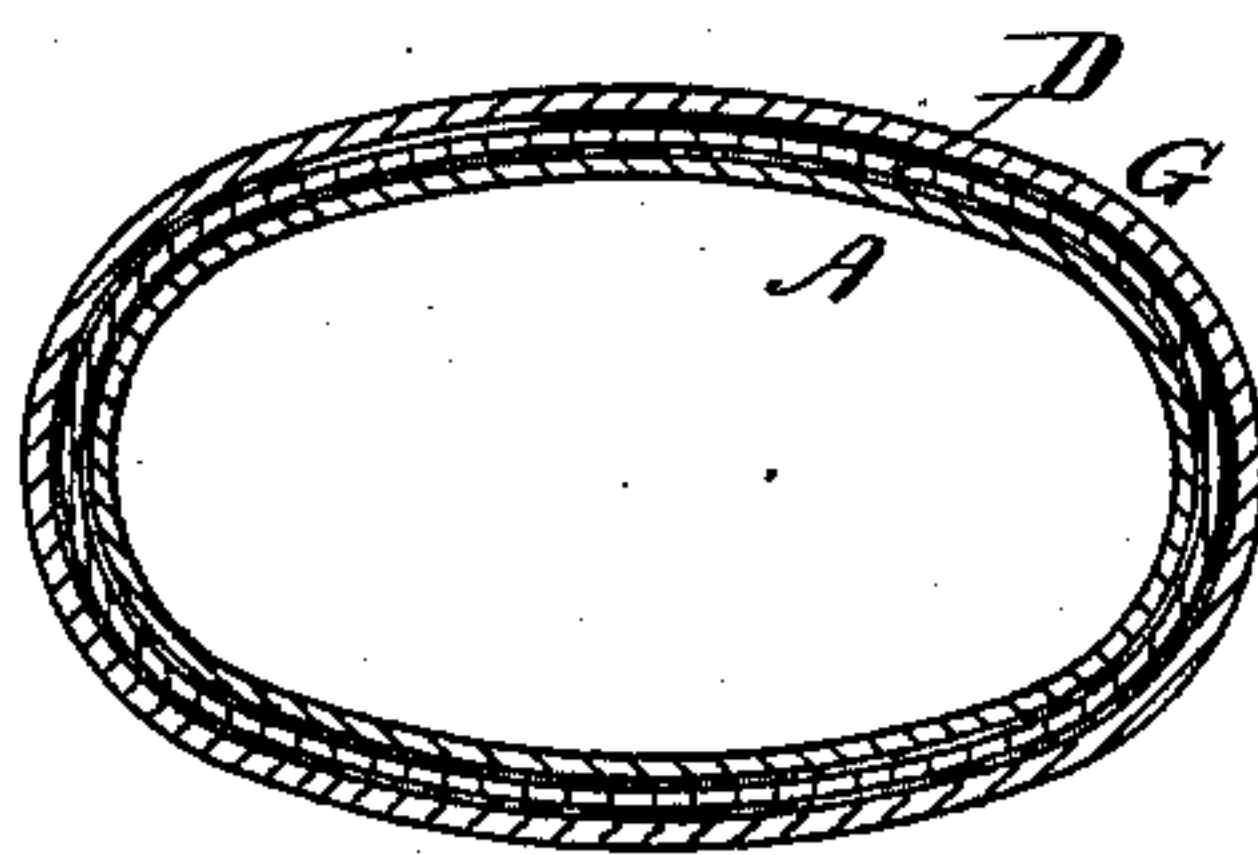


Fig 2



Witnesses
Will H. Powell.
A. A. Connolly.

Inventor
E. B. Lake
by Connolly & Co.
Attys

UNITED STATES PATENT OFFICE.

EZRA B. LAKE, OF OCEAN CITY, NEW JERSEY.

POCKET MATCH-BOX.

SPECIFICATION forming part of Letters Patent No. 299,807, dated June 3, 1884.

Application filed January 18, 1884. (No model.)

To all whom it may concern:

Be it known that I, EZRA B. LAKE, a citizen of the United States, residing at Ocean City, in the county of Cape May and State of New Jersey, have invented certain new and useful Improvements in Pocket Match-Boxes; and I do hereby declare the following be a full, clear, and exact description of the invention, reference being had to the accompanying drawings, which form part of this specification, in which—

Figure 1 is a side view of a match-box with the screen withdrawn. Fig. 2 is a transverse section enlarged. Fig. 3 is a vertical central section.

My invention has relation to a pocket match-box having attached thereto a light-protecting screen and a non-conducting shield, which will protect the hands from the heat imparted to the screen.

My invention consists in the combination, with an elongated or oblong pocket match-box having a cap or lid on one end, of a light-protecting tubular screen, embracing the box and adapted to slide lengthwise thereof, and a non-conducting tubular shield, also embracing the box and inclosing the light-protecting screen when the latter is not in use, the several parts being constructed and arranged as hereinafter described, and as specifically claimed.

Referring to the accompanying drawings, A designates a pocket match-box of the usual form—that is, an elongated case oval or elliptical in cross-section, but not necessarily so, as any shape will answer.

B is a cap or lid, and C a spring-fastening, having a knob or thumb-piece, *c*, projecting through an opening in the front of the box.

D designates the screen, consisting of a tubular section or length of sheet metal corresponding in shape with the body of the box, and adapted to fit nicely upon the outside thereof, so that it may be drawn out or nearly off over the bottom of the box, in which position it constitutes a tubular screen, inclosing a recess, *d*, wherein a match may be lighted

and held so as to be protected from the wind or other flame-destroying influences.

e e are a series of holes in the upper part of the screen, for the admission of air to the cavity *d* to feed the flame.

F is a slot for the passage of the fastening-knob C. In order to prevent the screen from being drawn completely off from the box, its upper edge should be slightly flanged or beaded, as shown at *g*, so as to come against the bead *g'*, usually formed around the lower part of a match-box.

G designates the hand-protecting shield, consisting of a casing of some material which will but slightly conduct heat. I find lead to be serviceable for this purpose; but any other suitable material, metallic or non-metallic, may be used. The shield is a tubular section or length of a shape corresponding with the box or screen, but larger and of a size which will allow the screen to slide easily between it and the box. The shield may be secured in place in any desirable way. A slot or opening at *h* allows the fastening-knob to protrude.

H designates the bottom of the box, having the usual or any suitable roughened surface upon which to strike the match.

I claim—

The combination, with the pocket match-box A, having the cap or lid B on one end, of the tubular light-protecting screen D, embracing and adapted to slide lengthwise of said box, and the non-conducting shield G, also embracing said box attached thereto, and constructed and arranged to inclose said screen, which is located between its inner surface and the wall of the box when said screen is not in use, substantially as described and shown.

In testimony that I claim the foregoing I have hereunto set my hand this 14th day of January, 1884.

EZRA B. LAKE.

Witnesses:

THOS. A. CONNOLLY,
WILL H. POWELL.