

(No Model.)

G. W. MCGILL.

TAG FASTENER.

No. 299,154.

Patented May 27, 1884.

Fig. 1.

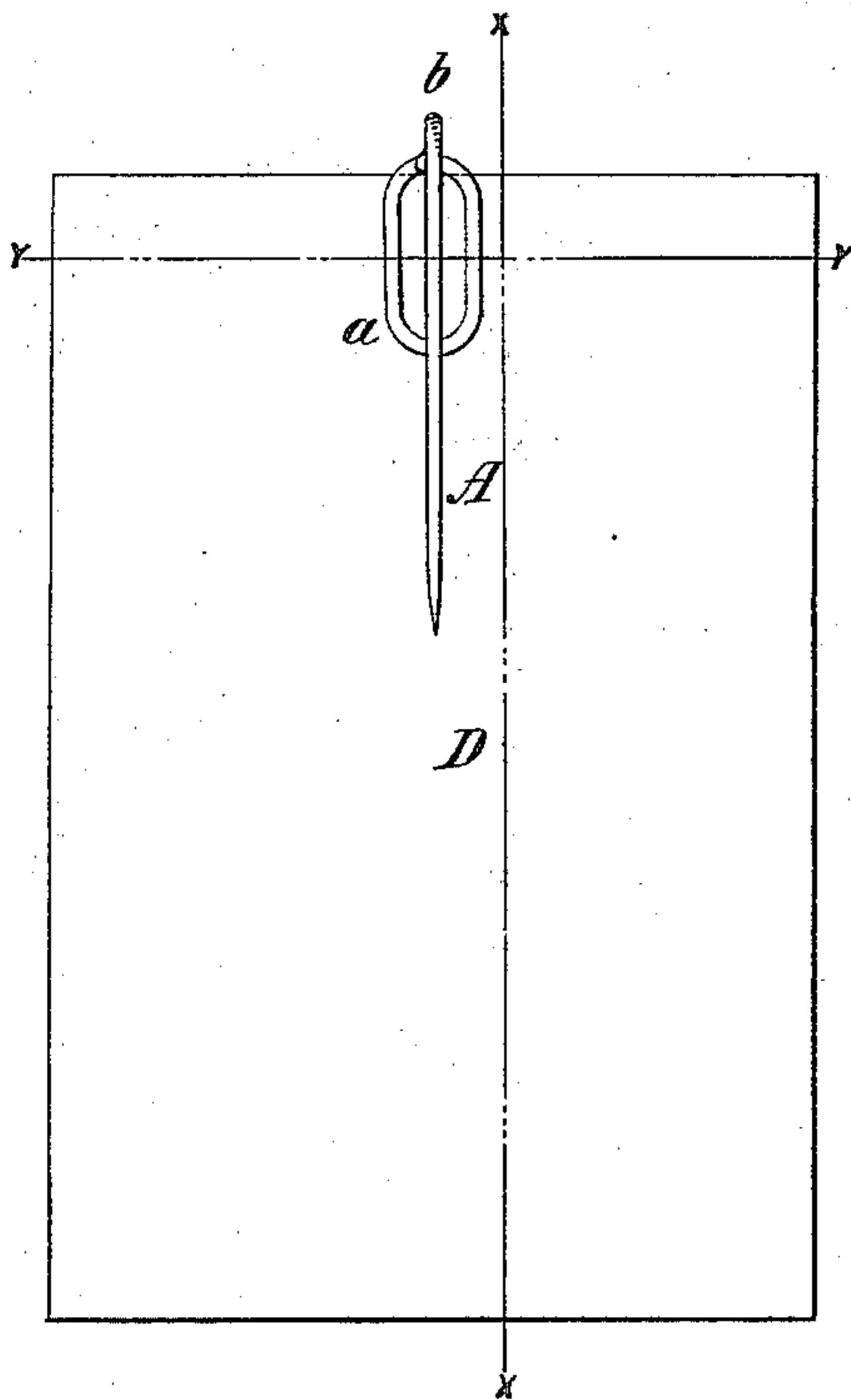


Fig. 2.

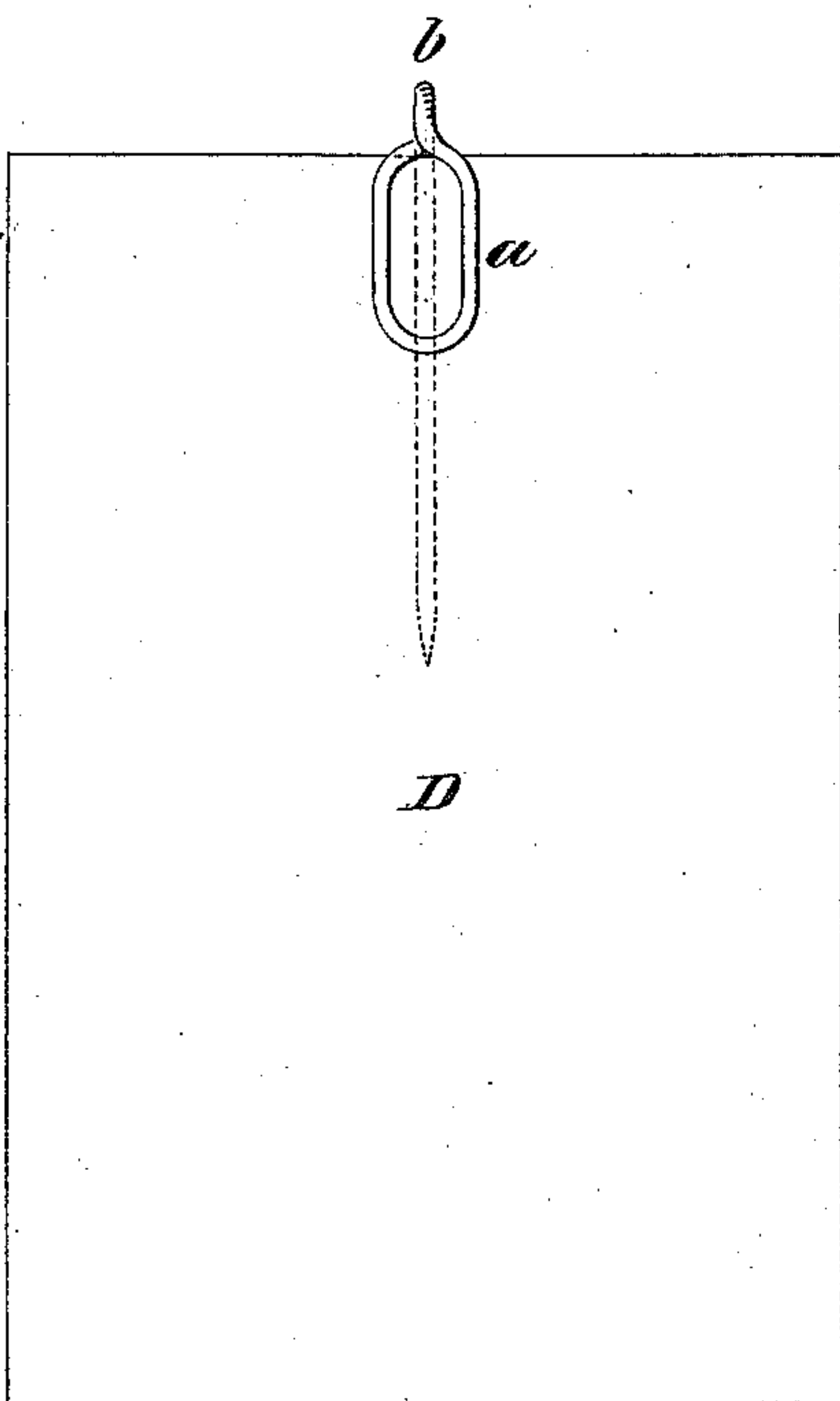


Fig. 3.

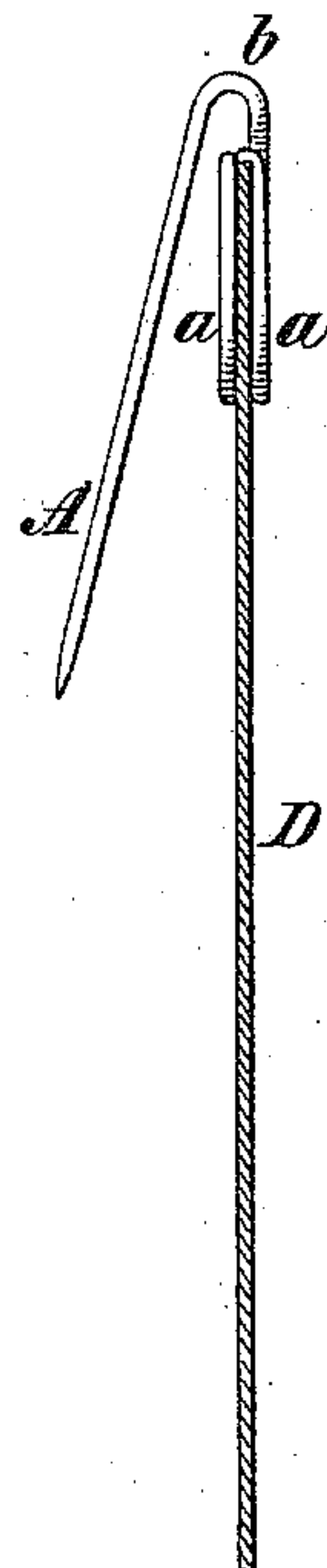


Fig. 4.

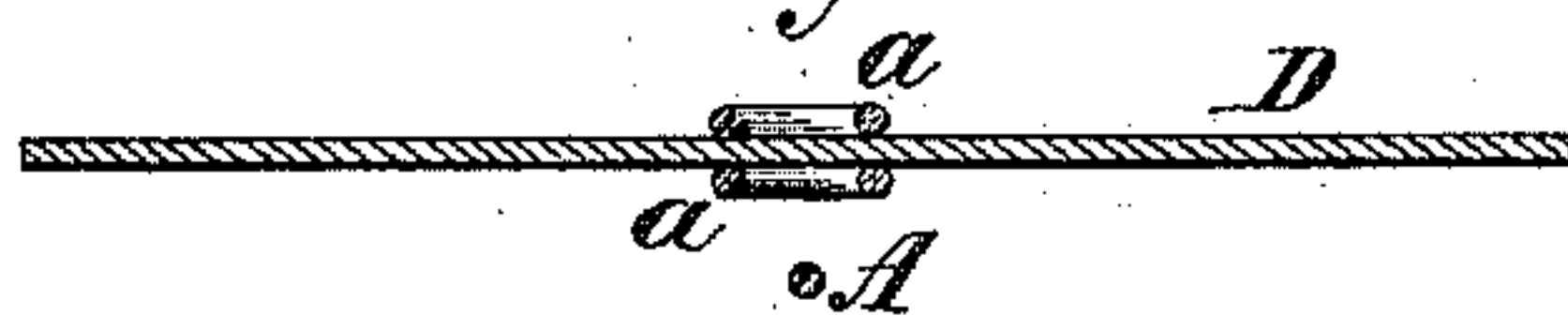
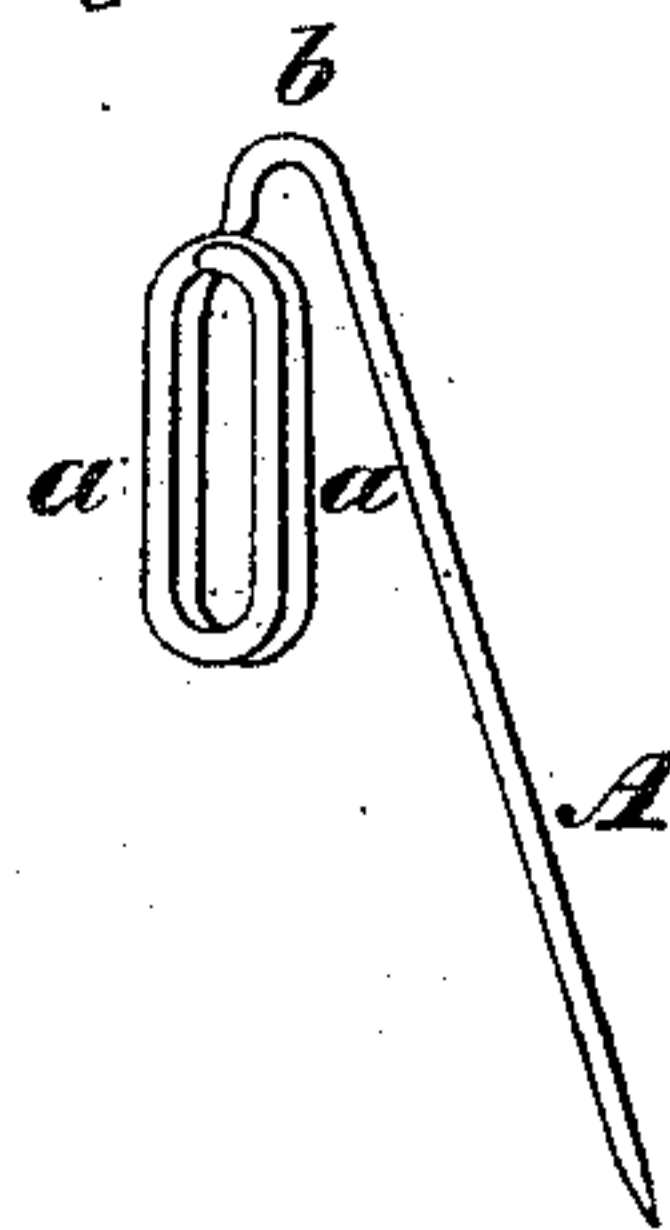


Fig. 5.



WITNESSES:
Gustave Dietrich
Fred Hewitt

INVENTOR

Geo. W. McGill

UNITED STATES PATENT OFFICE.

GEORGE W. MCGILL, OF NEW YORK, N. Y.

TAG-FASTENER.

SPECIFICATION forming part of Letters Patent No. 299,154, dated May 27, 1884.

Application filed April 2, 1884. (No model.)

To all whom it may concern:

Be it known that I, GEORGE W. MCGILL, of the city and county of New York, and State of New York, have invented a new and useful device for holding and displaying price-tickets, descriptive tags or cards, and such like articles, of which the following is a specification, reference being had to the accompanying drawings, and to the figures and letters of reference marked thereon.

The device consists of a wire pin having a penetrating-shank of suitable length, pointed at one end and terminating at the other end in an eye or elongated loop, in forming which the wire is folded around twice, or spirally, and in close contact. The looped end is bent over and brought down on a line nearly parallel with the pin shank. The shank or pin part of the device is inserted in the article to be marked or ticketed, and the descriptive ticket or tag is inserted between the folds of the wire forming the loop, as shown in the drawings, and where it is clamped and held by the spring of the wire which it displaces or separates.

In the accompanying drawings, Figure 1 is a back view of the device with a ticket or tag inserted between the folds of its loop. Fig. 2 is a front view of the same. Fig. 3 is a vertical side view taken on line *xx* of Fig. 1.

Fig. 4 is a cross-sectional view taken on line *yy* of Fig. 1, and Fig 5 is a perspective view of the device.

In the drawings, A represents the shank or pin part of the device; *a a*, the wire forming its spirally-folded loop; *b*, its neck, formed by the bending over of its looped end and separating the loop from the shank in manner to admit of the entire shank being inserted in the article being ticketed.

D represents a ticket or tag inserted between the folds of the loop, where it is clamped by the spring of the wire, as before described. The loop is given an elongated form to secure a long clamp for the ticket or tag inserted therein.

What I claim herein as my invention, and desire to secure by Letters Patent, is—

As an article of manufacture, a ticket-holding pin consisting of a single piece of spring-wire pointed at one end, and its other end terminating in the elongated clamping-loop folded over on a line nearly parallel with the pin-shank, substantially as and for the purposes herein specified.

GEORGE W. MCGILL.

Witnesses:

HENRY SCOTT,
W. H. GREENLAND.