

(No Model.)

J. A. CRANDALL.

TOY.

No. 298,289.

Patented May 6, 1884.

Fig. 1.

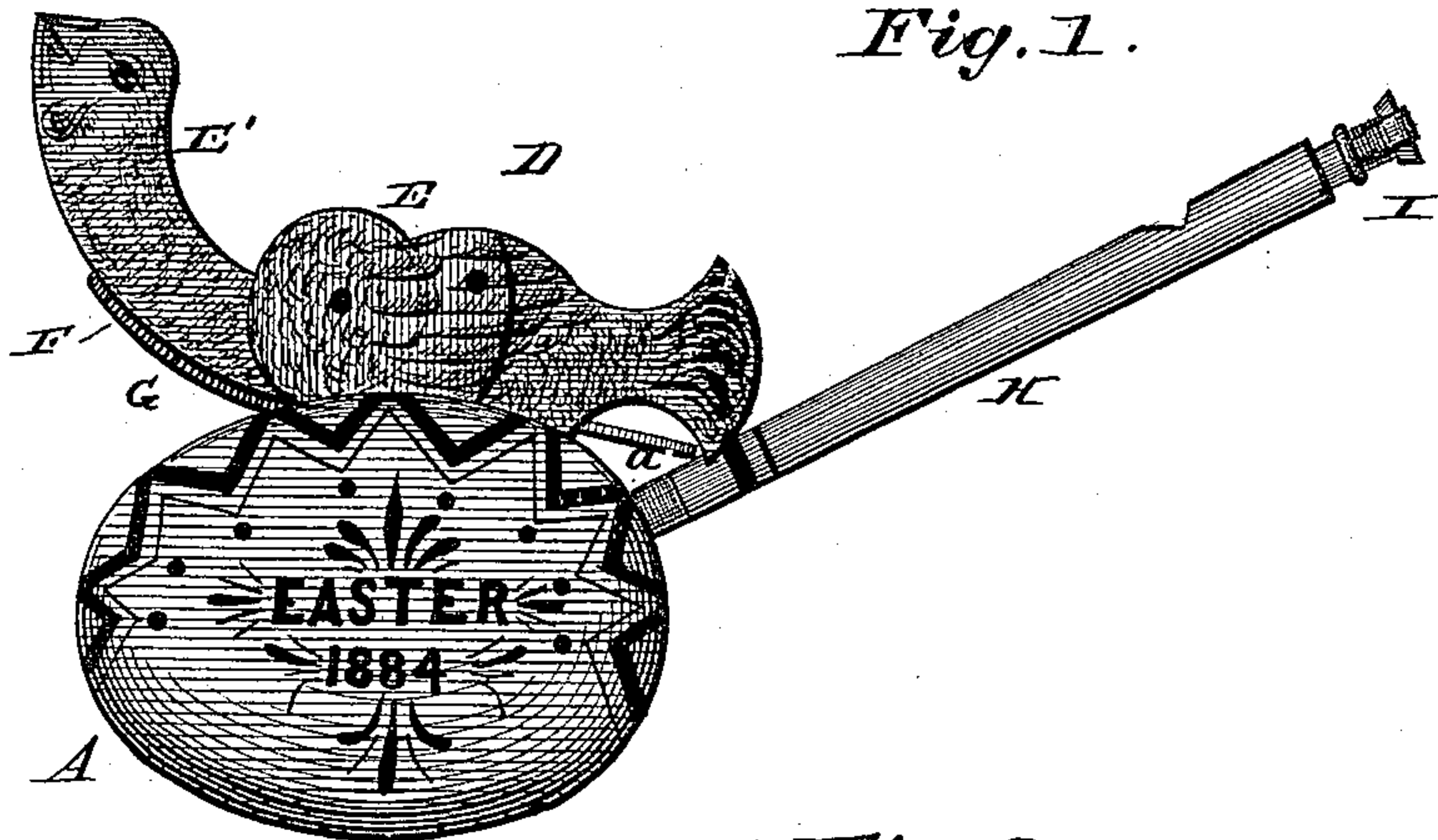


Fig. 2.

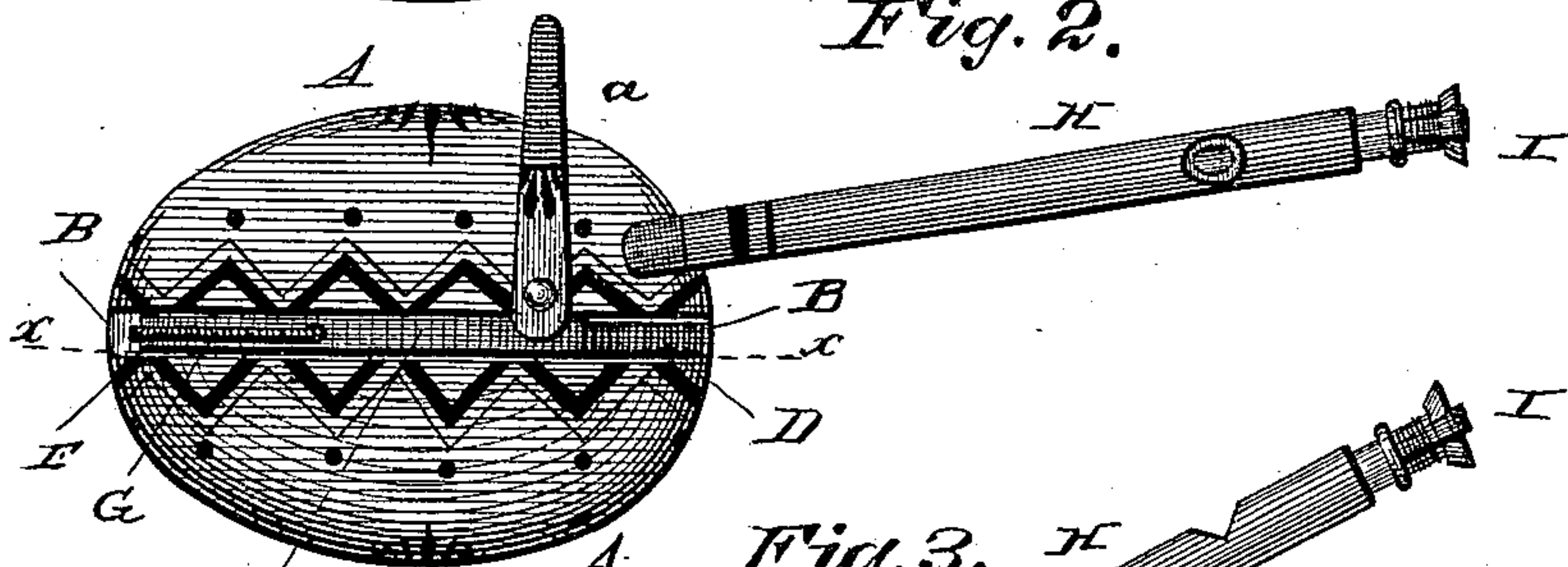


Fig. 3.

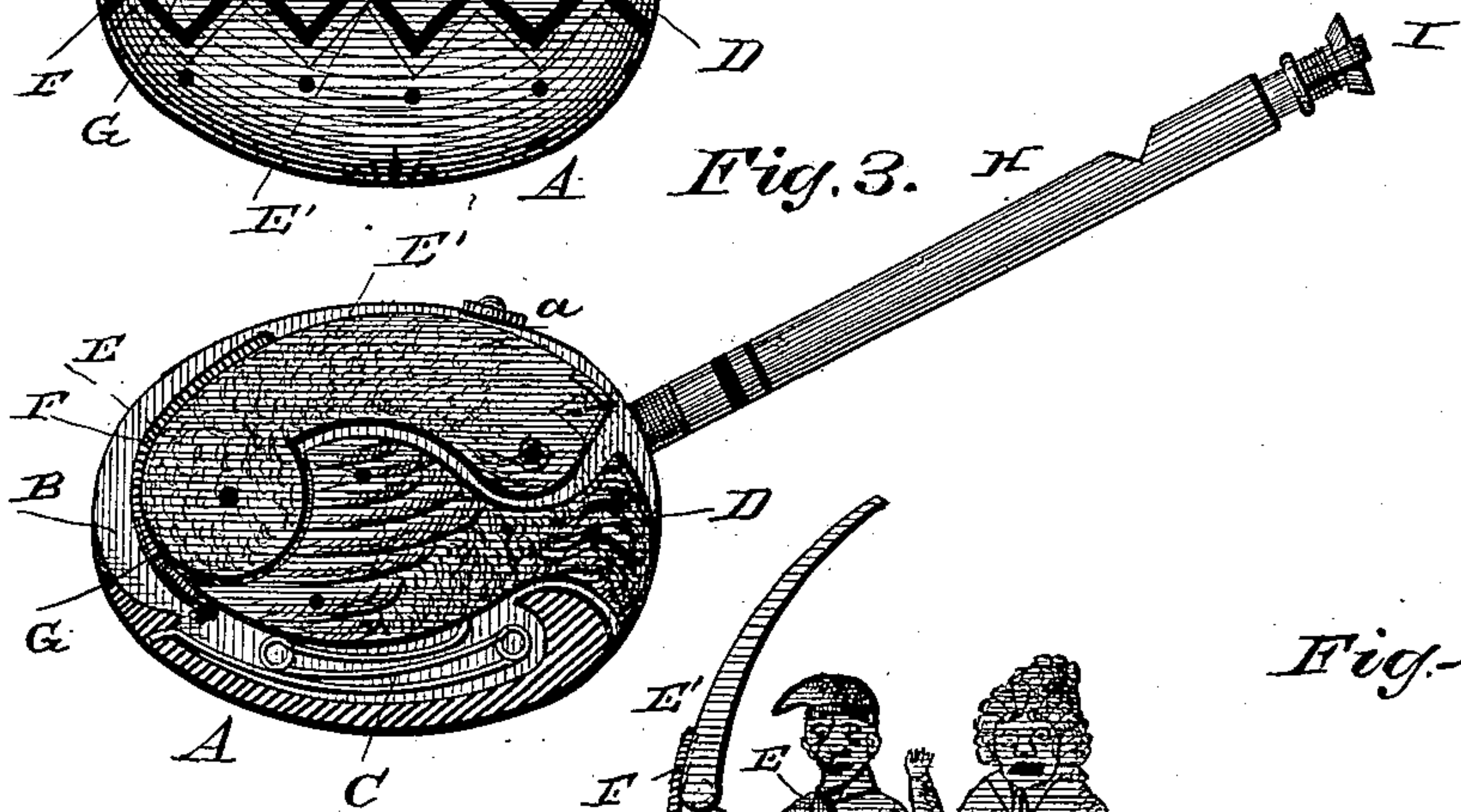
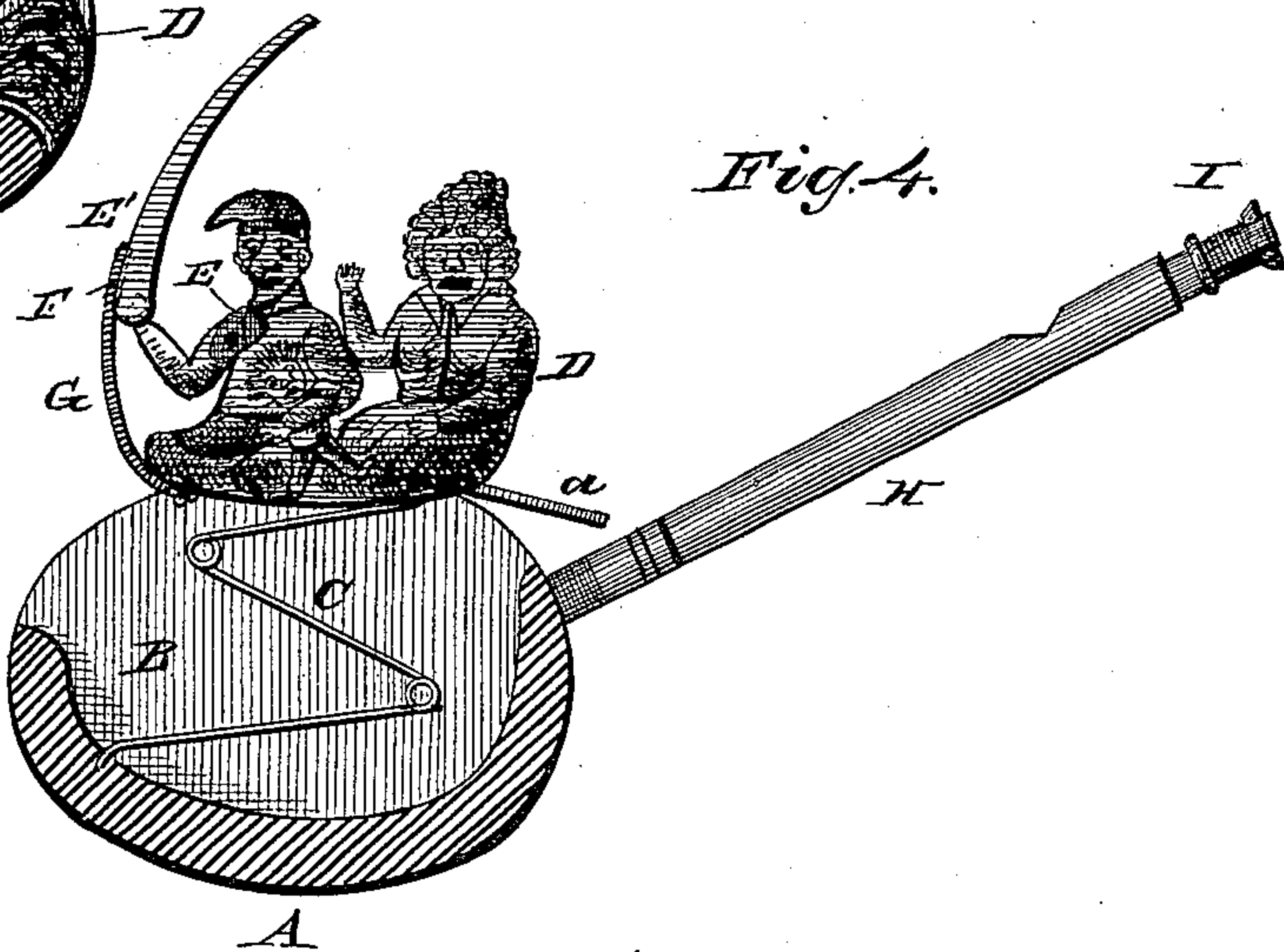


Fig. 4.



WITNESSES

Phil C. Dietrich  
H. C. Howell

INVENTOR

Jesse A. Crandall  
by: W. Alexander  
Attorney



# UNITED STATES PATENT OFFICE.

JESSE A. CRANDALL, OF BROOKLYN, NEW YORK, ASSIGNOR TO HIMSELF  
AND JOHN W. SEAMAN, OF SAME PLACE.

## TOY.

SPECIFICATION forming part of Letters Patent No. 298,289, dated May 6, 1884.

Application filed March 20, 1884. (No model.)

*To all whom it may concern:*

Be it known that I, JESSE A. CRANDALL, of Brooklyn, in the county of Kings and State of New York, have invented certain new and useful Improvements in Toys; and I do hereby declare that the following is a full, clear, and exact description thereof, reference being had to the accompanying drawings, and to the letters of reference marked thereon, which form part of this specification.

This invention relates to an improved toy in which a concealed figure or figures of animals or other objects of any desired description, may be liberated at will, so as to be suddenly exposed to view, and at the same time a sound produced similar to that which would be produced by the animal, as more fully hereinafter specified.

The above objects I attain by the means illustrated in the accompanying drawings, in which Figure 1 represents a side elevation of my improved toy with the figure exposed; Fig. 2, a plan view of the toy; Fig. 3, a sectional view taken on the line *xx* of Fig. 2, and Fig. 4 is a similar view showing a modification of my improved toy.

My invention is designed, principally, to furnish an attractive and interesting Easter toy, and hence in the present instance I have represented the inclosing-receptacle in the form of an easter-egg, which may be externally colored and ornamented in any desired manner; but the receptacle may be of any other shape or design, as will appear from the following description of the toy and its method of operation.

In the accompanying drawings, the letter A indicates the receptacle; which, as before stated, is in the shape of an easter-egg, in the present instance. The said receptacle is constructed in two halves, having a recess, B, between them, to inclose the figure or figures.

The receptacle may be constructed of any convenient material, and to one of the halves is pivoted by means of a spring-arm, C, the body of the figure D in such manner that the said body can be pressed into the recess out of sight, the spring-arm yielding for the purpose. The body is provided with rigid side pieces, E, between which is pivoted a curved lever, E', which can be drawn back into the recess over the body of the figure, and held by means of a catch, *a*, on the outside, the curved portion of the lever corresponding

to the longitudinal curve of the egg, so that when the figure of the animal is concealed the external contour of the egg will not be impaired. The forward part of the curved lever is provided with a groove, F, which is continued along the lower edge of the body, and in the groove of the lever is secured one end of an elastic band or cord, G, which band extends backward, and is secured to the bottom of the body of the figure D at its forward end, as shown. The rear of the egg has secured to it a handle, H, which is provided with a whistle or reed, I, at its upper end, by which a sound is produced when blown into.

In Figs. 1, 2, and 3 of the drawings the figure is in representation of a chicken or cock, and in Fig. 4 of Punch and Judy. In the first-mentioned case the head and neck of the cock constitute the curved lever; in the latter, the club which is pivoted to the hand of Punch.

The operation of my invention will be readily understood in connection with the above description.

It is apparent that when the body and lever are pressed down into the recess and held by the catch, as above described, they will be entirely concealed from view. Upon turning aside the catch, the elastic band, in conjunction with the spring-arm, will throw the figure suddenly out of the recess. At the same time the whistle or reed may be blown, giving forth the appropriate sound.

Having thus described my invention, what I claim, and desire to secure by Letters Patent, is—

1. The combination, with the recessed receptacle, of the figure constructed in two parts pivoted together; one part serving to hold the figure in place when concealed, and the catch and spring for releasing and ejecting the figure, substantially as specified.

2. The combination, with a recessed figure representing an egg provided with a whistle, of a jointed figure adapted to be received in said recess, and a catch and spring arranged to hold and eject the jointed figure, all substantially as set forth.

In testimony that I claim the foregoing as my own I affix my signature in presence of two witnesses.

Witnesses: JESSE A. CRANDALL.  
THOMAS F. WAGNER,  
JOHN C. BOSTELMANN.