

(No Model.)

2 Sheets—Sheet 1.


G. KOONS.

## BATHING APPARATUS.

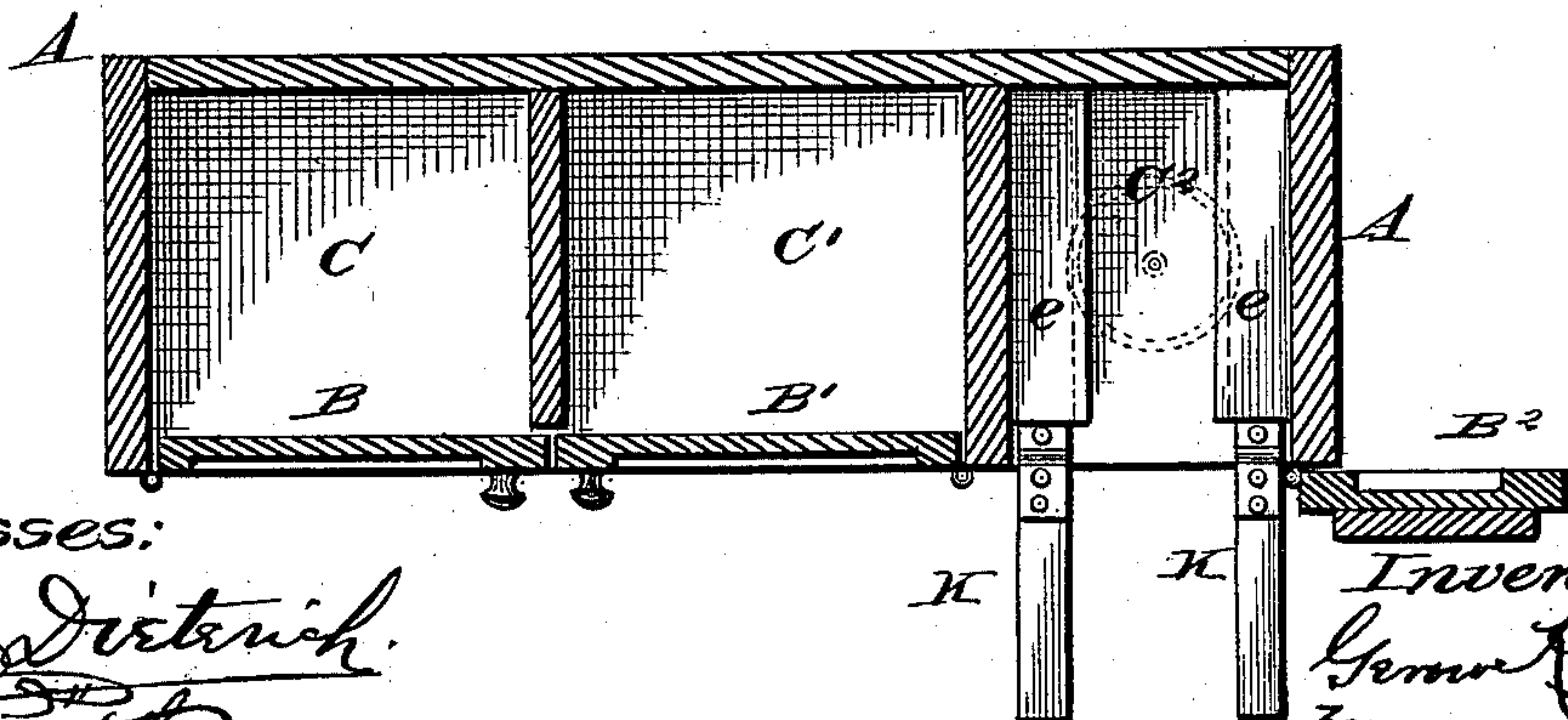
No. 297,081.

Patented Apr. 15, 1884.

*Fig. 1.*



*Fig. 3.*



*Witnesses:*

Phil C. Dietrich.  
W. R. Keyworth.

*Inventor:*

Genie Koons  
84.

W. Alexander  
Attorney.

(No Model.)

2 Sheets—Sheet 2.

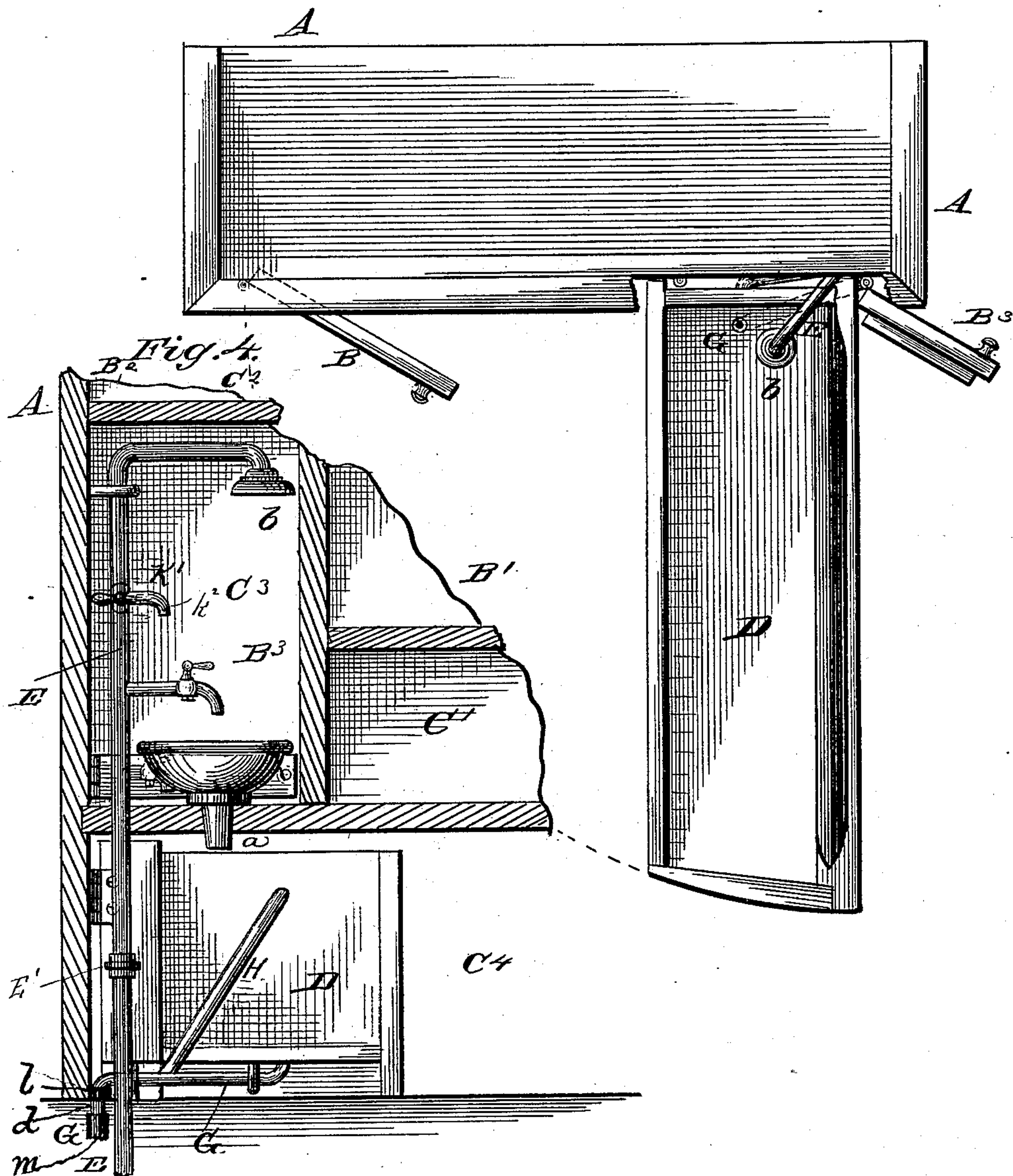
G. KOONS.

## BATHING APPARATUS.

No. 297,081.

Patented Apr. 15, 1884.

*Fig. 2.*



*Witnesses:*

Phil. C. Dietrich.  
W. R. Kayworth.

*Inventor:*

Genl Koons.

By:

*W. Alexander  
Attorney.*



# UNITED STATES PATENT OFFICE.

GEROW KOONS, OF ST. LOUIS, MISSOURI.

## BATHING APPARATUS.

SPECIFICATION forming part of Letters Patent No. 297,081, dated April 15, 1884.

Application filed May 25, 1883. (No model.)

*To all whom it may concern:*

Be it known that I, GEROW KOONS, of St. Louis, in the State of Missouri, have invented certain new and useful Improvements in Bathing-Furniture; and I do hereby declare that the following is a full, clear, and exact description thereof, reference being had to the accompanying drawings, and to the letters of reference marked thereon, which form part of this specification.

This invention has for its objects to provide an article of furniture in which will be combined a bath-tub, a shower-jet, a linen-closet, and a wash-closet, the parts being so arranged that when closed they will present the appearance of a wardrobe or cabinet, as more fully hereinafter specified. These objects I attain by the means illustrated in the accompanying drawings, in which—

Figure 1 represents a front view of my improved cabinet, partially opened; Fig. 2, a top view of the same, showing the bath-tub swung out and in position for use; Fig. 3, a horizontal sectional view taken on line *x x*, Fig. 1; and Fig. 4, a vertical sectional view, showing the bath-tub out, and the system of water supply and discharge pipes employed in connection with my improved cabinet.

The letter A indicates a cabinet, which may be constructed of any suitable material and of any desired dimensions. The interior of said cabinet is divided into a number of compartments, C, C', C<sup>2</sup>, C<sup>3</sup>, and C<sup>4</sup>, for the purposes hereinafter specified. The compartment C serves as a closet in which clothes may be hung, while the compartment C' serves as a shelved or closet press for linen and other similar folded articles. The respective compartments are provided with doors B B' B<sup>2</sup> B<sup>3</sup>, by which they may be closed when desired. The compartment C<sup>2</sup> is designed as a linen compartment or closet, and the lower compartment C<sup>3</sup> as a toilet-chamber. In the compartment C<sup>4</sup> is located a bath-tub, D, which is arranged to swing in and out upon a hinge, *e*, and the vertical portions *d* of the waste-pipe G, which sets in an eye, *l*, and turns in it similarly to the pintle of a hinge. The lower end of the waste-pipe is connected loosely to the main waste-pipe of the building in which the cabinet is located by means of a packed coupling, *m*, which permits the pipe

to turn and at the same time prevents the escape of water at the joint.

The letter E indicates a vertical pipe passing up into the chamber C<sup>3</sup> through a space between one end of the bath-tub and the wall of the compartment in which it is located. The said pipe is connected to a pipe leading from a street-main by a swivel-coupling, E', similar to the coupling *m*, which permits the pipes to be turned, so as to throw the rose-jet *b* at the end of the horizontal portion of pipe E into the chamber C<sup>3</sup>, or out of the same over the bath-tub, when the same is swung out of its recess.

The letter W indicates a wash-basin, which is located in the chamber C<sup>3</sup>, and which is provided with a discharge-pipe, *a*, by which waste water may be discharged into the bath-tub, and from thence into the main waste-pipe.

The letter *k* indicates a cock extending over the basin, and *k'* a cock by means of which the water can be turned on and off from the shower. Said cock is provided with the usual drip-tube, *k*<sup>2</sup>, to empty the pipe E above said cock when the supply of water to the shower is cut off.

The letters K K indicate two folding arms which slide in guides *e*, which, when adjusted outwardly, afford a support for a cloth hanging or curtain, which will prevent the floor from being wet by the shower.

The letter H indicates the overflow-pipe of the bath-tub, which connects with the waste-pipe G.

Having described my invention, what I claim as new, and desire to secure by Letters Patent, is—

The combination, with the bath-tub and cabinet, of the supporting-hinge *e*, the swinging waste-pipe G, and eye *l*, the swiveled coupling *m*, the pipe E, and swiveled coupling E', and the shower-jet *b*, secured to the horizontal portion of the pipe E, substantially as specified.

In testimony that I claim the foregoing as my own I affix my signature in presence of two witnesses.

GEROW KOONS.

Witnesses:

LAWRENCE W. LOW,  
ELLS S. MARTLING.