

(No Model.)

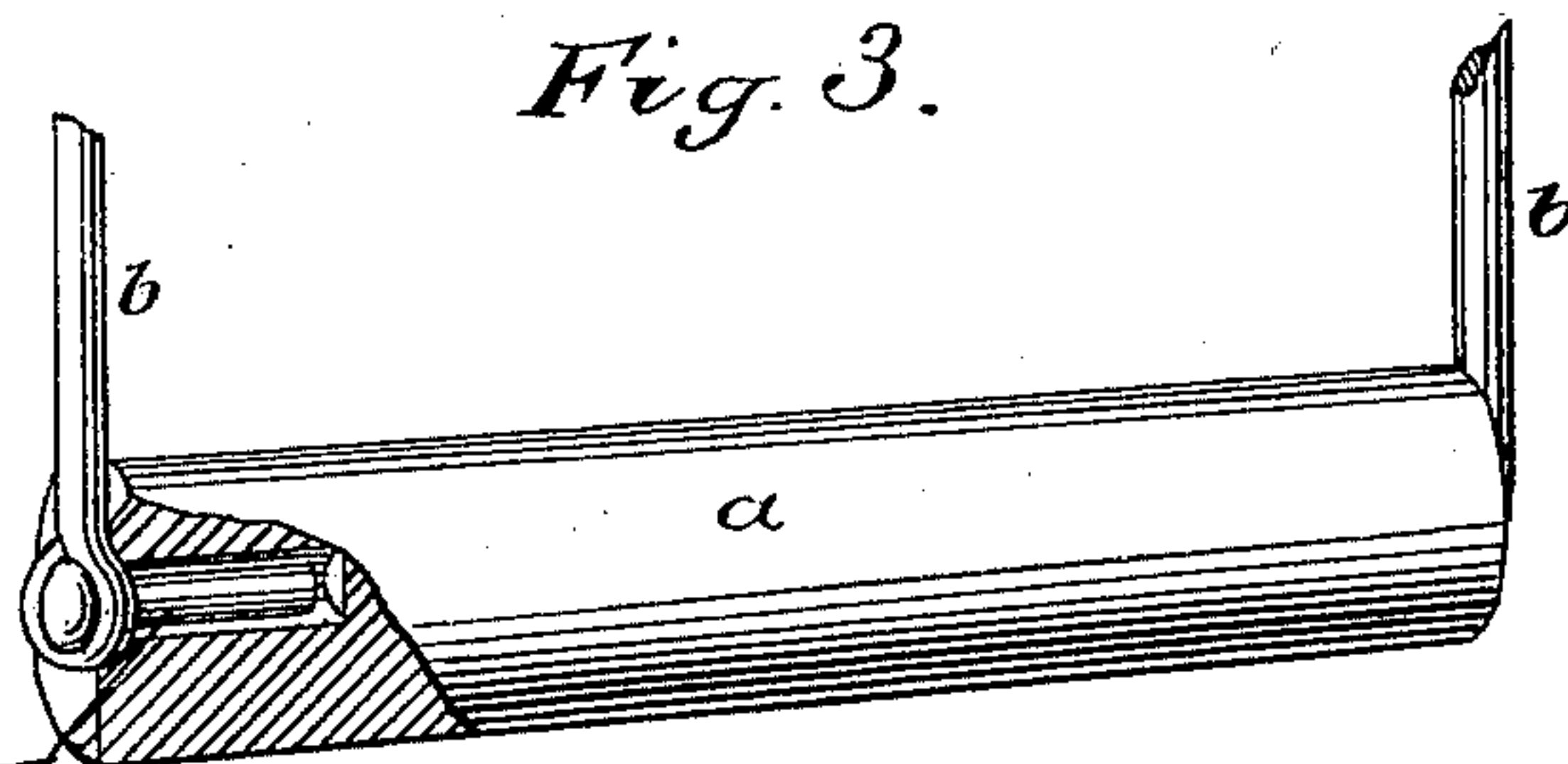
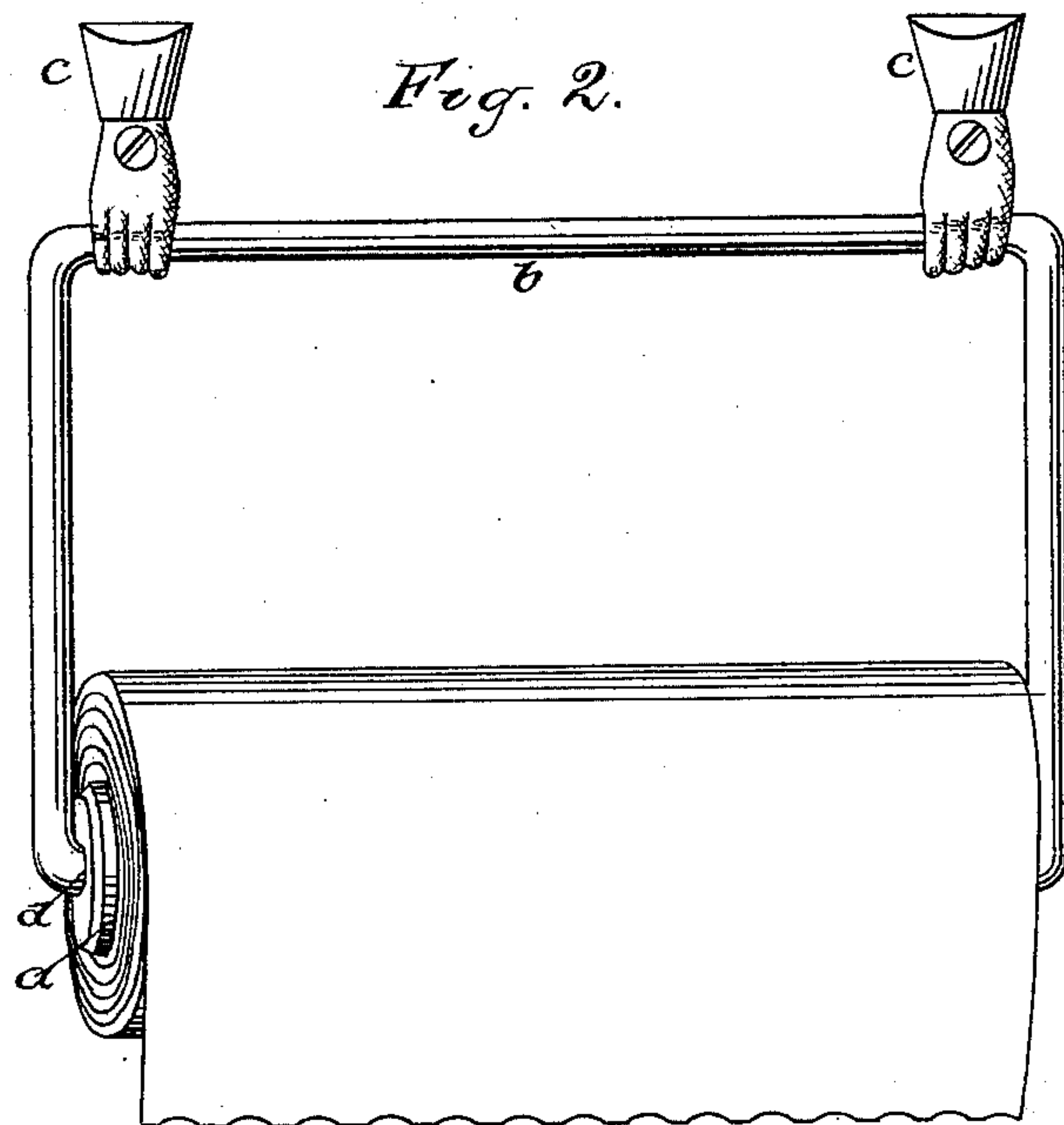
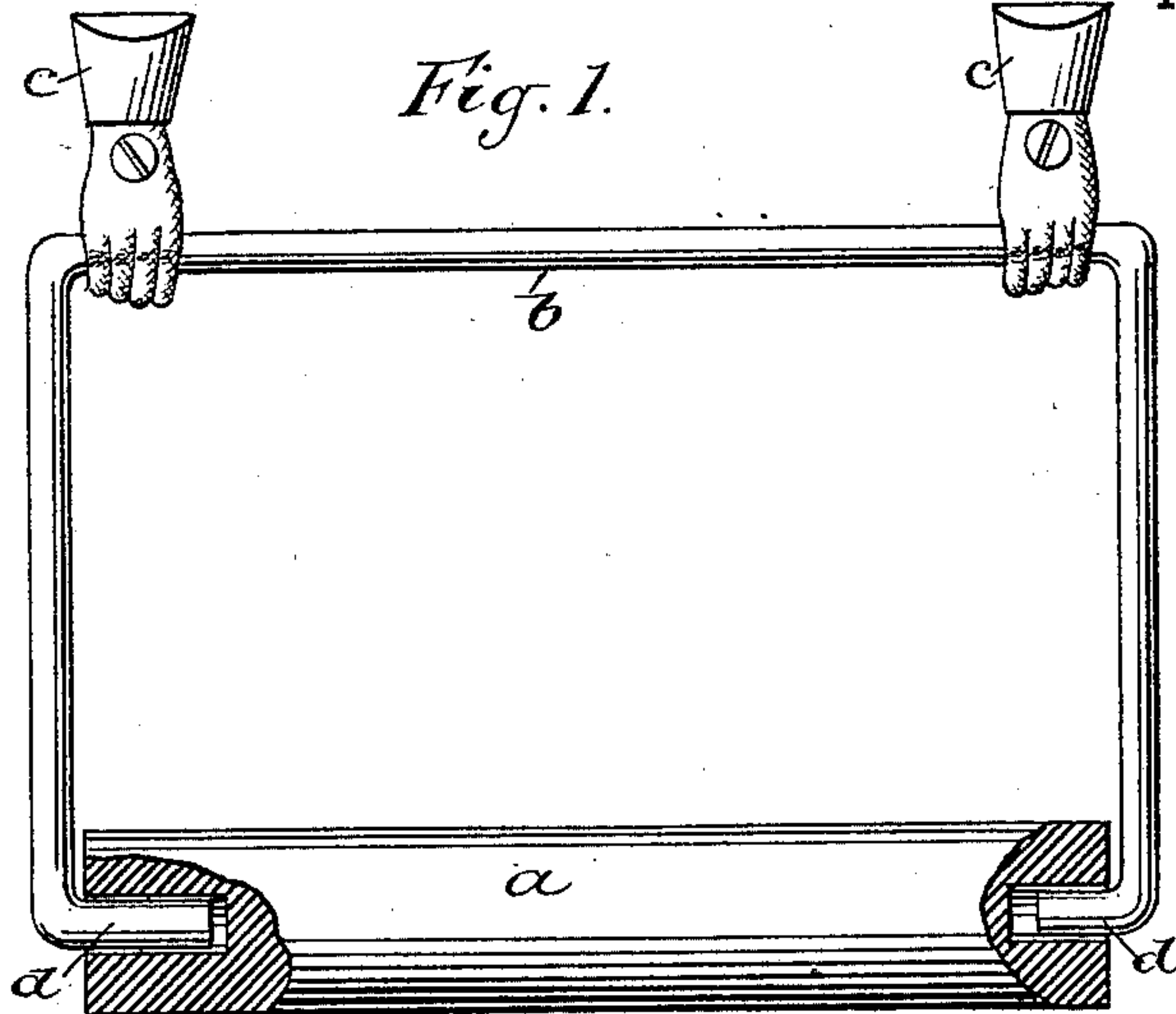
2 Sheets—Sheet 1.

S. WHEELER.

TOILET AND WRAPPING PAPER HOLDER.

No. 297,043.

Patented Apr. 15, 1884.



Witnesses.
Richard H. Thomas
James H. Hunter.

Inventor.
Seth Wheeler.

(No Model.)

2 Sheets—Sheet 2.

S. WHEELER.

TOILET AND WRAPPING PAPER HOLDER.

No. 297,043.

Patented Apr. 15, 1884.

Fig. 4.

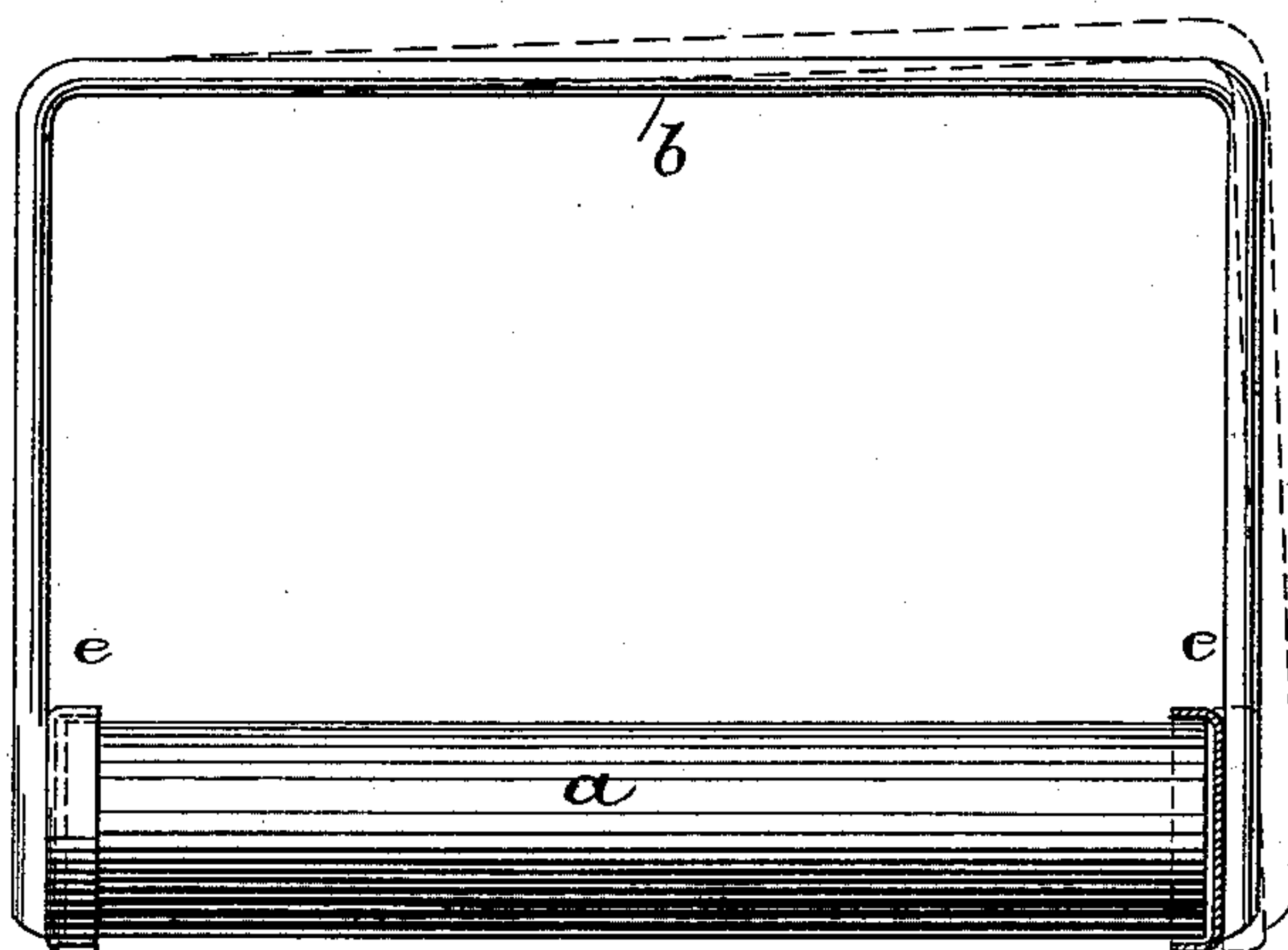


Fig. 5.

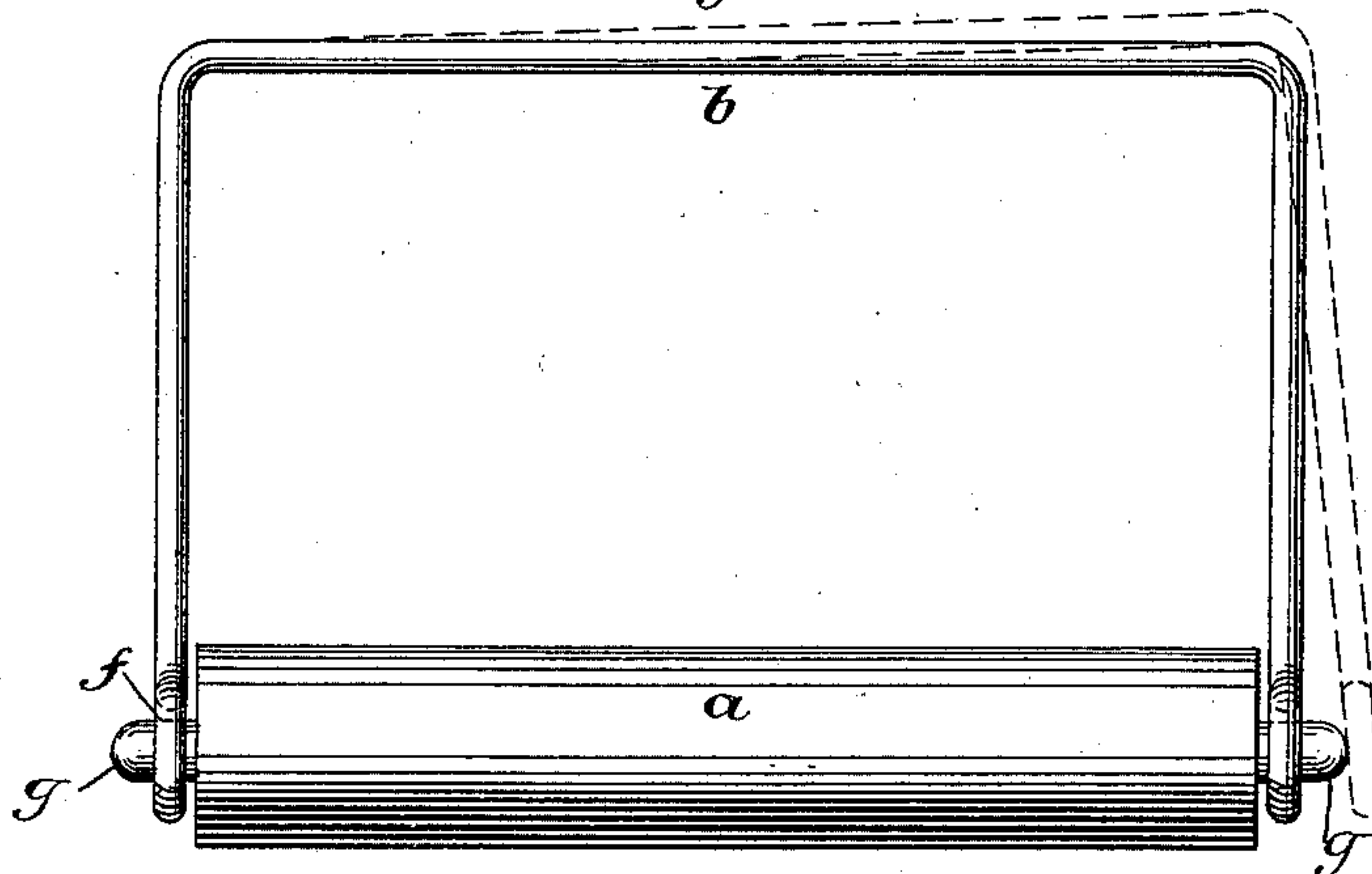
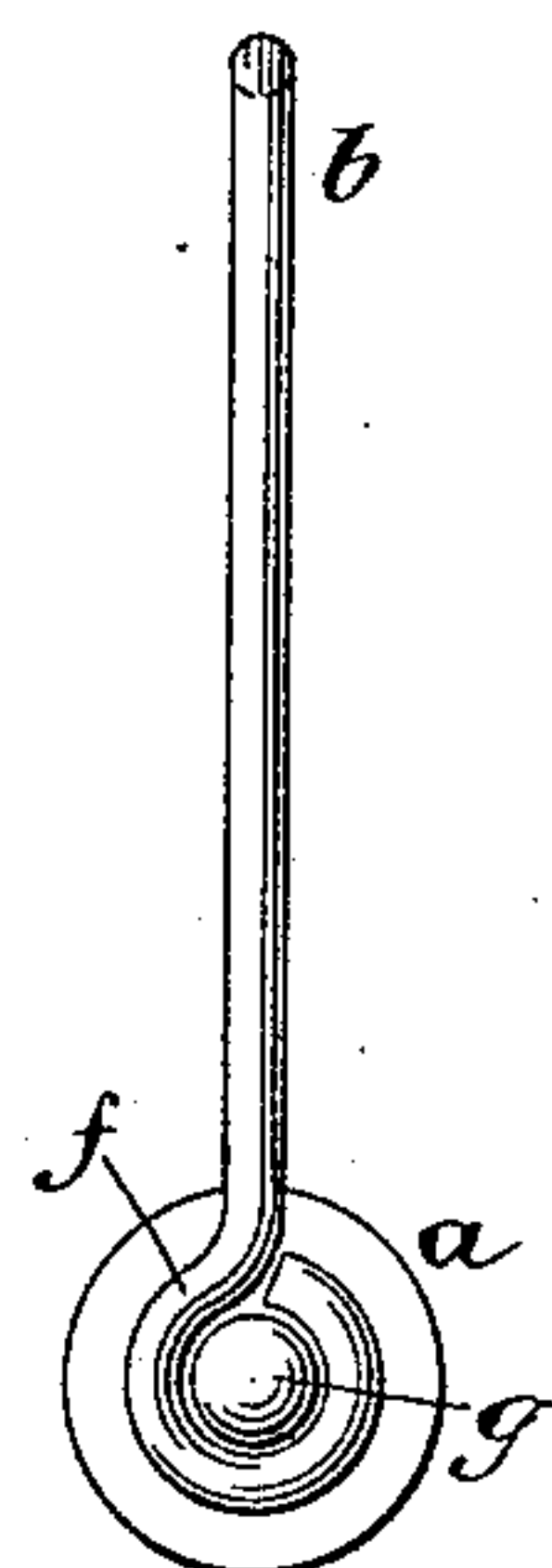


Fig. 6.



Witnesses:
Henry P. Parker,
James H. Hunter.

Inventor:
Seth Wheeler.

UNITED STATES PATENT OFFICE.

SETH WHEELER, OF ALBANY, NEW YORK.

TOILET AND WRAPPING PAPER HOLDER.

SPECIFICATION forming part of Letters Patent No. 297,043, dated April 15, 1884.

Application filed April 16, 1883. (No model.)

To all whom it may concern:

Be it known that I, SETH WHEELER, of Albany, in the State of New York, have invented a new and useful Improvement in Toilet and Wrapping Paper Fixtures; and I do hereby declare the following to be a full, clear, and exact description thereof, reference being had to the accompanying drawings, forming part of this specification.

10 This invention has for its object the formation of fixtures for a roll of toilet-paper, so that the parts may be readily detached from each other to insert the roll for use, and the fixture suspended so as to swing freely from its support; and it consists in the construction and combination of parts hereinafter particularly described, and then pointed out in the claim.

20 In the drawings, Figure 1 represents a fixture constructed according to my invention, with a portion of each end of the roller broken away. Fig. 2 represents the fixture with a roll of paper attached, ready for use. Fig. 3 represents a fixture showing a modification of the invention. Fig. 4 represents another fixture showing a modification of the invention. Figs. 5 and 6 represent another fixture showing a modification of my invention.

30 In the drawings, Figs. 1 and 2, *a* is a roller, preferably made of wood. *b* is a handle, preferably made of medium light wire; but it is essential that it should have sufficient spring to it so as to conveniently engage with and disengage from the receiving portion of the fixture. *c c* are attachments by means of which the fixture can be connected or hinged to a side wall or other desired point. These attachments may be made of any convenient form. These attachments are shown applied 40 to one form; but it will be understood that they may be applied to the several forms illustrated. The handle *b* is bent at its lower por-

tions, *d d*, so that it may enter holes in the ends of the roller *a*. These bent portions or shoulders *d d* so formed enter ends of the roller only a short distance, so that they may be easily sprung out from the roller, and thereby release the latter for the purpose of inserting a fresh roll of paper. After so inserting the paper, the handle *b* is again sprung into the ends of the roller *a*. The same result would be accomplished in this simple device were the bent portions or shoulders *d d* to be made in separate short pieces, and to be inserted into the ends of the roller *b*, respectively, through eyes made in the lower portions of the handle *b*, as seen in Fig. 3 of the drawings.

In Fig. 4 the handle *b* has formed on its ends caps *e e*, into which pass the ends of the roller *a*, instead of the ends of the handle passing into the ends of the roller, as shown by the fixture represented in Figs. 1 and 2.

In Figs. 5 and 6 the handle *b* has formed on its ends eyes *f f*, which are sprung over projections *g g* on the ends of the roller *a*.

I claim—

As a new article of manufacture, a toilet-paper fixture composed of a bail or handle made of light wire bent to form laterally-yielding spring-arms, and provided with means for attachment to the ends of a central core, said spring-arms being of a length that will permit them to be grasped above the edge of the core for the purpose of expanding for removal from the core, and a suspension device, substantially as shown, connected with said bail, so as to permit a swinging movement of the bail when the roll of paper is suspended, substantially as described.

SETH WHEELER.

Witnesses:

JAMES H. HUNTER,
GEORGE H. HYDE.