

(No Model.)

W. C. GILMER.

SASH CORD GUIDE.

No. 296,830.

Patented Apr. 15, 1884.

Fig. 1.

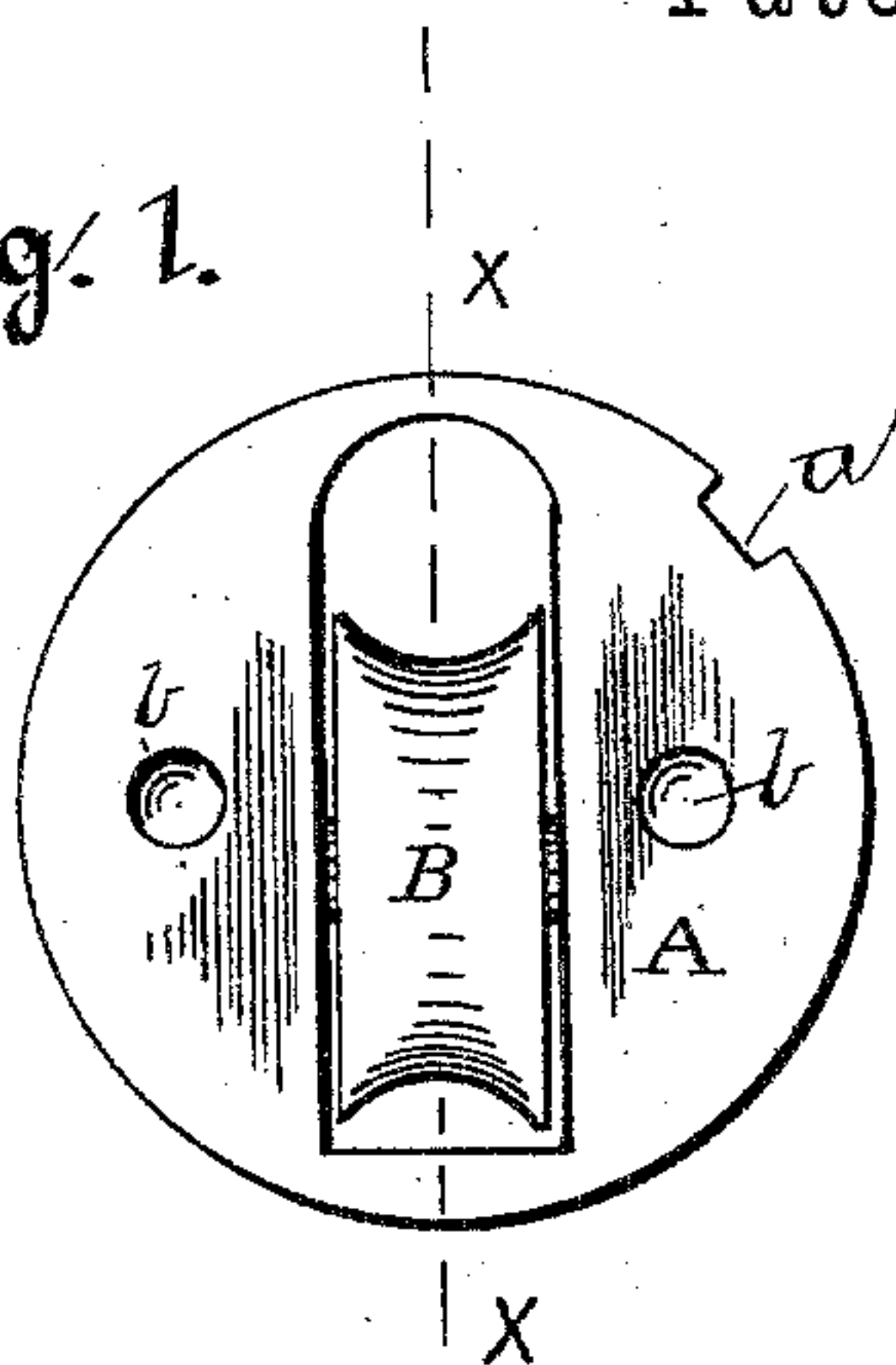


Fig. 2.

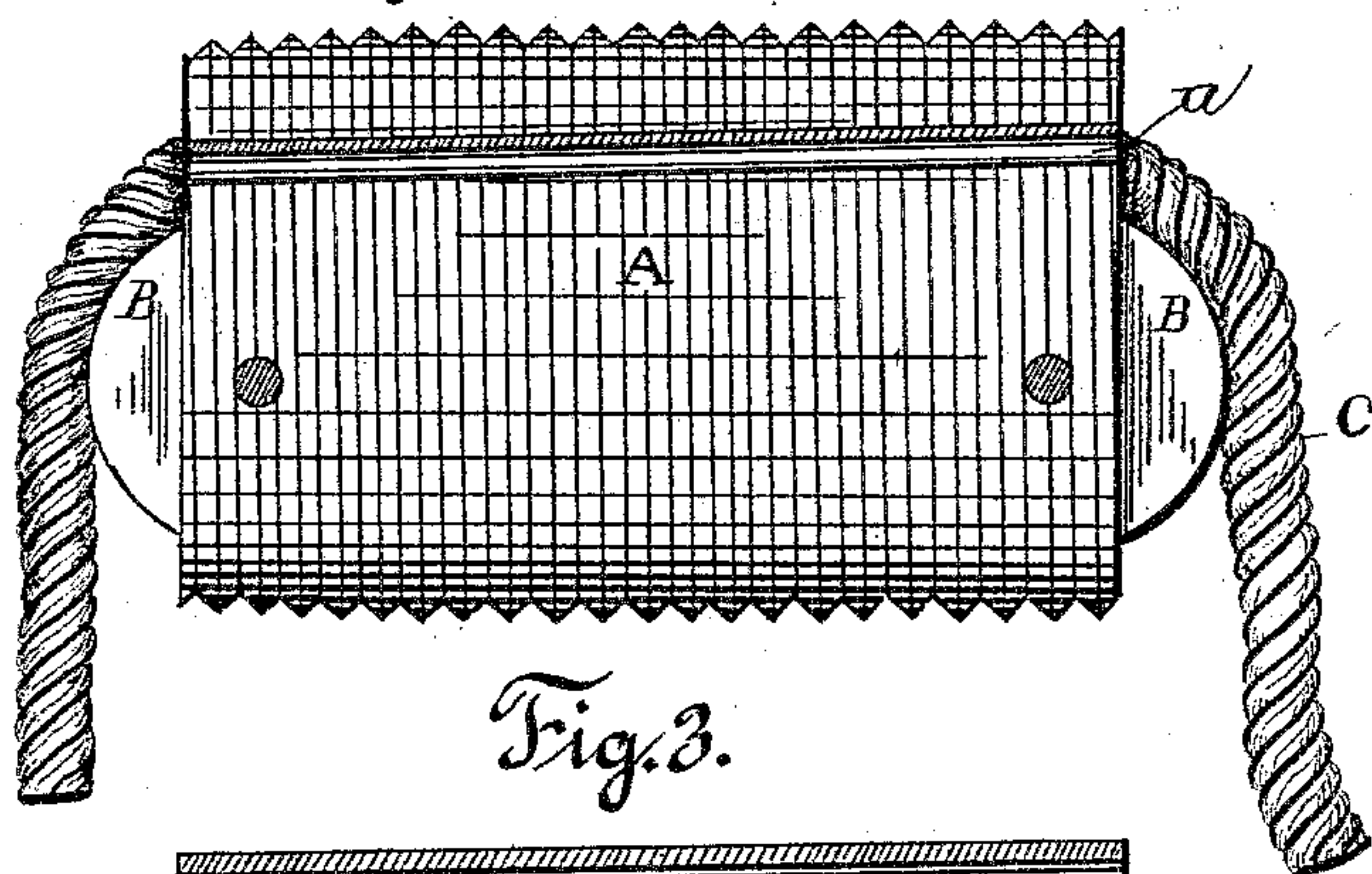
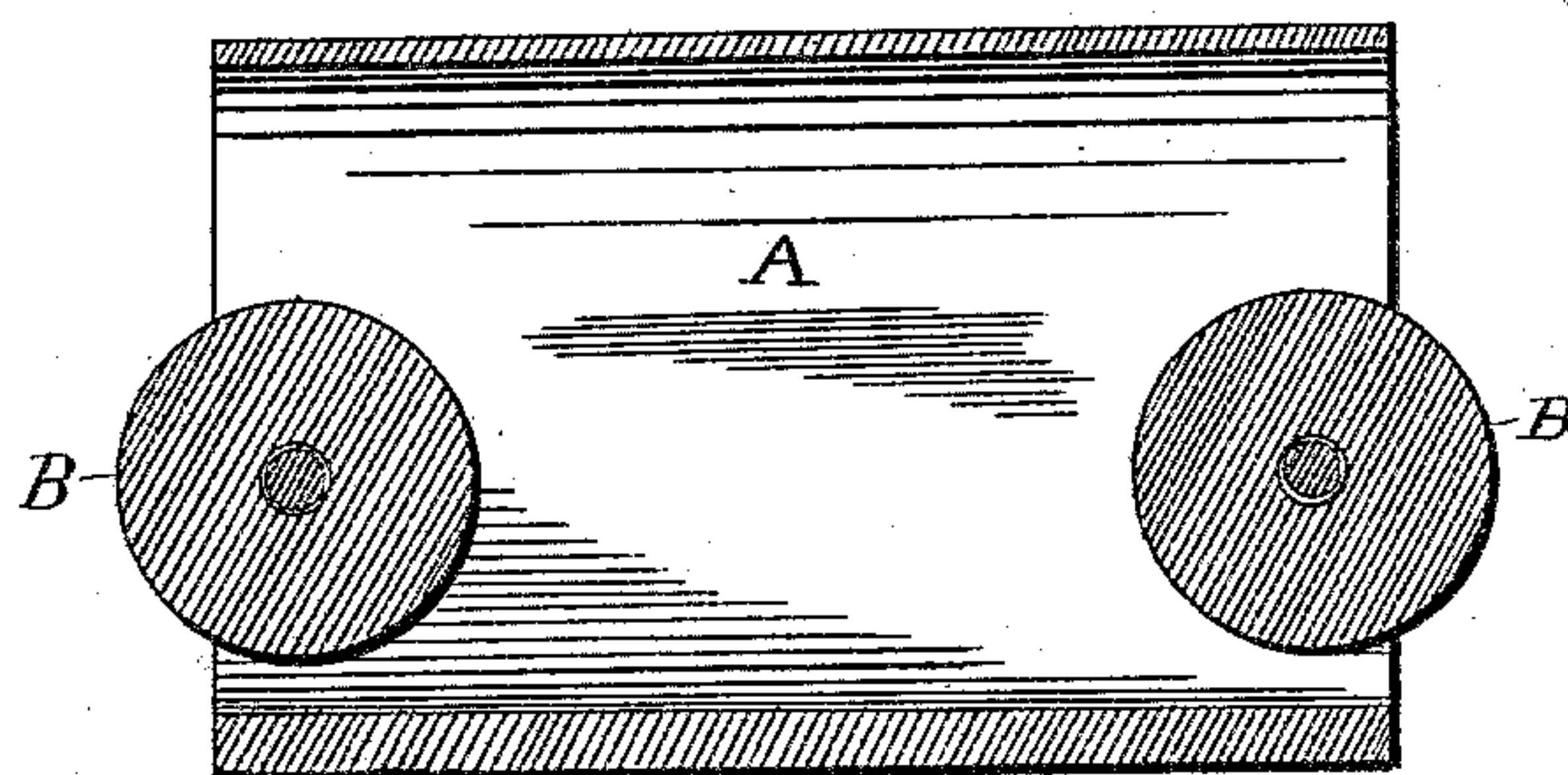


Fig. 3.



Witnesses:
Elihu B. Stowe.
Alfred B. Treadwell

Inventor.
William C. Gilmer.
By Joshua B. Webster. Atty.

UNITED STATES PATENT OFFICE.

WILLIAM C. GILMER, OF OAKDALE, CALIFORNIA.

SASH-CORD GUIDE.

SPECIFICATION forming part of Letters Patent No. 296,830, dated April 15, 1884.

Application filed August 7, 1883. (No model.)

To all whom it may concern:

Be it known that I, WILLIAM C. GILMER, a citizen of the United States, residing at Oakdale, in the county of Stanislaus and State of California, have invented certain new and useful Improvements in Window-Pulleys; and I hereby declare the following to be a full, clear, and exact description thereof.

My invention relates to a new and useful improvement in window or sash pulleys; and it consists in placing two sheaves in a suitable receptacle of a cylindrical-shaped pulley-piece—one at each end—and providing the outside of the cylinder with screw-threads and a groove or key-seat for the reception of a key, as will be more fully shown.

The object of my invention is to permit of screwing the cylinder containing the sheaves into the sash-frame, and of securing it from turning when in position by inserting the key above mentioned into the groove upon the outside of the cylinder.

Referring to the accompanying drawings, Figure 1 is an end view. Fig. 2 is a side elevation. Fig. 3 is a sectional view through the line *xx* of Fig. 1.

Let A represent the cylindrical pulley-piece having a receptacle its entire length, at each end of which, secured by transverse pivot-pins, is a sheave, B. The weight-cord C is passed through the receptacle, its ends dropping down over and below the sheaves B in position for the hanging of a weight at one end

and for fastening the other end to the window, as is customary.

These holes *b* admit of the reception of a forked screw-driver, by means of which the cylinder A is screwed into the sash-frame into its position. The cylinder A is also provided with a longitudinal groove or key-seat, *a*, into which, after the cylinder is screwed into its position, a key is driven to secure the cylinder tightly in its place. The cylinder A is thus very easily placed in or removed from its position in the sash-frame.

I am aware that it is not new to make screw-threads upon the outer side of a body for the purpose of screwing it into position, nor to lock a device of any kind in place by means of a key or wedge, and these I disclaim.

Having thus described my invention, what I claim as new, and desire to secure by Letters Patent, is—

The cylindrical-shaped pulley-piece A, provided with screw-threads and longitudinal groove *a* on its outer surface, and holes *b* at one of its ends, in combination with the sheaves B, carrying cord C, one at each end of the receptacle of the cylinder A, substantially as and for the purpose herein described.

In testimony whereof I affix my signature in presence of two witnesses.

WILLIAM C. GILMER.

Witnesses:

ELIHU B. STOWE,

JOSHUA B. WEBSTER.