

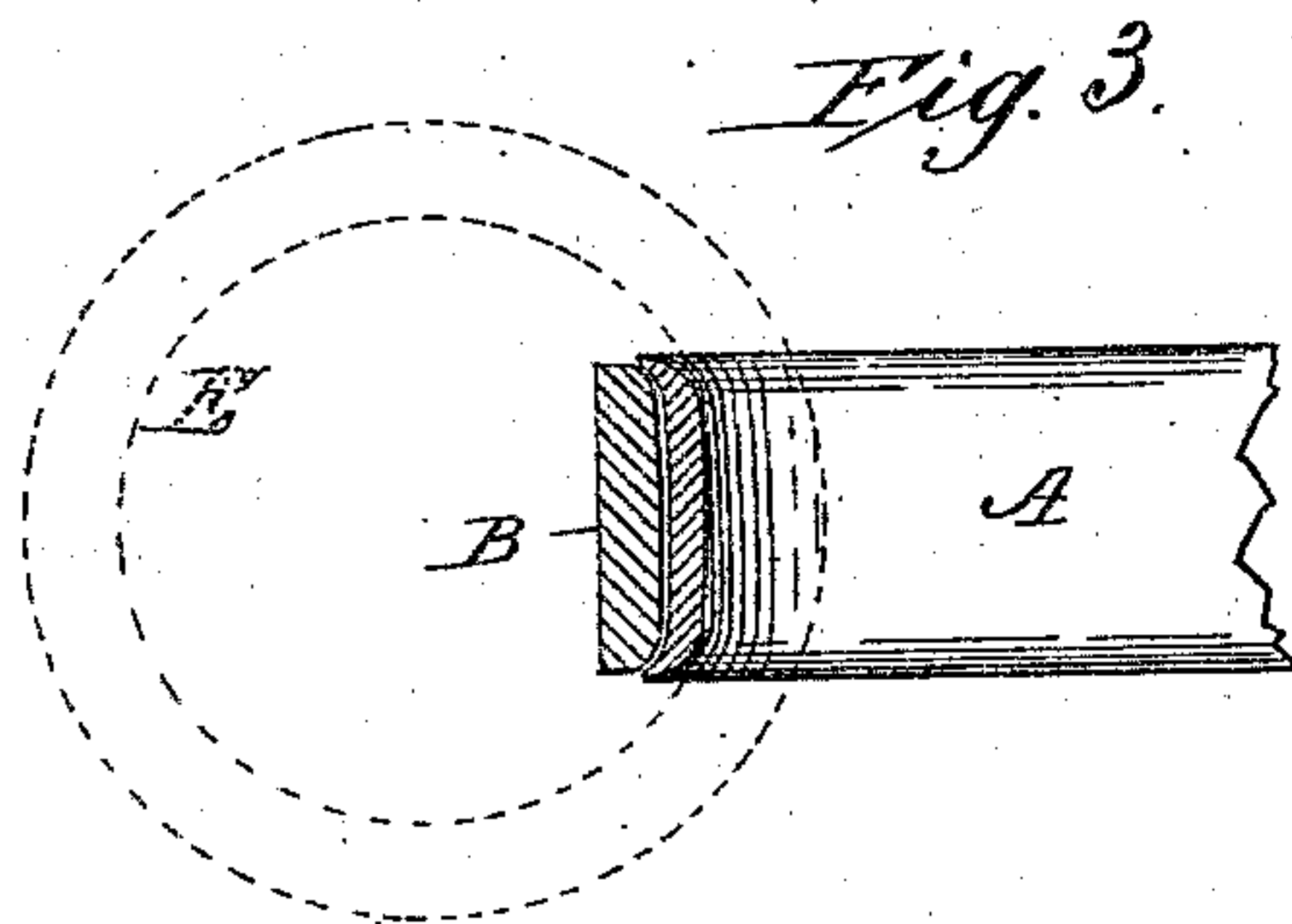
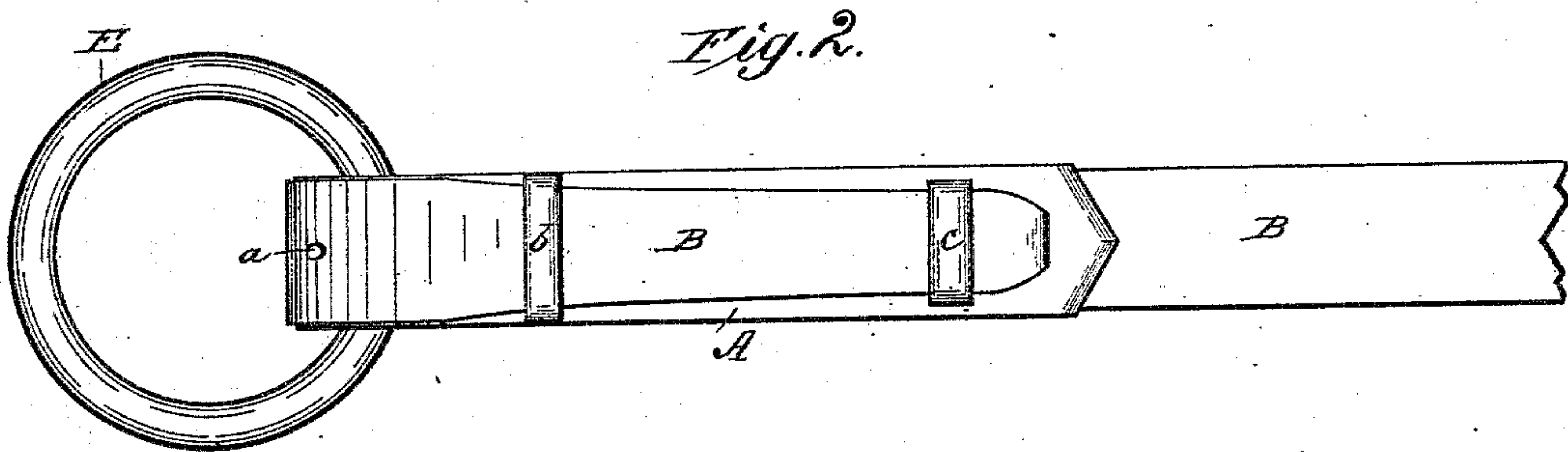
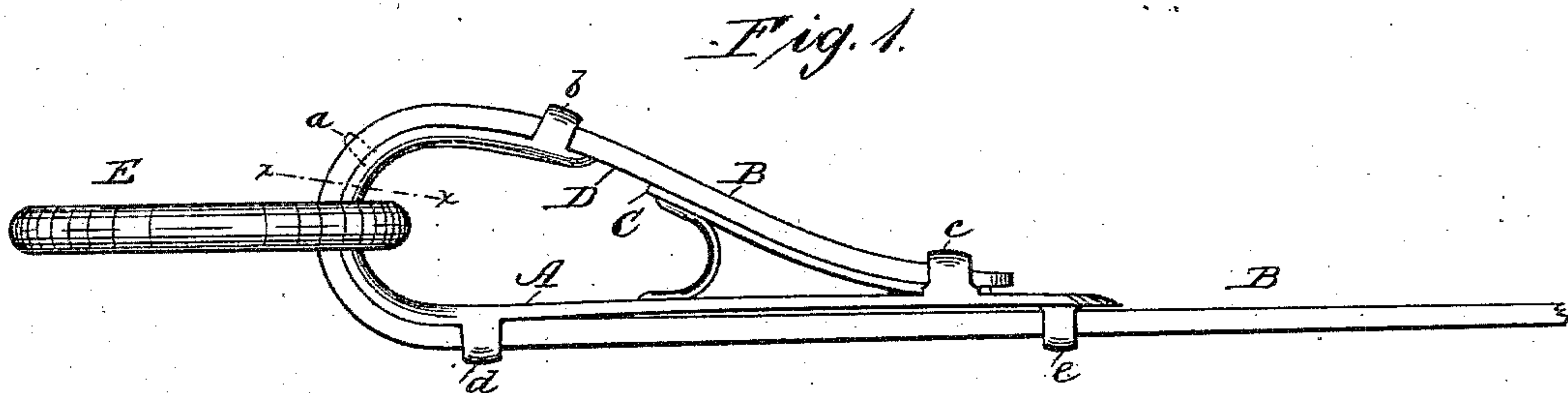
(No Model.)

S. B. EDSON.

HARNESS HOOK.

No. 295,374.

Patented Mar. 18, 1884.



WITNESSES:

*W. W. Hollingsworth*

*A. G. Lyne*

INVENTOR:

*S. B. Edson*

BY *Merrill*

ATTORNEYS.

# UNITED STATES PATENT OFFICE.

SAMUEL BROCK EDSON, OF MONTEREY, INDIANA.

## HARNESS-HOOK.

SPECIFICATION forming part of Letters Patent No. 295,374, dated March 18, 1884.

Application filed December 29, 1883. (No model.)

*To all whom it may concern:*

Be it known that I, SAMUEL BROCK EDSON, of Monterey, in the county of Pulaski and State of Indiana, have invented a new and useful Improvement in Harness-Hooks, of which the following is a full, clear, and exact description, reference being had to the annexed drawings, forming part of this specification.

This invention consists of a rigid hook or buckle adapted to be used in the place of an ordinary snap-hook on harness, check-lines, and halter-straps, as hereinafter described and claimed.

In the drawings, Figure 1 is an edge view of the hook, showing a strap and ring attached thereto. Fig. 2 is a plan view of the same, and Fig. 3 is a section on line *xx* of Fig. 1.

A indicates the body of the hook, formed of a bent plate, and provided with a pin or tongue, *a*, located approximately near the end of the hook, and loops *b c d e* about equally distributed on its outer surface, for holding the strap B, which incloses the said plate. The plate is provided with a guard, C, which is in align-

ment with the end of the hook, the space between the said end and the guard forming an opening, D, by which the ring E is to enter the hook. The outer surface of the curved portion of the hook is made slightly concave, as shown in Fig. 3.

I am aware that a hook has been secured to a strap by means of passing the strap around the outside of the hook and engaging it with a pin on the outside thereof, and confining its ends within a loop; and I do not claim such, broadly.

Having thus described my invention, what I claim, and desire to secure by Letters Patent, is—

The hook having the curved body A formed with a concaved outer surface, and provided with pin *a*, located approximately near the end of the hook, and loops *b c d e* and guard C, substantially as shown and described.

SAML. BROCK EDSON.

Witnesses:

WM. W. GARNER,  
I. P. BOLINER.