

(No Model.)

E. LEE.

WINDOW BLIND AND AWNING.

No. 294,324.

Patented Feb. 26, 1884.

Fig. 1.

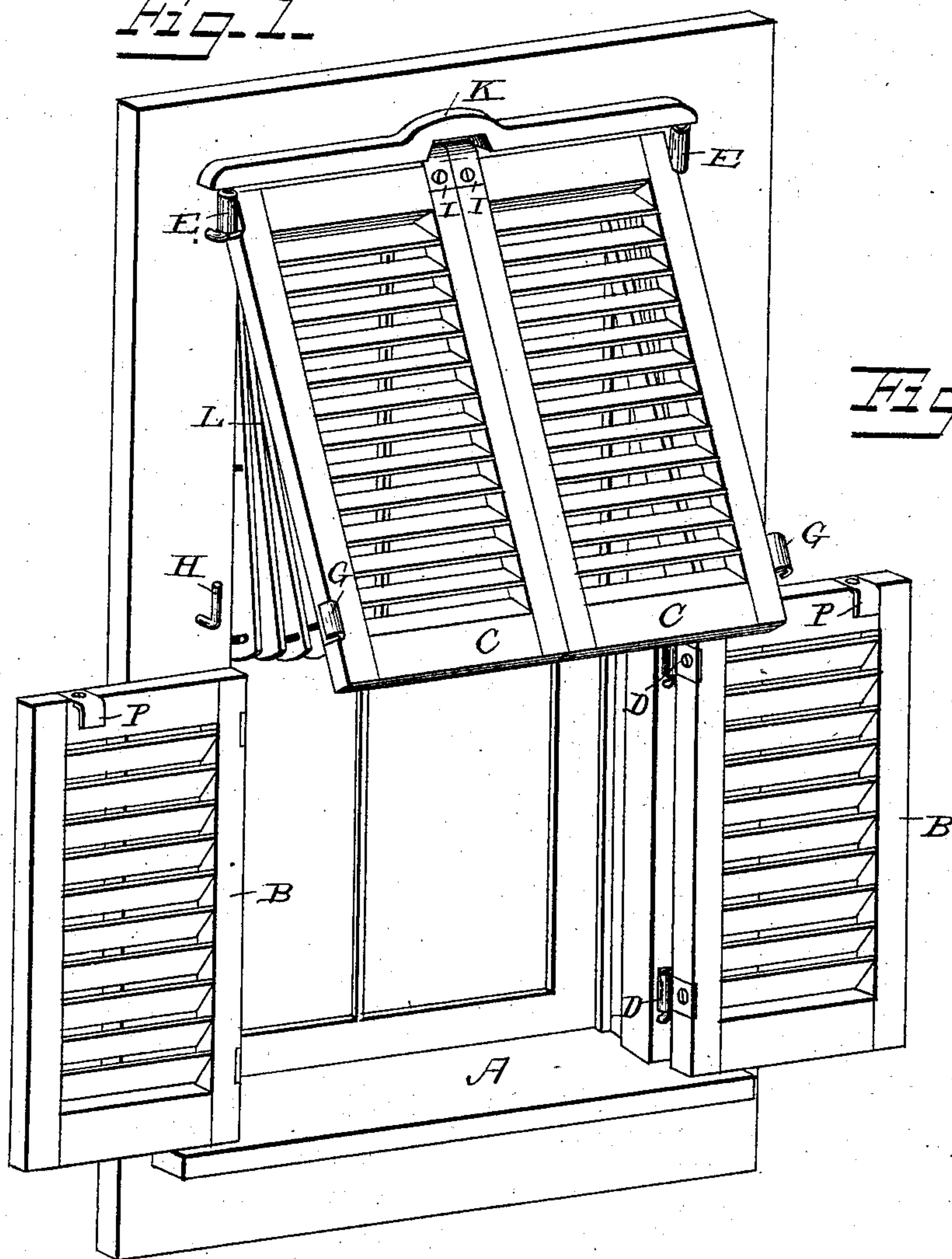


Fig. 2.

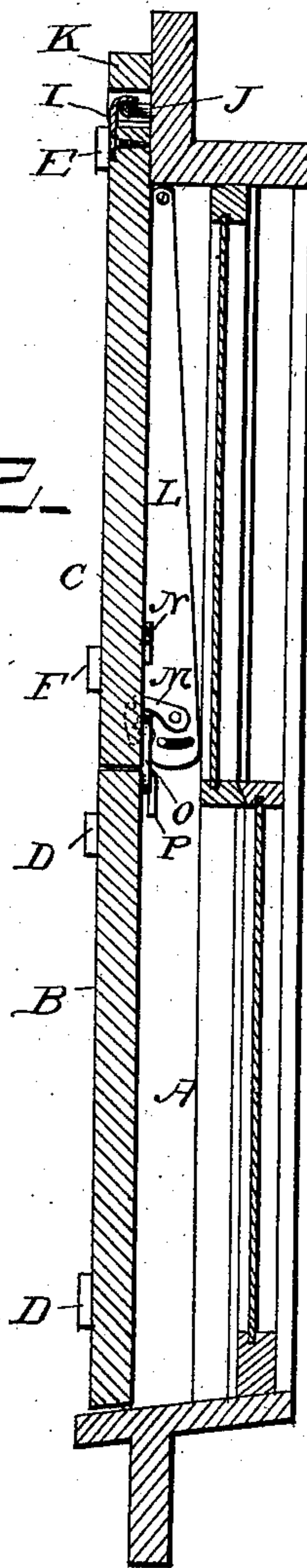
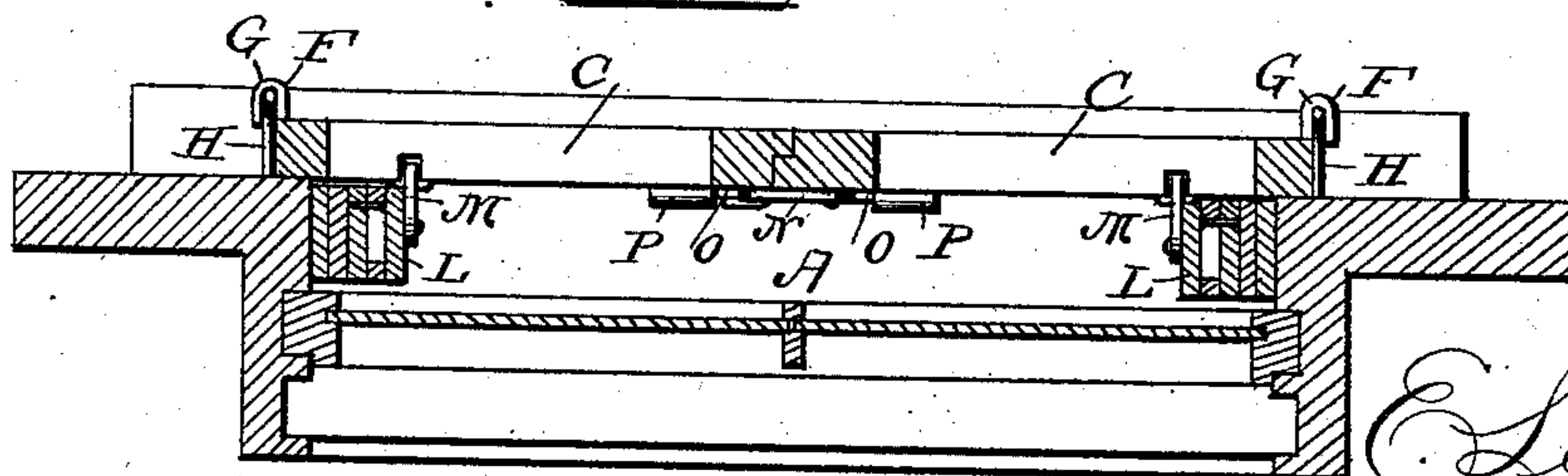


Fig. 3.



WITNESSES

F. L. Ourand.
J. R. Little,

E. Lee
INVENTOR

by *A. Snow & Co.*
Attorneys.

UNITED STATES PATENT OFFICE.

EDWARD LEE, OF DANNEMORA, NEW YORK, ASSIGNOR OF ONE-HALF TO
AARON T. CLARK, OF WARNERVILLE, MASSACHUSETTS.

WINDOW BLIND AND AWNING.

SPECIFICATION forming part of Letters Patent No. 294,324, dated February 26, 1884.

Application filed September 5, 1883. (No model.)

To all whom it may concern:

Be it known that I, EDWARD LEE, a citizen of the United States, residing at Dannemora, in the county of Clinton and State of New York, have invented a new and useful Combined Window Blind and Awning, of which the following is a specification, reference being had to the accompanying drawings.

This invention relates to combined window blinds and awnings; and it consists in certain improvements in the construction of the same, which will be hereinafter fully described, and particularly pointed out in the claim.

In the drawings hereto annexed, Figure 1 is a perspective view, Fig. 2 is a vertical sectional view, and Fig. 3 is a horizontal sectional view, illustrating my invention applied to an ordinary window-frame.

The same letters refer to the same parts in all the figures.

A in the drawings designates an ordinary window-frame, to the outside of which are hinged two pairs of shutters, B B and C C. The lower shutters or blinds, B B, are hung upon ordinary hinges, D. The upper hinges of the upper shutters are so constructed that the lower ends of the said shutters may be swung in an outward direction when required. In the construction of said hinges, which are denoted by letter E, no novelty is, however, herein claimed.

The lower hinges, F, of the upper shutters or blinds consist, essentially, of hook-shaped leaves G, adapted to catch around and swing upon the pintles H. The upper inner corners of the blinds C C are also provided with hook-shaped leaves I, adapted to catch over and swing upon a rod or bar, J, under the cornice K.

Pivoted to the upper inner corners of the window-frame are two sets of leaves, L, so arranged as to be capable of being spread, fan-like, at right angles to the window-frame. The upper leaf of each set may be hooked or otherwise detachably connected to the adjoining shutter, as at M.

The upper shutters, C C, may be connected and held closed by a hook, N, and the lower shutters, B B, may likewise be held closed by means of hooks O O, pivoted to the upper blinds, and arranged to engage staples P near the upper edges of the lower ones.

The operation of this invention will be readily understood. The upper and lower blinds may be operated simultaneously or independently as such; or, when desired, the upper blinds may be connected together by the hook N and connected with the fans at the sides of the window-frame. They may then be swung outward to form an awning, the sides of which are formed by the fans L. Suitable operating mechanism may be employed for manipulating the upper blinds—such as, for instance, a hinged rod or a system of cords and pulleys; but this is no essential feature of my invention, which consists, broadly, in the arrangement of the upper blinds, whereby they may form a complete awning.

This invention is susceptible of various modifications. Thus, for instance, the fans L might be replaced with suitable textile material arranged to be automatically wound upon spring rollers. I therefore reserve the right to such modifications as may be made without departing from the spirit and scope of my invention.

I am aware that it is old in window-blinds to have upper and lower sections, the former of which form an awning-like portion, while the latter swing horizontally on vertical pivots. I do not, therefore, broadly claim such construction.

I claim as my invention and desire to secure by Letters Patent of the United States—

The combination of the window-frame, the lower blinds, the upper blinds, hinged in such a manner as to be capable of swinging either in a vertical or horizontal plane, the fan-like leaves, pivoted to the upper inner corners of the window-frame and adapted to be detachably connected with the upper blinds, means for connecting the upper blinds together, and means for connecting the upper blinds detachably with the lower blinds, substantially as set forth.

In testimony that I claim the foregoing as my own I have hereto affixed my signature in presence of two witnesses.

EDWARD LEE.

Witnesses:

A. H. ANIBAL,
JOHN LEVY.