

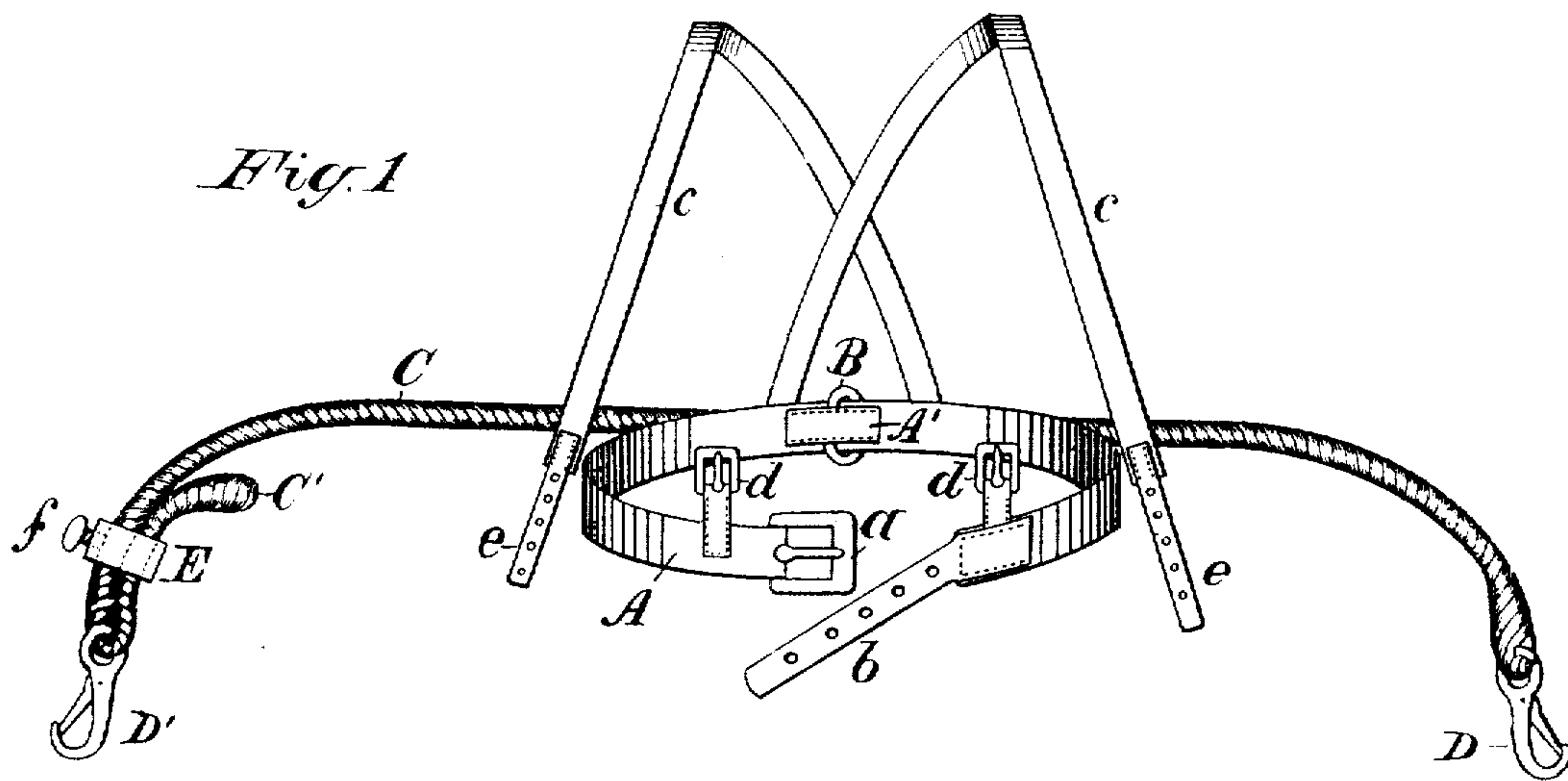
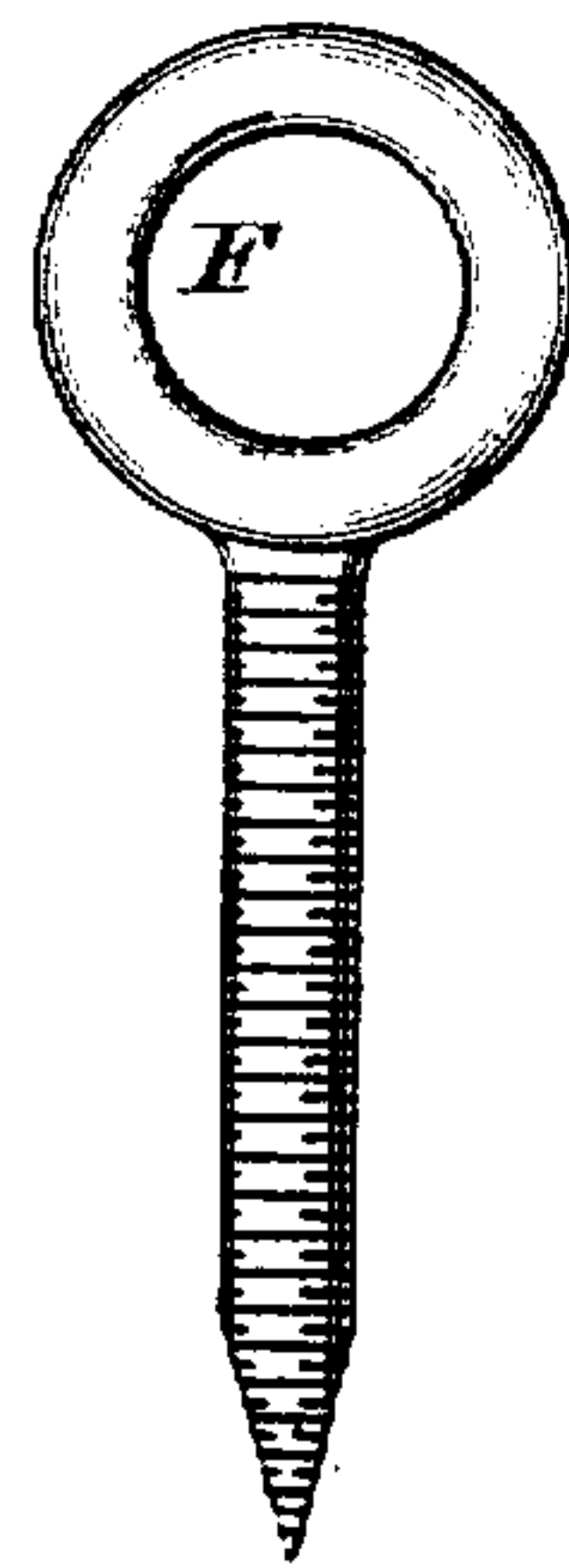

(No Model.)

G. B. SIMKIN.

PROTECTION BELT AND ATTACHMENT.

No. 293,799.

Patented Feb. 19, 1884.

*Fig. 2**Fig. 3*

Witnesses;

James Potter
J. Smith

Inventor

George B. Simkin

per

J. D. Clark
Attorney.

UNITED STATES PATENT OFFICE.

GEORGE B. SIMKIN, OF CHICAGO, ILLINOIS.

PROTECTION-BELT AND ATTACHMENT.

SPECIFICATION forming part of Letters Patent No. 293,799, dated February 19, 1884.

Application filed April 25, 1883. (No model.)

To all whom it may concern:

Be it known that I, GEORGE B. SIMKIN, a citizen of the United States, residing at Chicago, in the county of Cook and State of Illinois, have invented a new and useful Improvement in a Protection-Belt and Attachment, of which the following is a specification.

The object of my invention is to provide a belt that will afford a means of safety to those who are engaged in washing windows or painting, or any other dangerous occupation on the outside of the windows of buildings, and to combine with such safety-belt the necessary articles for attaching it to walls and window-casings.

In the accompanying drawings, Figure 1 represents the belt and shoulder-braces unstrapped. Fig. 2 represents a person equipped with my belt in the act of washing windows. Fig. 3 the ring-staple used for uniting my snap-hook to.

I employ a strong belt, A, of any suitable material, which is fastened in front of the wearer, belt fashion, by a strong buckle, *a*, and strap *b*, or any other belt-fastening. The belt is sustained by shoulder-braces *c*, of any desired material, which are fastened strongly to the back of the belt, and adjusted in front to the size of the wearer by buckles *d d* and straps *e e*. Upon the inside of the belt, at the back, is strongly fastened, by a piece of leather, A', stitched on each side, or otherwise detachably held, an ordinary circular ring, B. Said ring encircles the belt A, so that whatever strain may come on the ring in case of an accident while wearing the belt may come entirely on the belt, and not on the fastening which holds the ring. Passing through the ring B is a hempen rope, C, or any other strong and suitable material, of sufficient length to spread across the widest windows that are used, and still adjustable to the smallest windows. At the right end of the rope C, Fig. 1, is strongly fastened, by splicing or otherwise securing, a snap-hook, D, which is of the usual

shape. At the other end of rope C, at left of drawing, Fig. 1, is attached the snap-hook D'. The rope passes through the adjustable collar E, and then through the eye of the hook D', and back again through the collar, and is enlarged at the end, to prevent withdrawal, by forming a half-crown and splice, C'. The rope C is held and adjusted in length by the thumb-screw *f*, which passes through the collar E, and operates against the surface of said rope.

F denotes the staples or ring-bolt, or any other strong fastening that will answer the purpose, which are driven into the wall aside of the window-casing, or driven or screwed into the casing itself, as shown in Fig. 2. The snap-hooks D engage with these staples when the belt is put in use, and forms the means of support to the person wearing the belt.

In putting my invention in use, the operation is as follows: After fastening the belt to the person by the means shown, the party stands with his back to the window from the inside of the room and adjusts the snap-hooks D to the staples F, then steps backward under the window to the outside of the building, and is ready to follow any occupation—washing windows, painting, or glazing.

Other forms of collars than that shown can be employed, so long as it accomplishes the object wanted—the adjustment of the length of the rope C.

What I claim as new, and desire to secure by Letters Patent, is—

A protection-belt and attachments, consisting of a belt, A, the ring B, the buckle *a* and strap *b*, the shoulder-braces *c*, the buckles *d*, and straps *e*, in combination with rope C, the snap-hooks D and collar E, the thumb-screws *f*, and support-staples F, substantially as and for the purpose described.

GEORGE B. SIMKIN.

Witnesses:

JAMES POTTER,
J. S. SMITH.