

(No Model.)

M. E. ZELLER.

BUCKLE.

No. 291,461.

Patented Jan. 1, 1884.

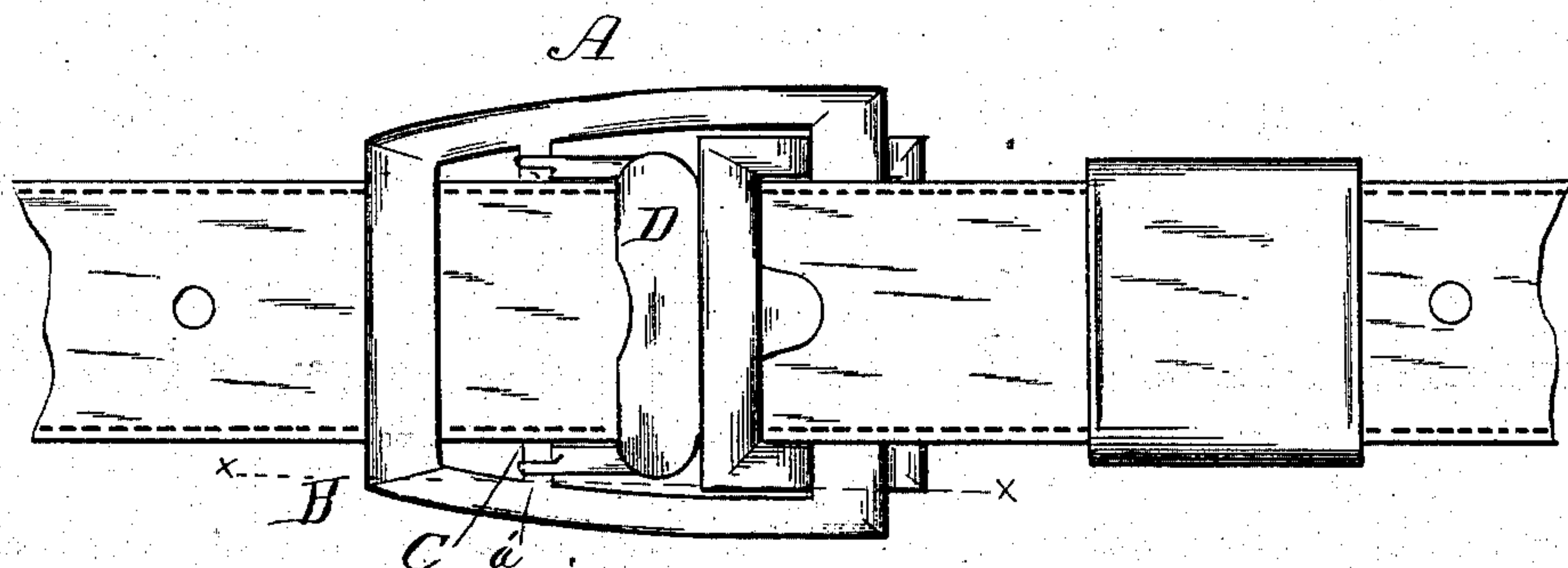


Fig. 1.

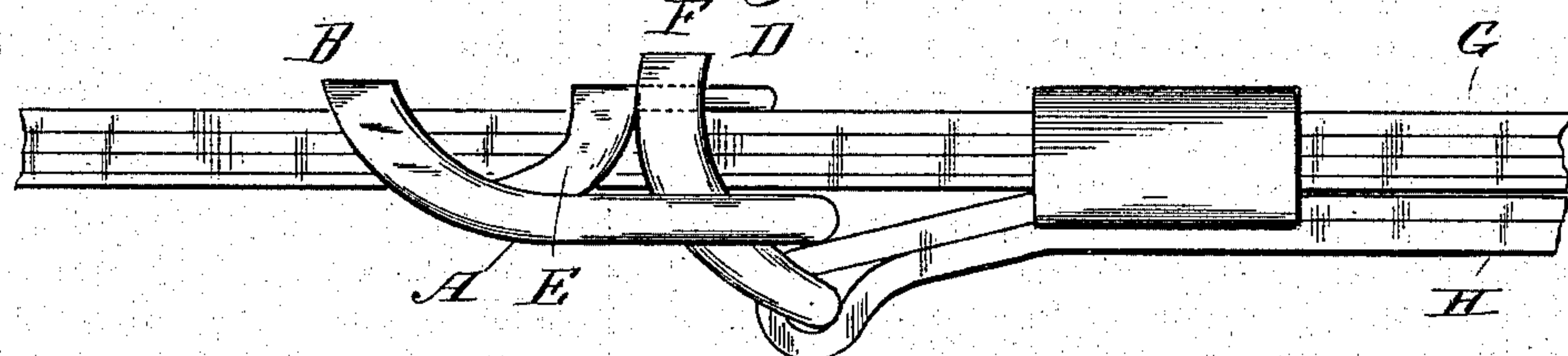


Fig. 2.

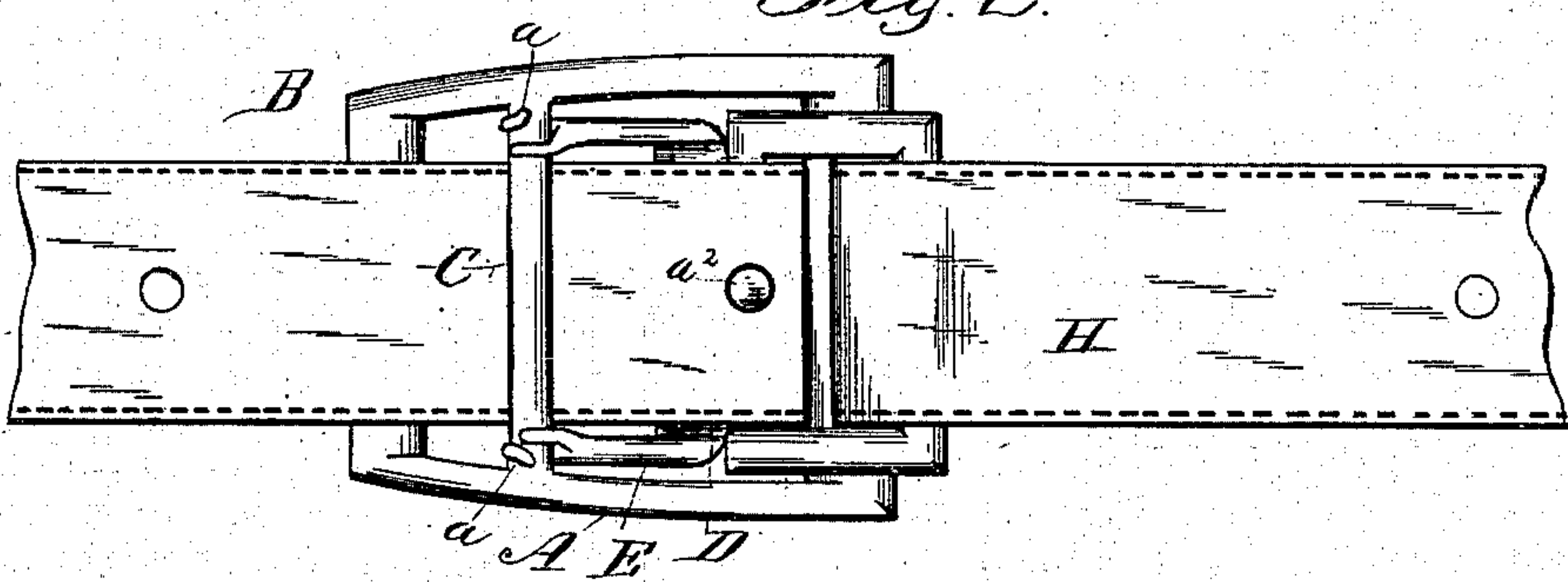


Fig. 3.

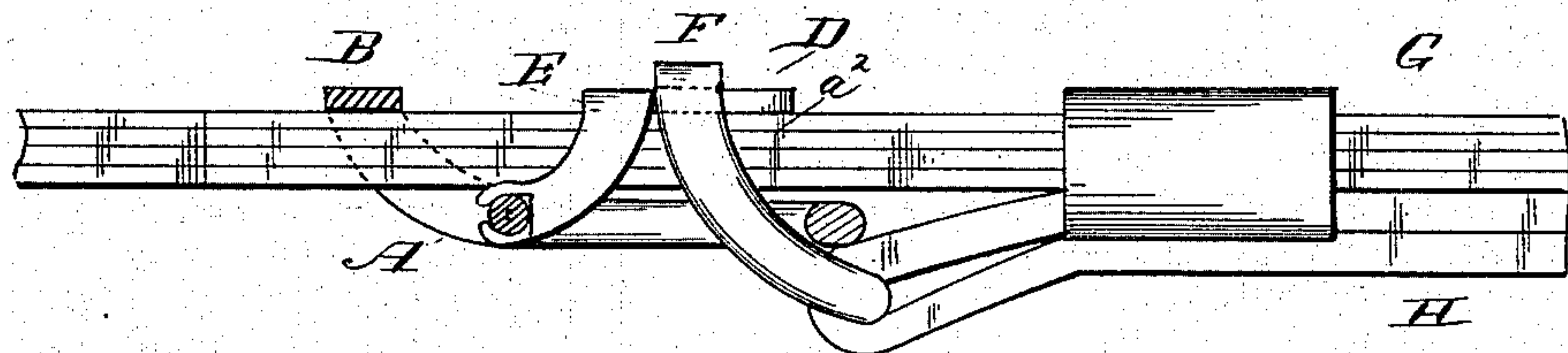


Fig. 4.

Witnesses:

Wm J. Duvall
D. D. Bernhard.

Inventor:

Melanchton E. Zeller
Per Edson Bros,
Atty's.

UNITED STATES PATENT OFFICE.

MELANCTHON E. ZELLER, OF BLUFFTON, OHIO.

BUCKLE.

SPECIFICATION forming part of Letters Patent No. 291,461, dated January 1, 1884.

Application filed September 7, 1883. (No model.)

To all whom it may concern:

Be it known that I, MELANCTHON E. ZELLER, a citizen of the United States, residing at Bluffton, in the county of Allen and State of Ohio, have invented certain new and useful Improvements in Buckles; and I do declare the following to be a full, clear, and exact description of the invention, such as will enable others skilled in the art to which it appertains to make and use the same, reference being had to the accompanying drawings, and to the letters and figures of reference marked thereon, which form a part of this specification.

My invention relates to an improved buckle, especially a trace-buckle, having for its object the provision of a buckle that can be easily and quickly adjusted, simple in construction, durable, and effective in operation; and it consists of a frame provided with a cross-bar, with which is connected a tongue-plate by means of arms, said tongue-plate being clamped by a bail, which passes through the frame and connects with the hame-tug, substantially as hereinafter set forth and claimed.

Referring to the drawings, in which like letters indicate like parts in the several figures, Figure 1 is a plan view, showing my buckle applied to a hame-tug and trace. Fig. 2 is a side elevation of Fig. 1. Fig. 3 is an inverted view of Fig. 1, showing the means by which the tongue-plate is connected to the cross-bar of the frame. Fig. 4 is a longitudinal sectional view taken on the line $x x$ of Fig. 1.

In the drawings, A designates a buckle-frame provided with a cross-bar, C.

D is the tongue-plate, provided with a tongue, a^2 , adapted to be pressed into one of the holes of the trace by the transmission of the draft upon the tongue to the arms E; thence to frame A; thence to the bail which passes over the tongue-plate. The tongue-plate is formed with two curved arms, E, near its sides, which terminate in fingers a' , which are bent around the cross-bar C, forming a hinge there- with, whereby detachment of the tongue-plate

is prevented when the same is being adjusted, the arms E also serving as pivoted braces for said plate.

To loosen or unbuckle the hame-strap and trace, it will be readily seen that it can be quickly and easily accomplished by pushing the trace forward, thereby drawing the bail through the frame A, so as to occupy a position nearly at right angles thereto, and relieving the tongue-plate, which can be raised and the trace pushed to the desired position.

I am aware that changes in the form and proportion of parts composing my invention can be made without departing from the principle or sacrificing the advantages thereof—as, for instance, instead of having the arms secured to a draft-bar, they might be pivoted to lugs on the side of the frame, &c. I would therefore have it understood that I do not confine myself to the exact construction shown and described, but hold myself at liberty to make such changes and alterations as fairly fall within the scope of my invention.

Having thus fully described my invention, what I claim, and desire to secure by Letters Patent, is—

1. The combination, with the buckle-frame, substantially such as described, of the bail and tongue-plate, the latter having arms which extend down on either side of the trace, and are terminally pivoted to a cross-bar on the frame, as and for the purpose set forth.

2. The combination, with the buckle-frame, substantially such as described, of the bail and tongue-plate, the latter having arms which extend down on either side of the trace, and are pivoted to a cross-bar on the frame and secured thereto by means of integral terminal fingers, as and for the purpose set forth.

In testimony whereof I affix my signature in presence of two witnesses.

MELANCTHON E. ZELLER.

Witnesses:

D. W. STEINER,
JOHN Q. ADAMS.