

(No Model.)

J. WEIL.

NECK WEAR FASTENER.

No. 291,444.

Patented Jan. 1, 1884.

Fig. 1.

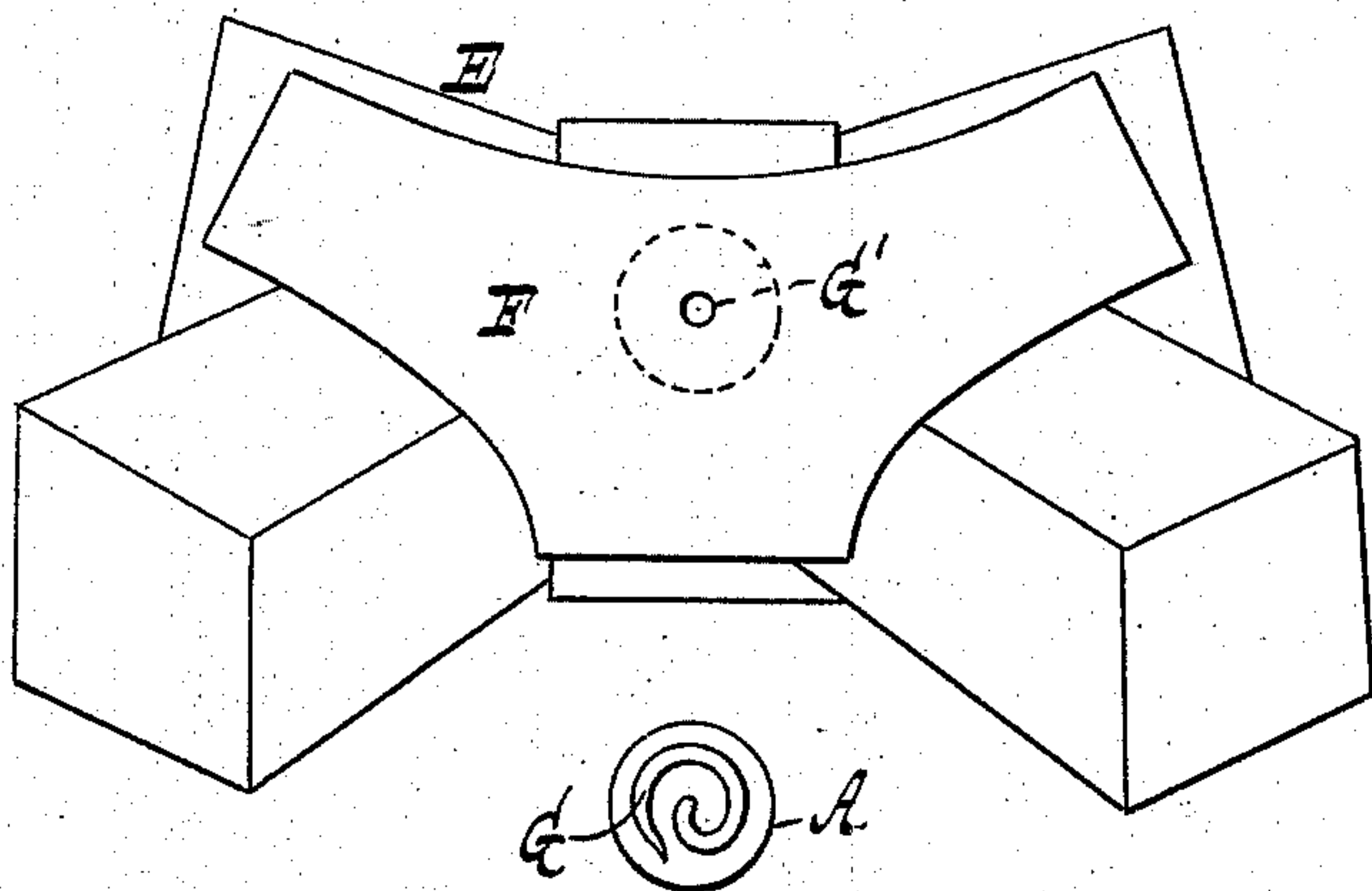


Fig. 2.

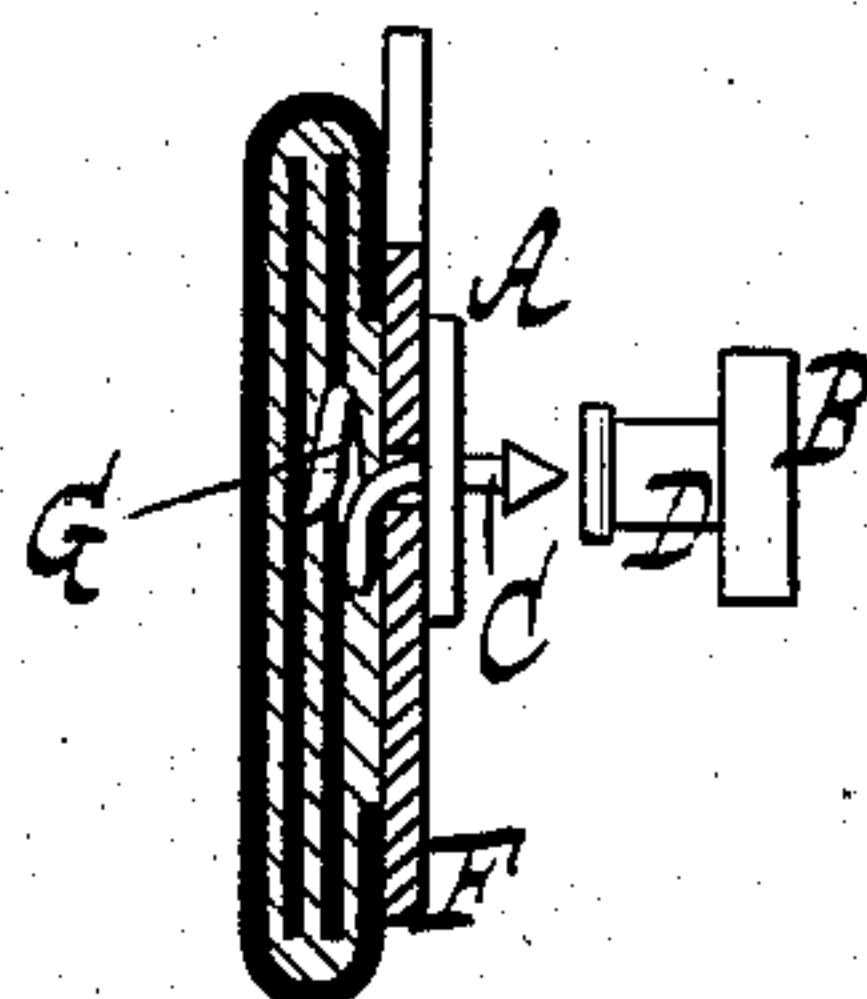


Fig. 3.

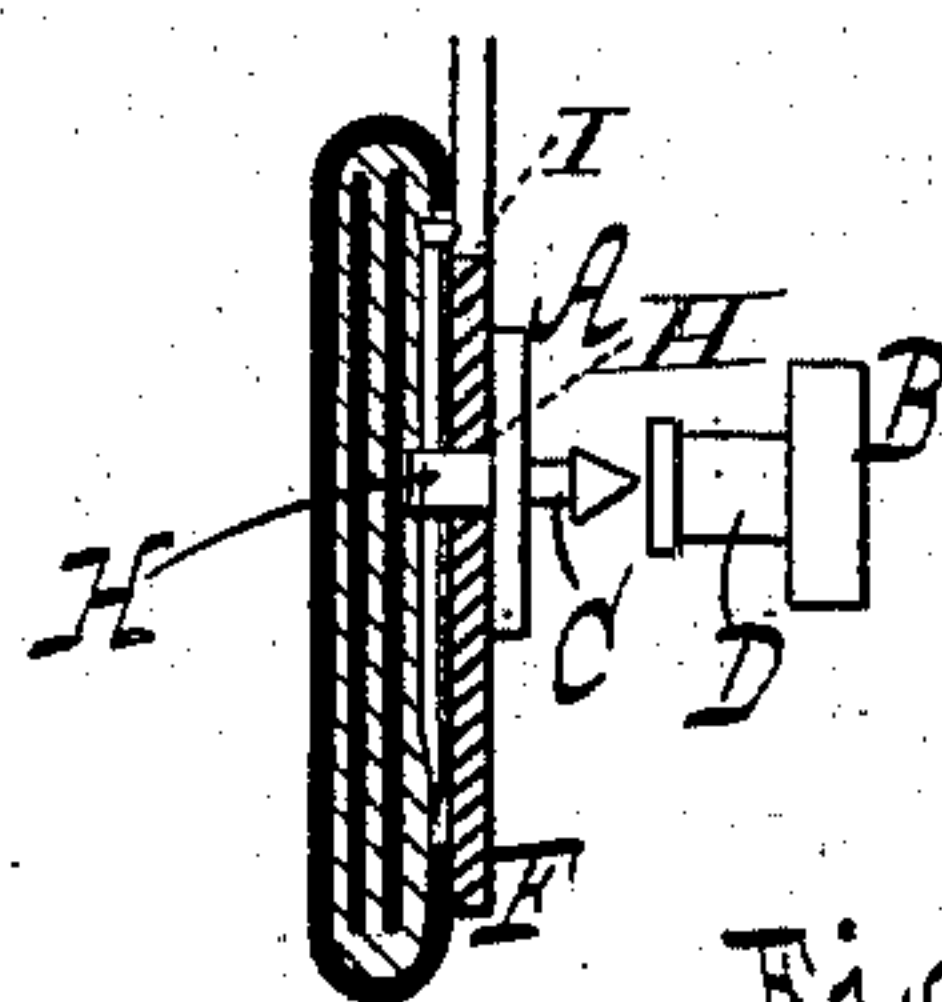


Fig. 4.

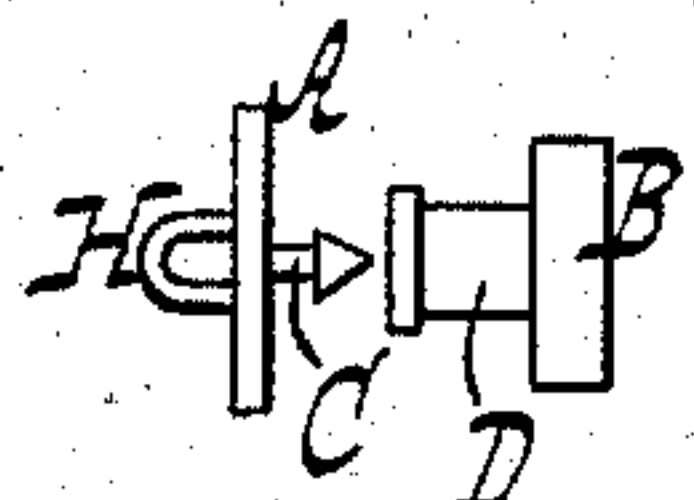


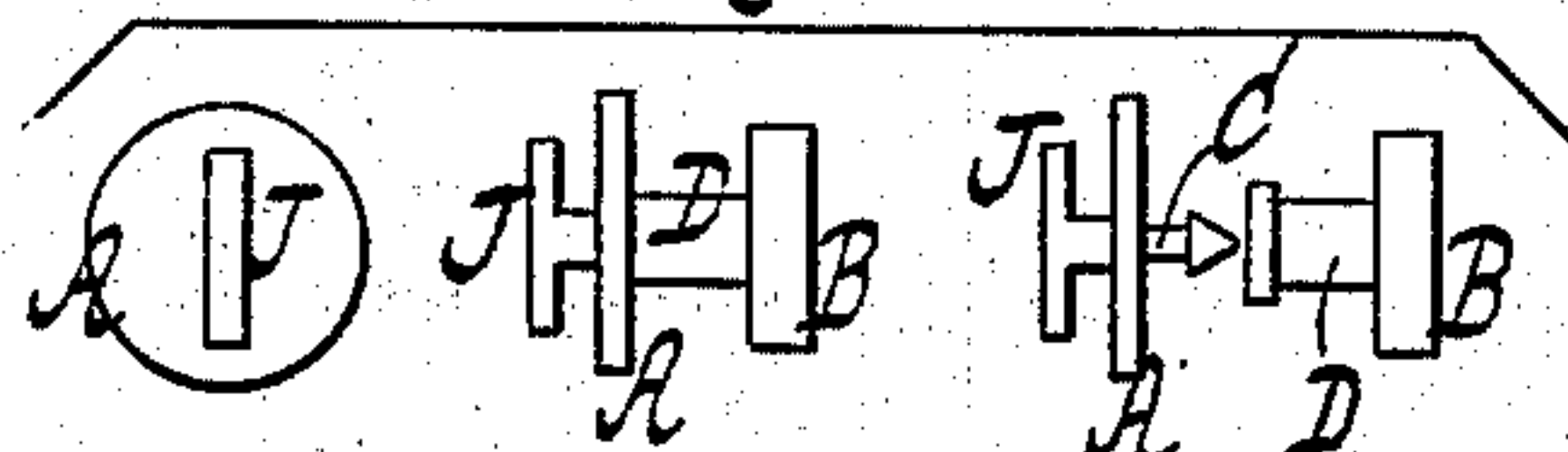
Fig. 7.



Fig. 5.



Fig. 6.



WITNESSES:

J. Williams
F. M. Lohy

INVENTOR

Joseph Weil
BY Francis C. Bowen,
ATTORNEY.

UNITED STATES PATENT OFFICE.

JOSEPH WEIL, OF NEW YORK, N. Y.

NECK-WEAR FASTENER.

SPECIFICATION forming part of Letters Patent No. 291,444, dated January 1, 1884.

Application filed September 11, 1883. (No model.)

To all whom it may concern:

Be it known that I, JOSEPH WEIL, a citizen of the United States, residing at New York, in the county of New York and State of New York, have invented certain new and useful Improvements in Neck-Wear Fasteners, of which the following is a specification, reference being had therein to the accompanying drawings.

My invention relates to fasteners for bows, scarfs, or other articles of neck-wear, and especially that class of fasteners which are composed of a button-head and back.

The object of my invention is to so construct a fastener of the character referred to that it may at pleasure be attached to or entirely detached from a bow or scarf without ripping or tearing or otherwise affecting the latter, and thus may be transferred, either by the manufacturer or the wearer, from one such article to another, allowing it to be used respectively without increasing the price of the bow or scarf until worn or broken. This object I have accomplished by the novel means hereinafter described, and illustrated in the accompanying drawings, in which—

Figure 1 shows in rear view a bow and its fastener, the latter being detached. Fig. 2 is a cross-section of the bow, showing the fastener attached. Figs. 3 and 4 illustrate a modification of the means used for securing the fastener. Figs. 5 and 6 illustrate another modification thereof. Fig. 7 illustrates another modification of the means for securing the fastener.

Similar letters indicate similar parts.

The letter A designates the button-head; B, the back; C D, the usual posts of such head and back composing the fastener.

The letter E designates a bow, having the usual shield, F.

Referring to Figs. 1 and 2, the fastener is provided with a spiral wire forming a screw on the rear end of the button-head, and the shield F is provided with a hole, G', adapted to receive the screw, so that by passing the screw through the hole of the shield the fastener is thereby firmly held in position.

Referring to Figs. 3 and 4, the fastener is

provided with an eye, H, on the rear side of the button-head, and the shield F is provided with a hole, H', adapted to receive the eye. The eye H, moreover, is made of such depth that when it is passed through the hole H' of the shield a pin, I, may be inserted therein from the head of the shield, whereby it, together with the fastener, is firmly held in position.

Referring to Figs. 5 and 6, the fastener is provided with a double hook, J, on the rear side of the button-head, and the shield is provided with a slot, J', and adapted to receive the double hook, so that when the hook is passed through the slot of the shield and turned to a position at right angles to the slot it and the fastener are held in position by that means.

It will be perceived that by either of the contrivances above described the fastener is rendered detachable, and hence it can be applied to or removed from the bow or scarf instantly and attached to another at pleasure. It should be understood, however, that this object can be accomplished also in other ways which will readily suggest themselves to a skilled mechanic.

The head A of the fastener may, if desired, be made of skeleton shape, as shown in Fig. 7, or it may be made in the shape of a disk, as in the remaining figures.

It is evident that my invention is applicable to any kind of suitable collar-button.

What I claim as new, and desire to secure by Letters Patent, is—

The combination, with a bow or scarf having a shield provided with an opening, as specified, of a fastener which is composed of the button-head and back, having posts for engagement with each other, and which is provided with means, substantially such as here- in described, for detachably securing it to the shield in said opening thereof.

In testimony whereof I affix my signature in presence of two witnesses.

JOSEPH WEIL.

Witnesses:

FRANCIS C. BOWEN,
JAS. S. EWBANK.