

(No Model.)

C. N. SWIFT.
TOBACCO MOISTENING TRAY.

No. 290,141.

Patented Dec. 11, 1883.

Fig. 1.

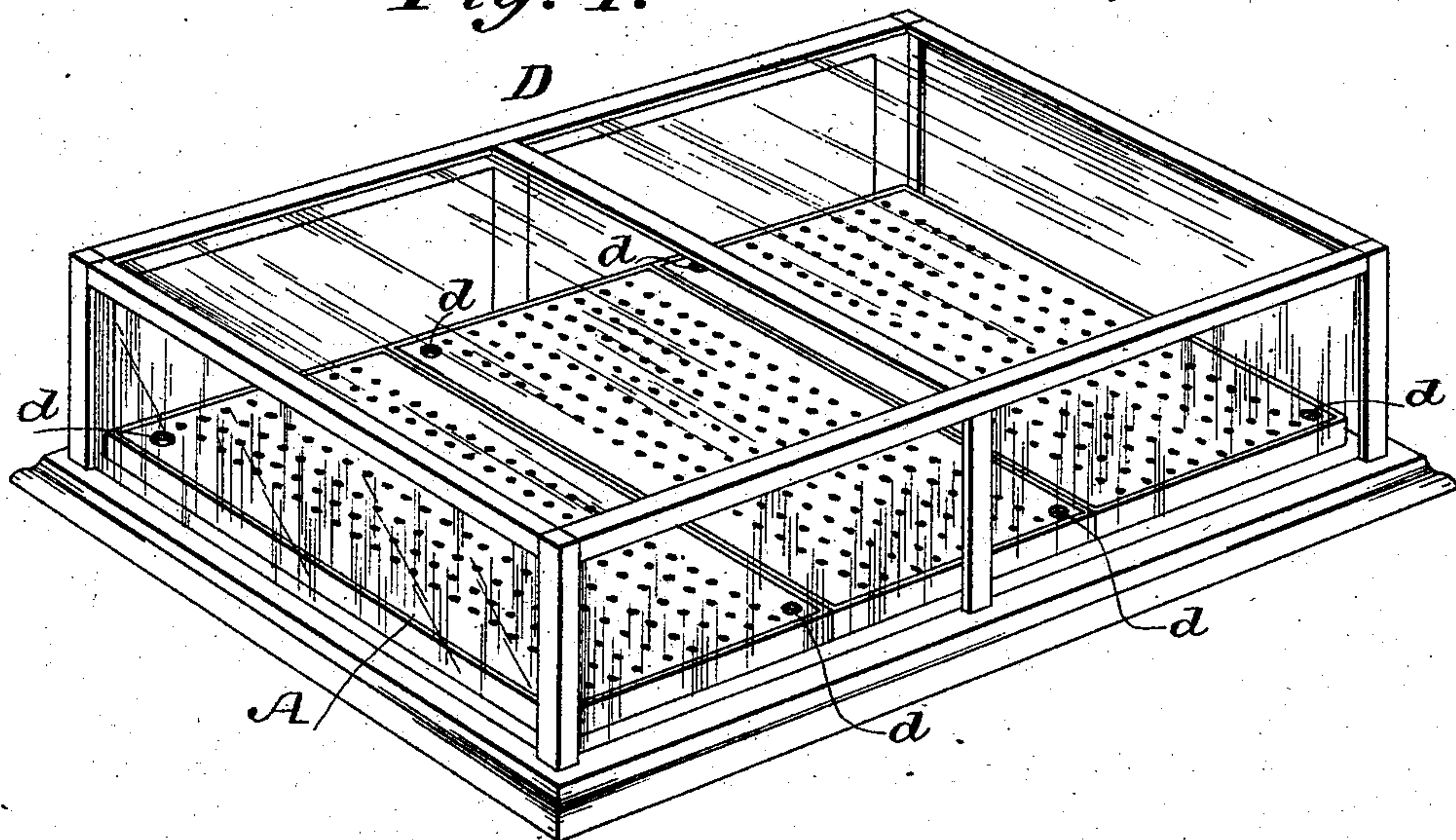


Fig. 2.

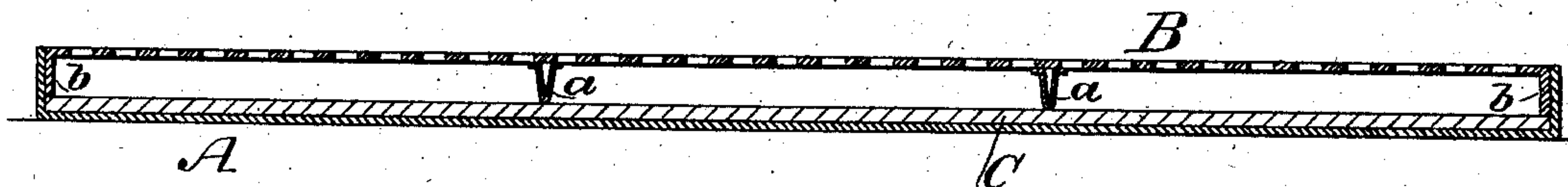
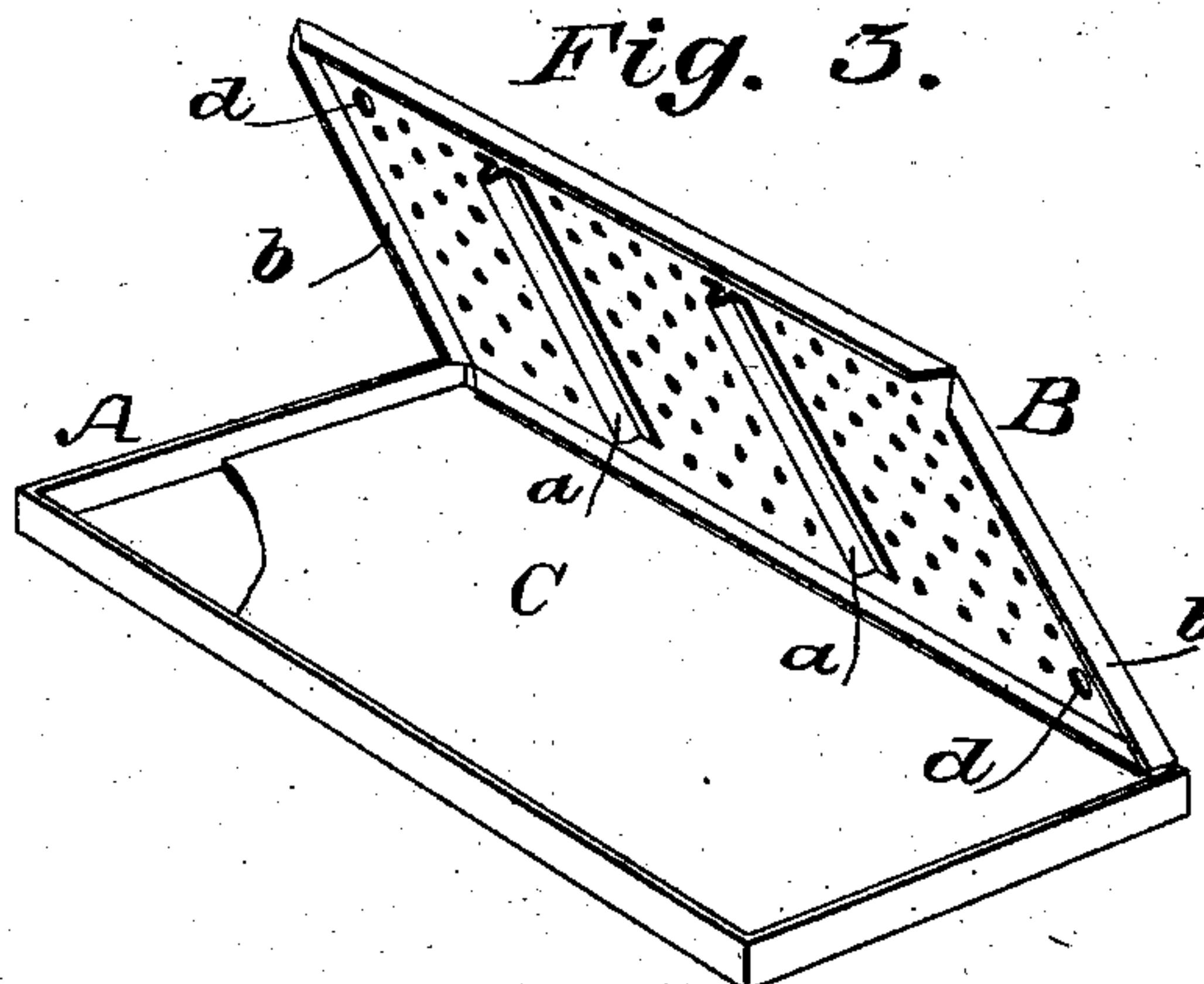


Fig. 3.



WITNESSES:

James H. Deemer
C. Sedgwick

INVENTOR:

C. N. Swift

BY

Munn & Co
ATTORNEYS.

UNITED STATES PATENT OFFICE.

CHARLES N. SWIFT, OF NEW YORK, N. Y.

TOBACCO-MOISTENING TRAY.

SPECIFICATION forming part of Letters Patent No. 290,141, dated December 11, 1883.

Application filed March 31, 1883. (No model.)

To all whom it may concern:

Be it known that I, CHARLES N. SWIFT, of the city, county, and State of New York, have invented a new and Improved Moistening-
5 Tray for Cigar-Cases, of which the following is a full, clear, and exact description.

This invention consists of a moistening-tray for cigar show-cases, stock-chests, shipping-casings, cabinets, &c., adapted to be placed
10 in the bottom of the show-case or other inclosures and to have the cigar-boxes arranged upon it, the cover of the tray being perforated for free circulation of air and supported to prevent sagging.

15 Reference is to be had to the accompanying drawings, forming part of this specification, in which similar letters of reference indicate corresponding parts in all the figures.

Figure 1 is a perspective view of a show-
20 case, showing the manner of using my new and improved moistening-tray. Fig. 2 is a longitudinal sectional elevation of one of the moistening-trays, and Fig. 3 is a perspective
25 view of the tray with the perforated cover slightly raised.

The tray A is made shallow and of sheet metal, and is by preference of a length about equal to the width of the show-case D and of a width about equal to one-third the length of the show-case. In the bottom of the tray is
30 placed the sheet C, of some bibulous material, which is held down in the tray by the ribs or projections *a a*, attached to or formed upon the under side of the perforated cover B. The
35 flanges *b* of the perforated cover B are by preference made to fit inside of the walls of the tray A, and of a width so that they will support the upper surface of the cover flush with the edges of the walls of the tray, thus
40 furnishing a level support for cigar-boxes.

In the form shown in the drawings three of the trays are placed in the show-case, and they are of a size to form a complete floor for the show-case D, on which the cigar-boxes may be
45 arranged the same as upon the main floor of the show-case, the perforated covers B being supported and prevented from sagging under the weight by the ribs or projections *a a*; and it is designed always to use as many trays as
50 may be required to cover the bottom of the

show-case; but a single tray or a less number than would entirely cover the bottom of the show-case might be used, if desired, with good results.

In use a suitable quantity of water or other liquid will be poured into the trays. The air in the show-case will circulate through the perforations in the cover B into contact with the water and become humid from the evaporation of the liquid, and in circulating through
55 the case among the cigars will keep them moist and always in good condition. The bibulous material C in the trays serves, when the water gets low in the tray, to retard the evaporation, so that a single supply of water will
60 last a considerable time and the trays will require but little attention.

Instead of forming the ribs *a a* upon the under side of the cover B, they might be formed or attached to the bottom of the tray A, or
65 placed loosely in the tray for supporting the cover, in which case the material C will be cut into strips to fit between the ribs, as will be readily understood; and to avoid the necessity of displacing the goods in the case,
70 chest, cabinet, &c., when the trays need attention, I provide the cover B with the holes *d* at the corners large enough to admit the spout of a funnel, through which the liquid may be poured into the tray; or a space might
75 be left for this purpose between the edge of the cover B and the walls of the tray A. These holes *d* also serve as finger-entrances for lifting the cover out of the tray.

Having thus described my invention, I claim
85 as new and desire to secure by Letters Patent—

1. As an improved article of manufacture, a moistening-tray for cigar-cases, consisting of the shallow tray A and perforated cover B,
90 provided with the supports *a*, substantially as and for the purposes set forth.

2. The tray A and sheet, C, of bibulous material, in combination with the perforated cover B, provided with the projections *a*, substantially as and for the purposes set forth.

CHARLES N. SWIFT.

Witnesses:

H. A. WEST,
C. SEDGWICK.