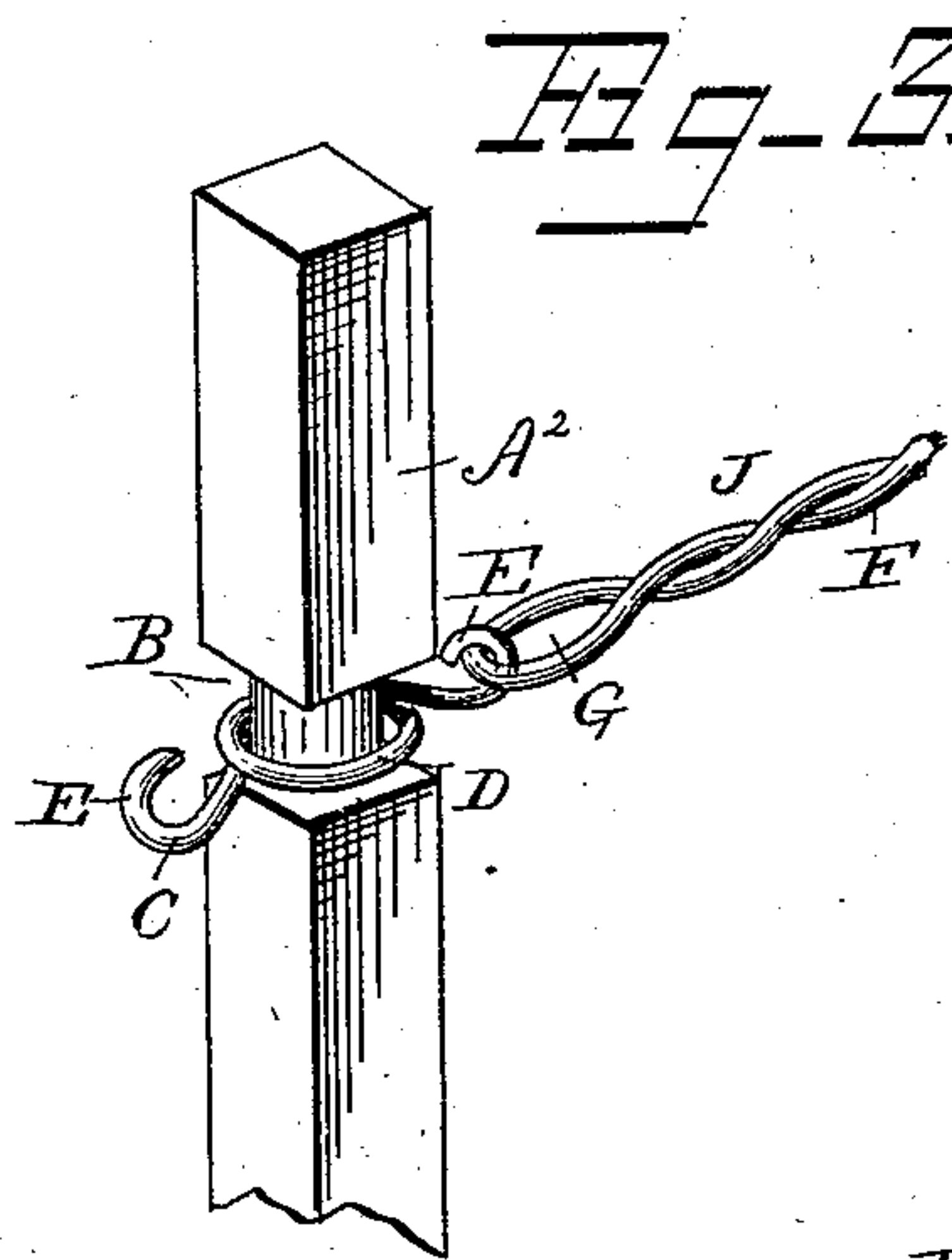
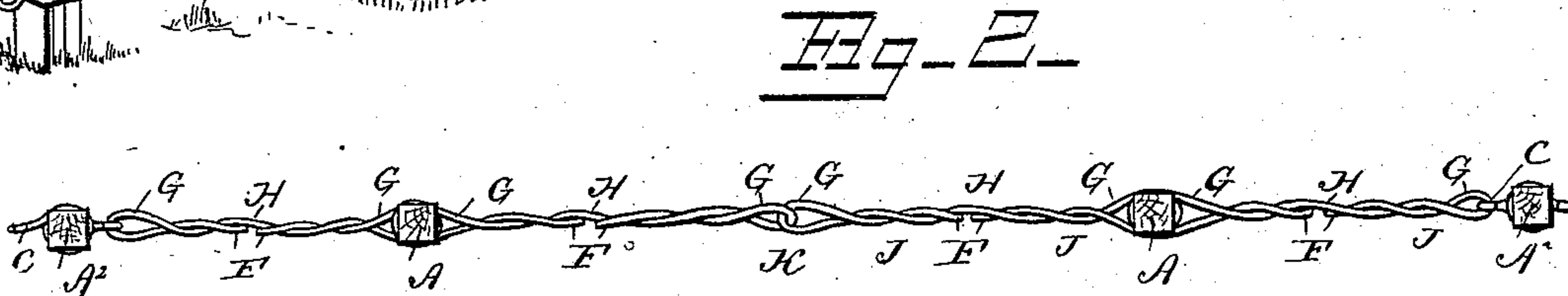
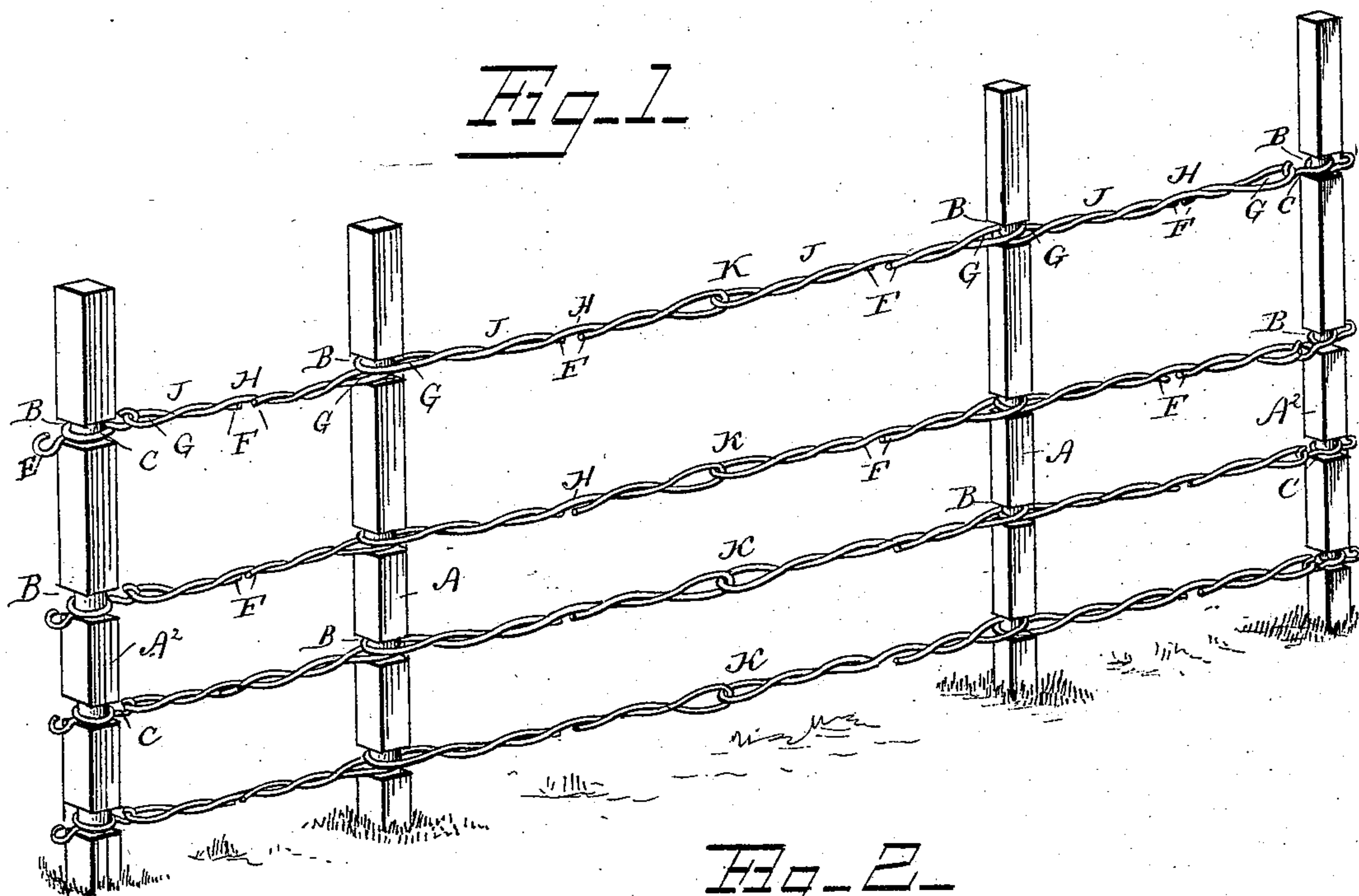


(No Model.)

C. W. BETHEA
WIRE FENCE.

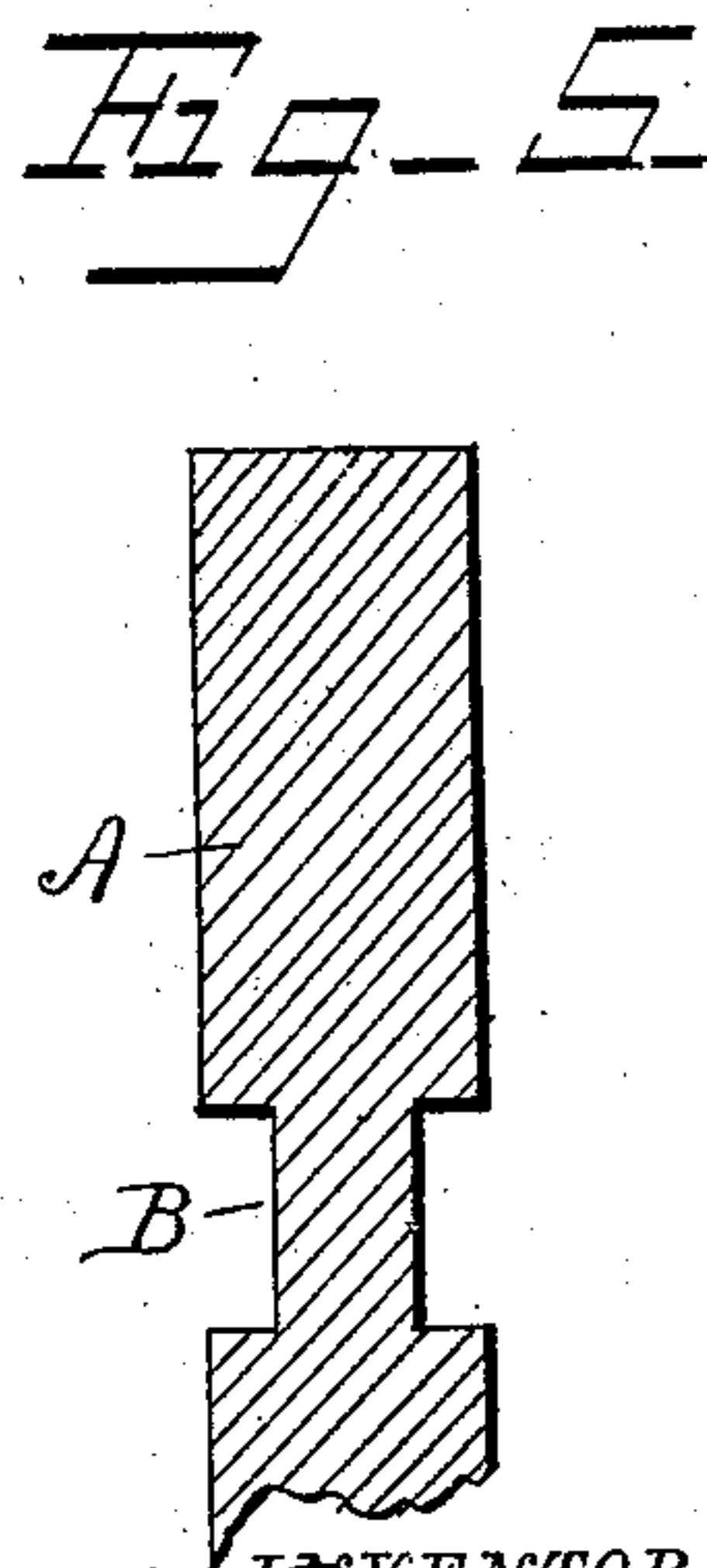
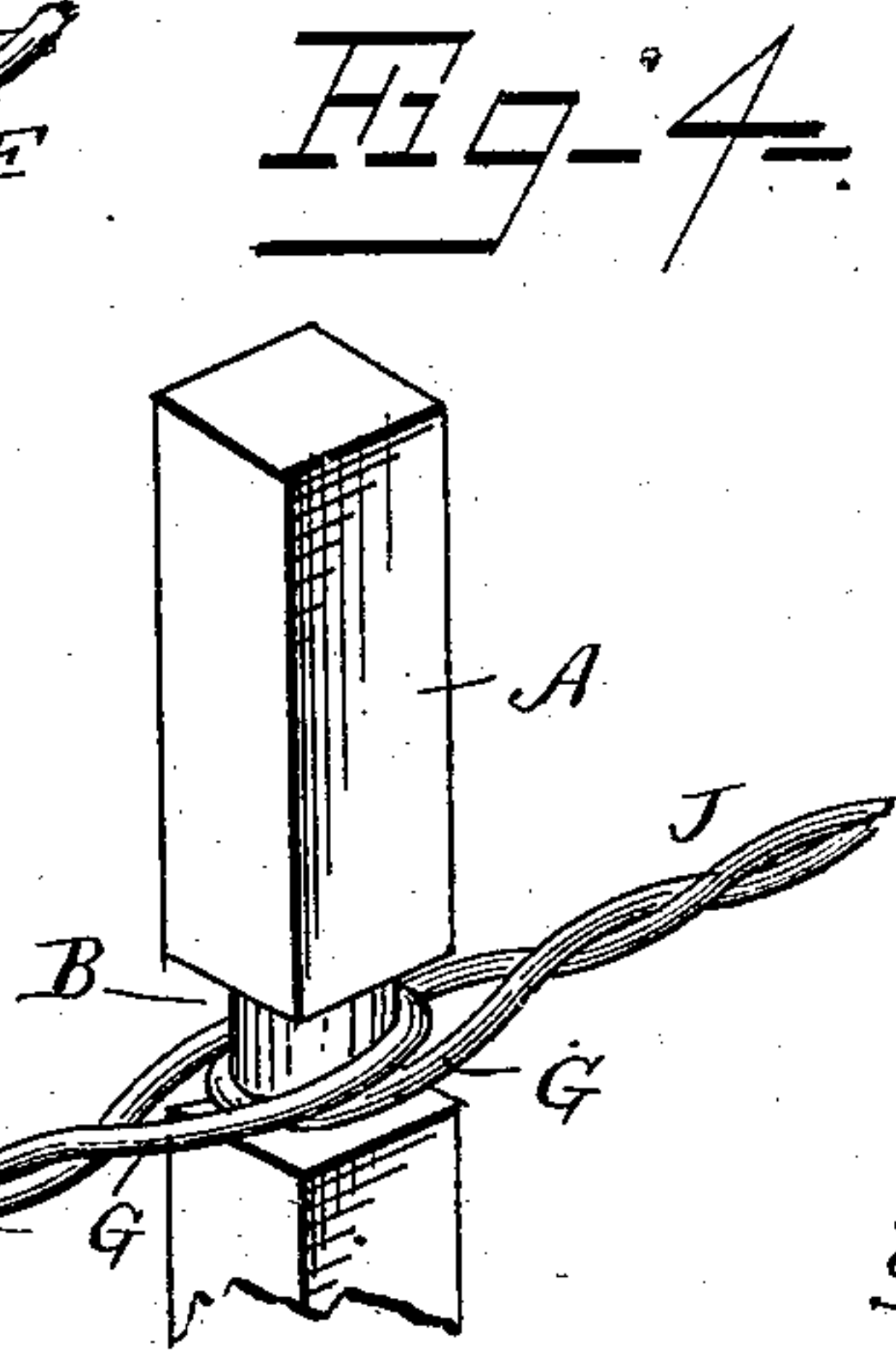
No. 289,803.

Patented Dec. 11, 1883.



WITNESSES

Reed Sittell
J. B. Noyes



INVENTOR

C. W. Bethea
by *C. A. Snow & Co.* Attorneys

UNITED STATES PATENT OFFICE.

CADE W. BETHEA, OF LITTLE ROCK, SOUTH CAROLINA.

WIRE FENCE.

SPECIFICATION forming part of Letters Patent No. 289,803, dated December 11, 1883.
Application filed February 15, 1883. (No model.)

To all whom it may concern:

Be it known that I, CADE W. BETHEA, a citizen of the United States, residing at Little Rock, in the county of Marion and State of South Carolina, have invented a new and useful Wire Fence, of which the following is a specification, reference being had to the accompanying drawings.

This invention relates to wire fences, and has for its object to provide a simple, durable, inexpensive, and efficient fence that can be easily constructed and operated to provide a gate or entrance at any desired place.

In the drawings, Figure 1 is a perspective view of a section of my improved fence. Fig. 2 is a top view of the same. Fig. 3 is a detail perspective view, showing the connection of the strands of wire to the hook-piece on the post. Fig. 4 is a like view, showing the loops of the strands encircling the groove in the post. Fig. 5 is a vertical detail sectional view of a portion of one of the posts.

Referring to the drawings, A designates the posts of my improved fence, which consist of simple uprights secured in position by being driven into the ground or in any other suitable manner, and provided with a series of circumferential grooves, B, arranged one above the other, as shown.

In the grooves of the end posts, A² A², of the section are secured hook-pieces C. These hook-pieces C are formed from a piece or strip of wire rod having its central portion, D, bent in the form of an encircling loop in the groove of the post, and having its two projecting ends E E bent to form the hooks.

The strands of wire forming the fence are formed of a single piece of wire rod, having its ends F F bent over to form loops G G at each end, from which loops the said ends are intertwined with the main portion H of the

wire, as shown at J. These strands are placed in position by having their end loops, G, arranged in the grooves of the posts, as shown in the drawings, while the ends of the end strands of the section are hooked over the hooks on the pieces C. The loops of the end strands can be readily disengaged from the said hooked pieces to admit of the passage of stock, or for any other purpose, and can as readily be engaged again to close the breach thus made in the fence.

When it is desired to form the strands between the posts of the fence in sections, instead of one long strand, any desired number of short strands above described can be connected by interlooping their ends, as at K, to form the desired length.

The advantages of my invention are obvious. It is understood that either barbed or plain wire can be used.

I claim as my invention—

As an improvement in fences, the combination of the posts having a series of circumferential grooves arranged one above the other, the hook-pieces formed of a single piece of wire bent to form a central loop that encircles and is retained in the groove, and having its ends projecting from this central loop and bent to form hooks, and the strands of wire having their ends bent over and intertwined with the main portion of the strand to form loops at the ends of the latter, which loops are engaged over the hooks and adjoining posts, as set forth.

In testimony that I claim the foregoing as my own I have hereto affixed my signature in presence of two witnesses.

CADE W. BETHEA.

Witnesses:

WILSON CONNER,
D. MCK. BRADY.