

(No Model.)

C. W. JENKS.
BAG OR SATCHEL.

No. 287,680.

Patented Oct. 30, 1883.

Fig. 1.

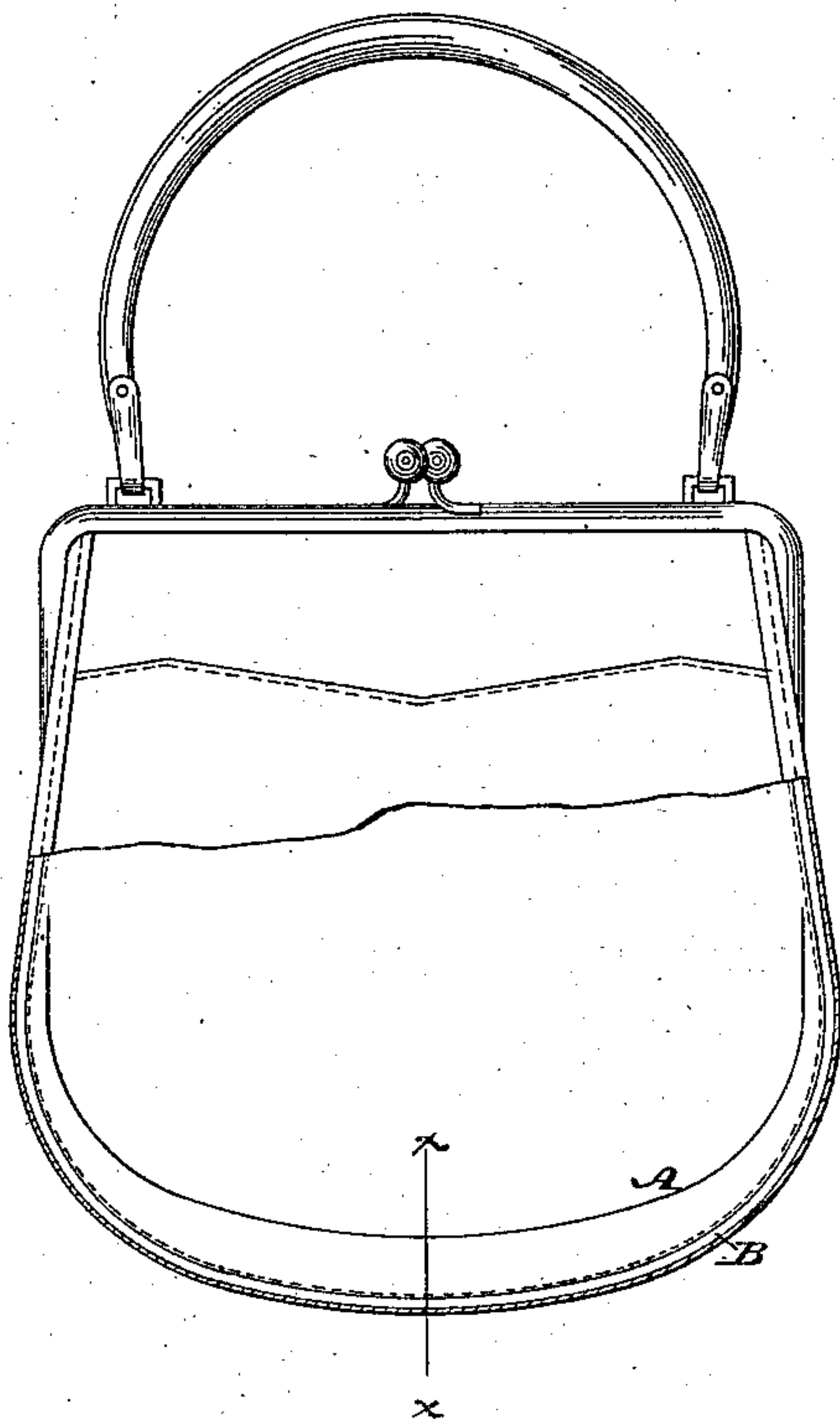


Fig. 3.

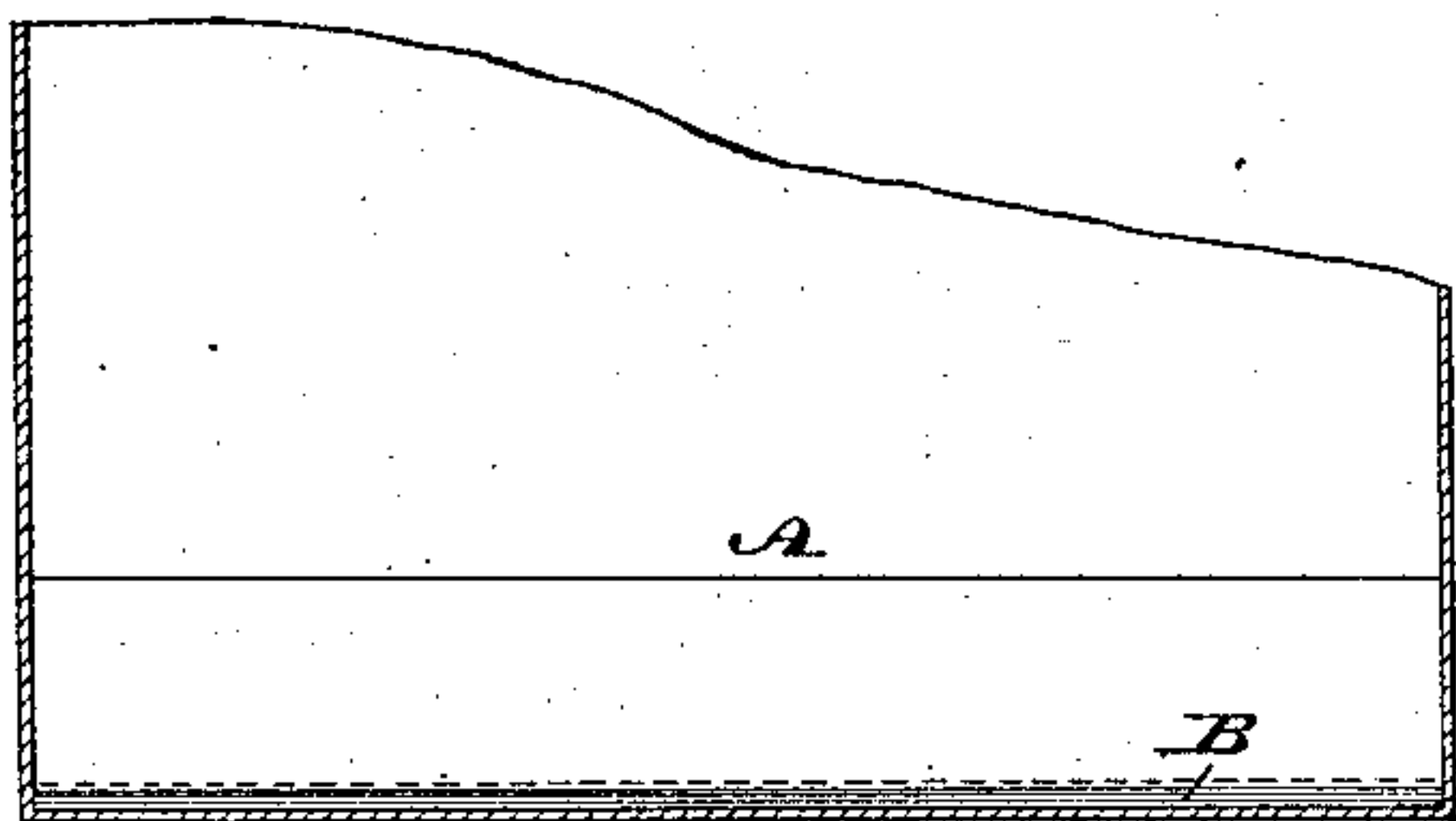


Fig. 4.

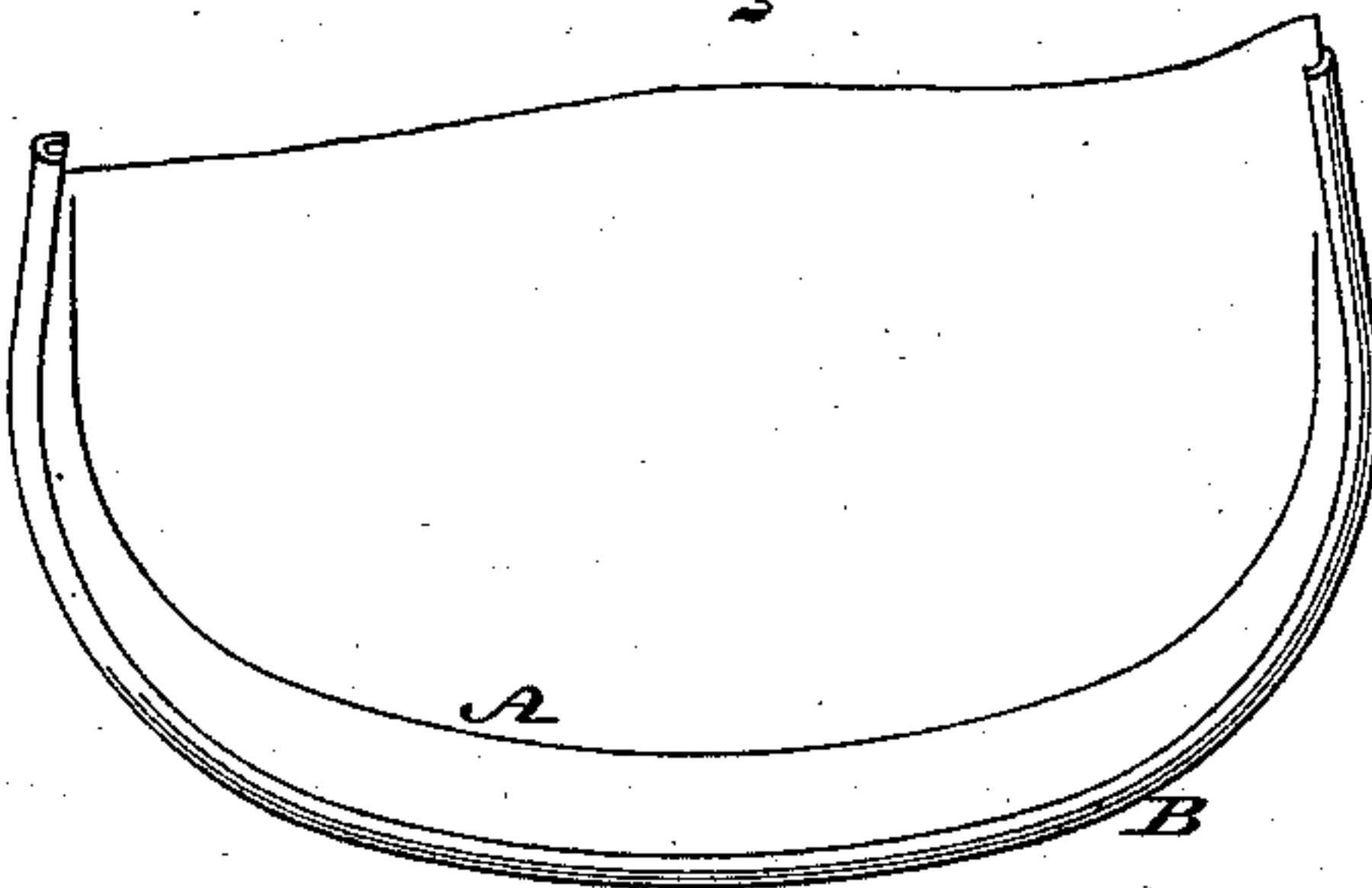


Fig. 2.



Fig. 5.

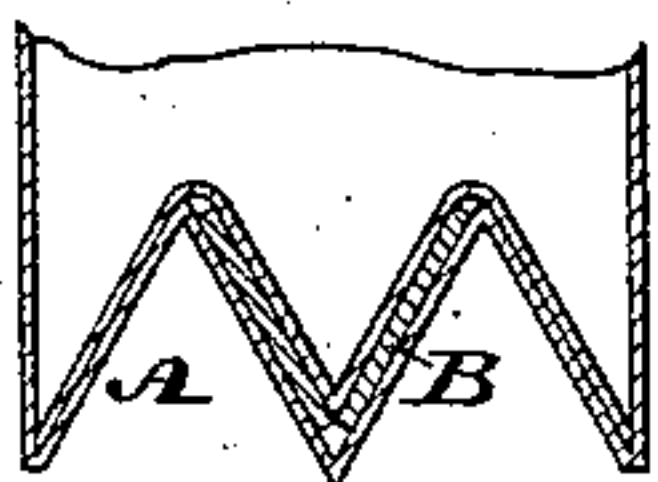
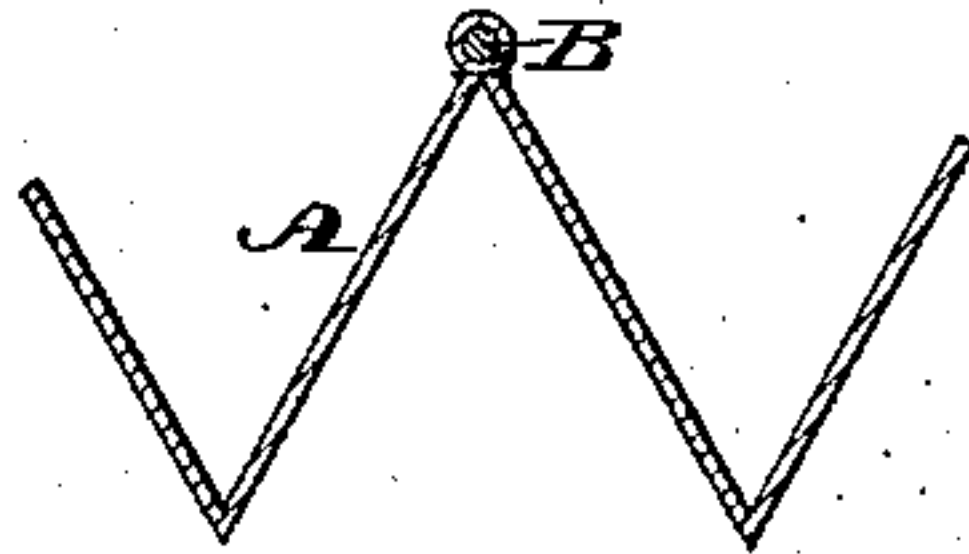


Fig. 6.



WITNESSES:

L. Douville
W. F. Kircher

INVENTOR:

Charles W. Jenks,
BY John A. Dierksheim
ATTORNEY

UNITED STATES PATENT OFFICE.

CHARLES W. JENKS, OF PHILADELPHIA, PENNSYLVANIA.

BAG OR SATCHEL.

SPECIFICATION forming part of Letters Patent No. 287,680, dated October 30, 1883.

Application filed August 16, 1883. (No model.)

To all whom it may concern:

Be it known that I, CHARLES W. JENKS, a citizen of the United States, residing at Philadelphia, in the county of Philadelphia and State of Pennsylvania, have invented a new and useful Improvement on Bags or Satchels, of which the following is a specification.

In the accompanying drawings, Figure 1 is a side elevation, partly broken away, of a satchel or bag embodying my invention. Fig. 2 is a section of a portion in line *x x*, Fig. 1. Figs. 3 and 4 are views of modifications. Figs. 5 and 6 are sections of modifications.

Similar letters of reference correspond in the several figures.

It is well known that bags or satchels are so constructed that when articles are placed therein the gussets yield and sag, thus presenting an undesirable appearance and injuring the bottoms of the bags or satchels. This defect is remedied by my invention, which consists in bracing and stiffening the gussets by means of stays, as will be hereinafter fully set forth.

Referring to the drawings, Figs. 1 and 2, A represents the gussets of a bag or satchel of ordinary form and construction. B represents a stay formed of a strip or piece of rigid material—such as wire, sheet metal, reed, wood, rattan, &c.—which is secured to the central gusset and extends along down the sides and bottom thereof. It will be seen that, owing

to the attachment of the stay B to the gusset, the bottom of the latter is stiffened and braced and prevented from yielding and breaking down or sagging, and any weight superimposed on the gusset is restrained by said stay B.

In Fig. 3 the stay is applied to a flat-bottom bag or satchel, and may be continued upward along the sides thereof.

In Fig. 4 the stay is of the form of a bent or flanged piece of metal clinched to the bottom of the gusset, upon the outer edge thereof.

In Fig. 5 a stay is shown formed of flat pieces secured to the opposite sides of the gusset, and in Fig. 6 the stay is connected with a gusset at the top thereof, the results of the constructions shown in Figs. 3, 4, 5, and 6 being similar to those of Fig. 1.

It is evident that each gusset may be stiffened and braced by a stay at top or bottom, or both, as desired.

Having thus described my invention, what I claim as new, and desire to protect by Letters Patent, is—

A bag or satchel having at its bottom a stay of rigid material connected with a gusset thereof, substantially as and for the purpose set forth.

CHARLES W. JENKS.

Witnesses:

JOHN A. WIEDERSHEIM,
W. F. KIRCHER.