

(No Model.)

W. P. RICHARDS.
UMBRELLA CASE FASTENER.

No. 287,474.

Patented Oct. 30, 1883.

Fig. 3.

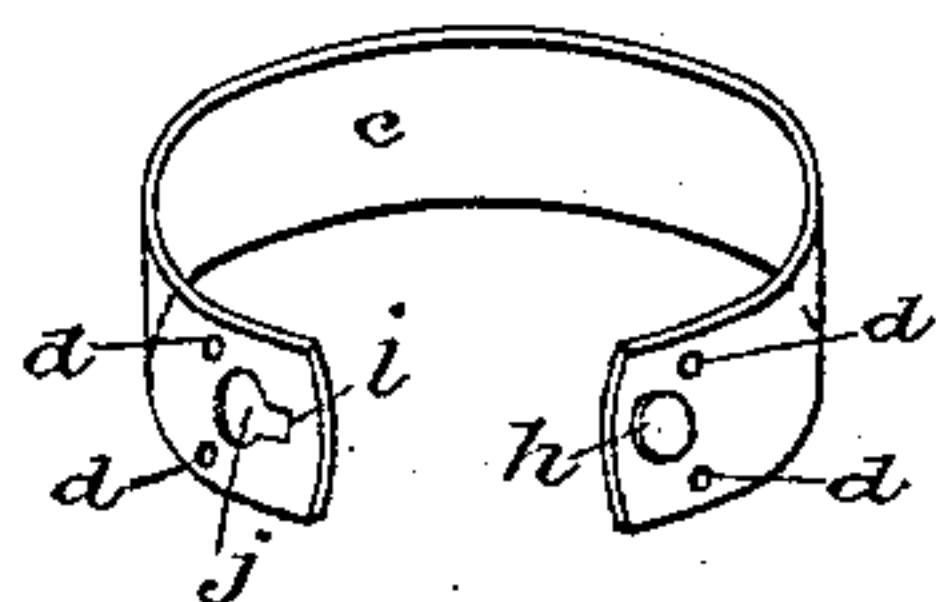


Fig. 2.

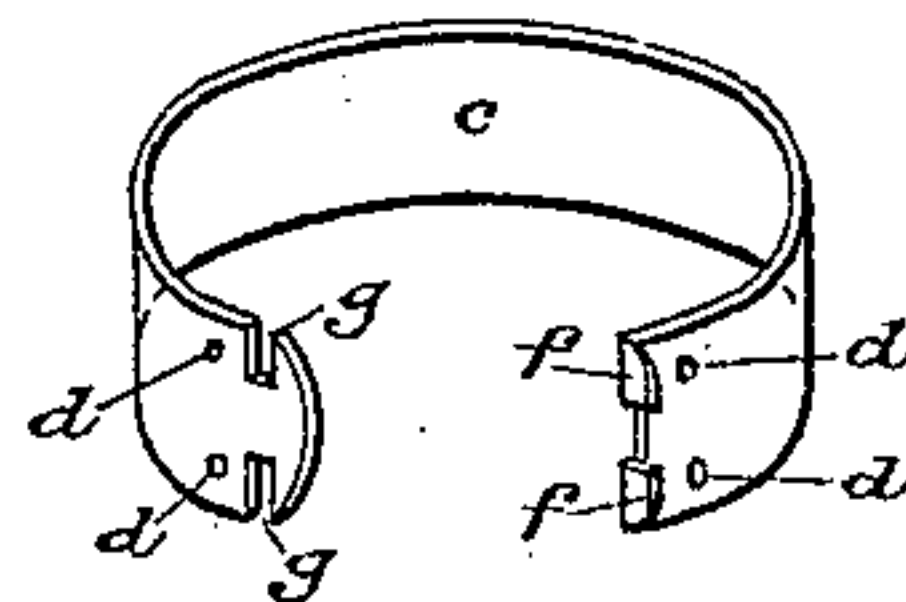
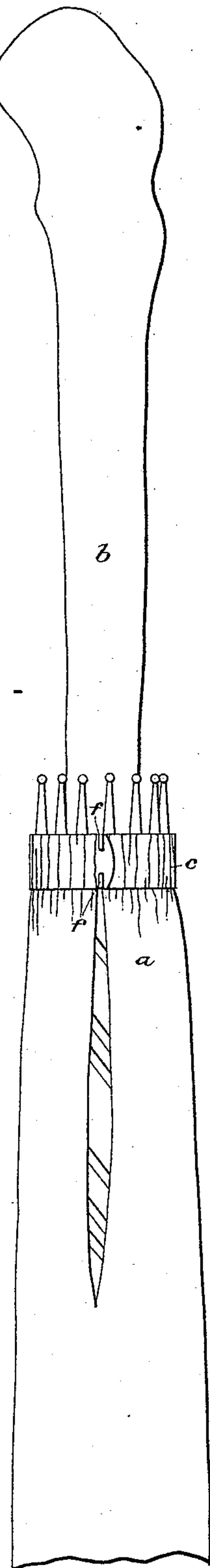


Fig. 1.



WITNESSES:

Wm M. Reilly,
E. M. Newbury.

INVENTOR:

William P. Richards.
By his Attorney,
J. B. Newell.

UNITED STATES PATENT OFFICE.

WILLIAM P. RICHARDS, OF ORANGE, NEW JERSEY.

UMBRELLA-CASE FASTENER.

SPECIFICATION forming part of Letters Patent No. 287,474, dated October 30, 1883.

Application filed June 15, 1883. (No model.)

To all whom it may concern:

Be it known that I, WILLIAM P. RICHARDS, a citizen of the United States, residing at Orange, in the county of Essex and State of New Jersey, have invented certain new and useful Improvements in Umbrella-Case Fasteners, of which the following is a specification.

My invention relates to improvements in the casings or coverings used to inclose the body of an umbrella when it is folded together; and the object of my invention is to provide an elastic fastener for confining the top of such casing around the umbrella, so as to effect a neat and perfect adjustment without strain upon the fabric at the point of fastening.

In the accompanying drawings, which serve to illustrate my invention, Figure 1 is a side view of a portion of an umbrella and its case with my improved fastener. Fig. 2 is a perspective view of the fastening-band removed from the case; and Fig. 3 is a similar view of the fastening-band, showing a modification of the locking device.

In making up the ordinary tubular case or cover to inclose the body of an umbrella in its closed position it must, of necessity, be left open a short distance of its length, in order to enable it to be drawn over the umbrella, and the sides of this slit are overlapped and held together by a fastener after the umbrella is inserted. Heretofore this fastening device has consisted of a button and loop, or button and ring-strap, sewed on the outside of the case or cover; but this style of fastener is objectionable, as the casing, being generally made of silk or similar delicate fabric, cannot resist the strain necessarily brought upon the button, and it soon tears, or both the button and loop are often entirely wrenched off in endeavoring to secure the fastening of the case.

The purpose of my invention is to overcome these difficulties, and to accomplish this I arrange a clasp-band in the top of the case, consisting of a thin strip of metal, properly tempered, and provided with means for securing its ends together and retaining it on the umbrella.

Let *a* represent, in general, the outside case or cover enveloping the umbrella *b*. In the top edge of the case I provide a hem or welt to receive the clasp-band *c*. In Fig. 1 the

case is shown secured in place by the inserted clasp, and in Figs. 2 and 3 the clasp-band is shown removed. The fastener *c* is composed of a thin strip of metal bent into circular form and suitably tempered. Near each end are provided a number of holes, *d d*, to receive the stitches for confining it within the hem of the case.

The locking device shown in Figs. 1 and 2 represents a form of catch particularly adapted for this purpose. On one end of the band or strip are provided two upwardly-turned lips, *ff*, which project about at right angles thereto. At the opposite end slots *g g*, running transversely, are formed in each edge, to receive the lips *ff*. By pressing the two ends of the band together, and at the same time depressing slightly the lip end, the engagement of the ends may very easily be effected. The band *c* is entirely concealed within the case, excepting that the ends project just enough to allow the catch to be visible, and hence a very neat and perfect adjustment is attained without any strain upon the material.

In Fig. 3 is represented a modification of the locking device. A button or knob, *h*, having a short neck, is provided on one end of the band *c*, and a longitudinal slot, *i*, having an enlarged end, *j*, on the opposite end. By pressing the ends of the band together the button is forced up into the slot and retained in the narrow end thereof.

What I claim as new, and desire to secure by Letters Patent, is—

1. As a new article of manufacture, an umbrella-case provided with a clasp-band for securing its open edges together, as set forth.

2. The combination, with an umbrella case or cover, of a clasp-band inserted in the top edge thereof, and provided with a locking device for securing the ends together, substantially as described.

3. An umbrella and parasol case fastener, consisting of a clasp-band having upwardly-turned lips on one end and corresponding slots or recesses on the opposite end, with means for securing it to the case or cover, as and for the purpose set forth.

WILLIAM P. RICHARDS.

Witnesses:

MONROE GREEN,

FRANK B. VAN SICKLEN.]