

(No Model.)

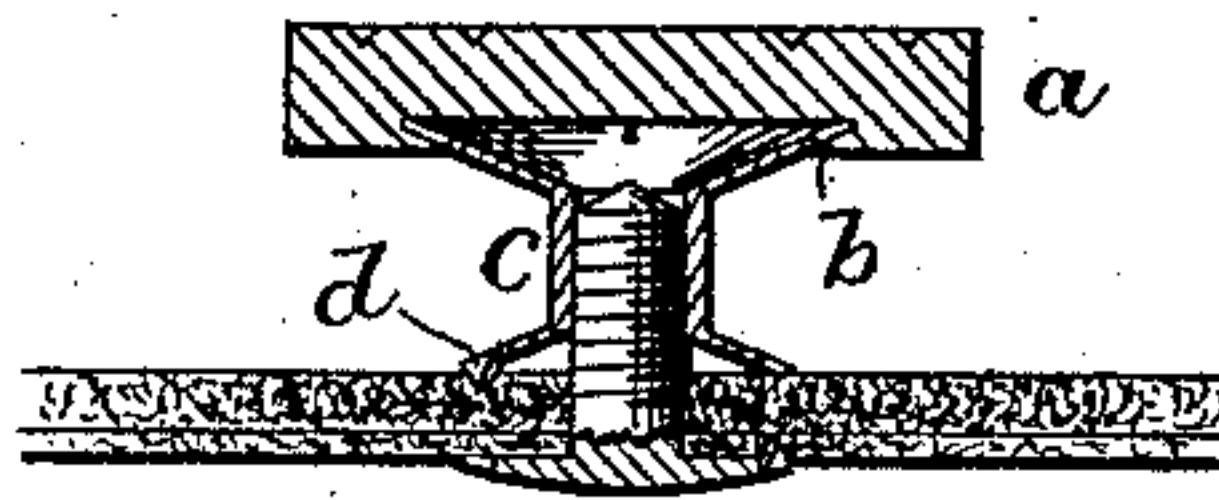
C. S. SNIVELY & W. F. PALMER.

BUTTON.

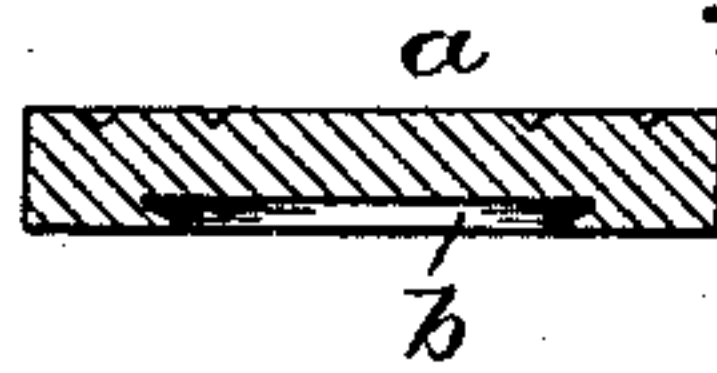
No. 286,860.

Patented Oct. 16, 1883.

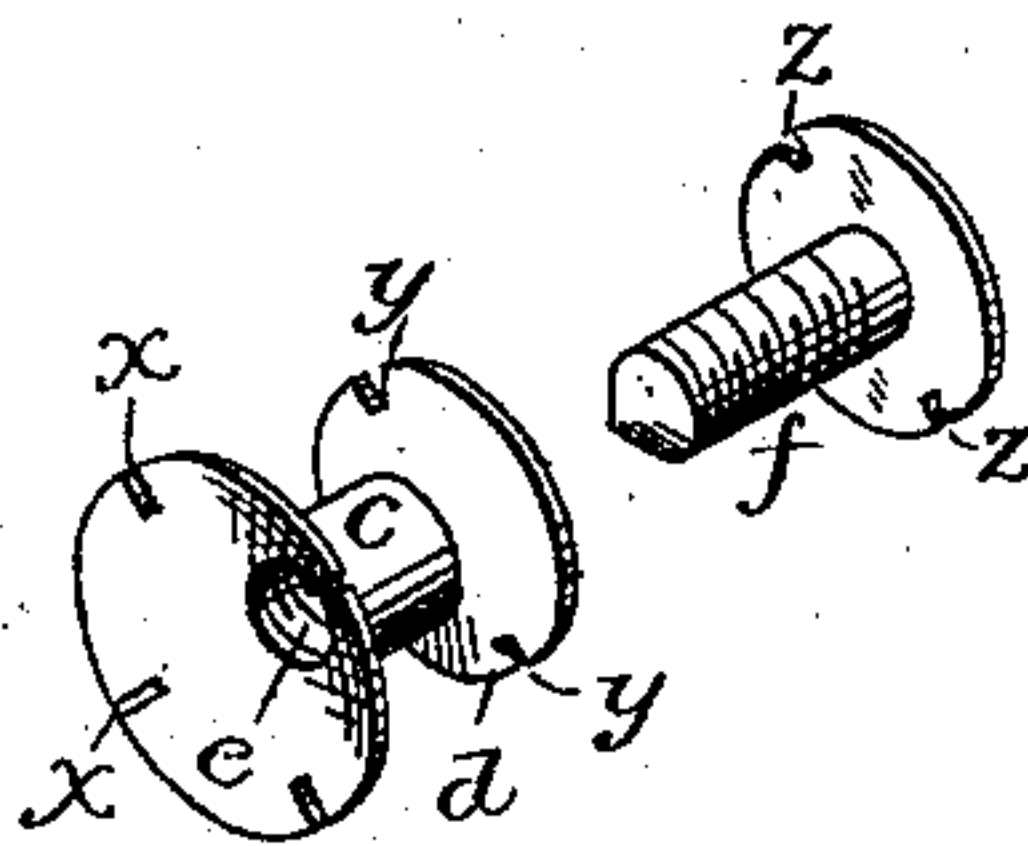
*Fig. 1.*



*Fig. 2.*



*Fig. 3.*



*Attest:*

*Count A. Cooper*  
*C. B. Humphrey*

*C. S. Snively*  
*Wm. F. Palmer*

*Inventors:*

*by*  
*Foster & Freeman*  
*attys*

# UNITED STATES PATENT OFFICE.

CORYDON S. SNIVELY AND WILLIAM F. PALMER, OF CARMI, ILLINOIS.

## BUTTON.

SPECIFICATION forming part of Letters Patent No. 286,860, dated October 16, 1883.

Application filed July 13, 1883. (No model.)

*To all whom it may concern:*

Be it known that we, CORYDON S. SNIVELY and WILLIAM F. PALMER, both of Carmi, county of White, and State of Illinois, have invented a new and useful Improvement in Separable Buttons, of which the following is a specification.

Our invention relates to separable buttons; and it consists in a button made in parts, and provided with means for joining the parts together and fastening the button to the fabric, as more particularly pointed out hereinafter.

In the drawings, in which like letters refer to like parts, and which form part of this specification, Figure 1 is a sectional view of the button applied to a fabric. Fig. 2 is a sectional view of the head of the button, and Fig. 3 is a view of the shank and clamping-flange detached.

The head *a* of the button may be of any well-known and suitable material, such as horn, rubber, metal, wood, &c. The face of the button may be ornamented in any desired manner, or covered with any desired material. At the rear side of the button-head is a recess, *b*, having the edges cut under or beveled.

The shank *c* consists of a tubular piece, preferably of metal, provided at each end with a flange. The upper flange is bowed or dished, and is provided with several slits, *x*, in the edge. By this construction the shank can be easily attached to the button-head by placing the dished or concave flange in the recess *b*, and giving it a smart blow, when the flange will be forced into the recess, the slits allowing it to expand and become flattened, so that its edges are introduced underneath the beveled or undercut edges of the recess. This construction allows the use of any desired ornamentation of the face of the button, whether the button be solid or cloth-covered. The flange at the lower end of the shank is provided with slits *y*, cut in the opposite sides, and has one corner of the flange turned outward to form a barb, *d*, for the purpose herein-after described. In the center of the shank *c* is a screw-threaded cavity, *e*. Into this cavity *e* is screwed the fastening-clamp *f*, which consists of a screw having a flanged head provided with slits *z* on opposite sides, having one corner of the flange adjacent to each slit turned up to form a barb.

To apply the button to the fabric a small

eyelet or perforation is made, the screw of the fastening clamp is inserted therein, and then the shank is placed over the screw and the two parts are joined together, clamping the fabric between their flanges. The barbs are so bent that they do not impede the movement of the screw-fastening clamp in one direction, and the fabric can be securely fastened between the flanges. The barbs are, however, bent, so that they will prevent the clamp becoming loose, as they will catch into the fabric if the screw is turned to withdraw it. If, however, it is desired to remove the button when the fabric is worn, or for other reasons, it is only necessary to pass a knife-blade or other flat instrument under the barbs, or to wrap a small string or thread between the material and the barbed flanges, when the fastening-clamp can be readily unscrewed.

We are aware that buttons have been fastened to fabrics by flanges having a series of serrations on their edges; but we have found that these serrations seriously wear the fabric and cause the same to ravel. By the use of our device the shank and fastening-clamp securely bind the fabric, and do not turn or abraid the same. Other means for securing the head to the shank may be used in connection with the means described for securing the button to the fabric.

We claim—

1. The button-head *a*, provided with a flanged shank, in combination with a flanged clamping-screw, the flanges being slitted and provided with barbs, as set forth.

2. The combination of a button-head, *a*, provided with a recess, *b*, having undercut edges, with a shank, *c*, provided with a slitted concave flange, as set forth.

3. A detachable button consisting of the recessed head *a*, a shank having a concave slitted flange and a slitted barbed flange, and a fastening-clamp consisting of a screw having a barbed flange, substantially as described.

In testimony whereof we have signed our names to this specification in the presence of two subscribing witnesses.

CORYDON S. SNIVELY.  
WILLIAM F. PALMER.

Witnesses:

SAMUEL C. GOSNEY,  
GEORGE M. MCHENRY.