

(No Model.)

I. STROUSE.
NURSING CORSET.

No. 285,704.

Patented Sept. 25, 1883.

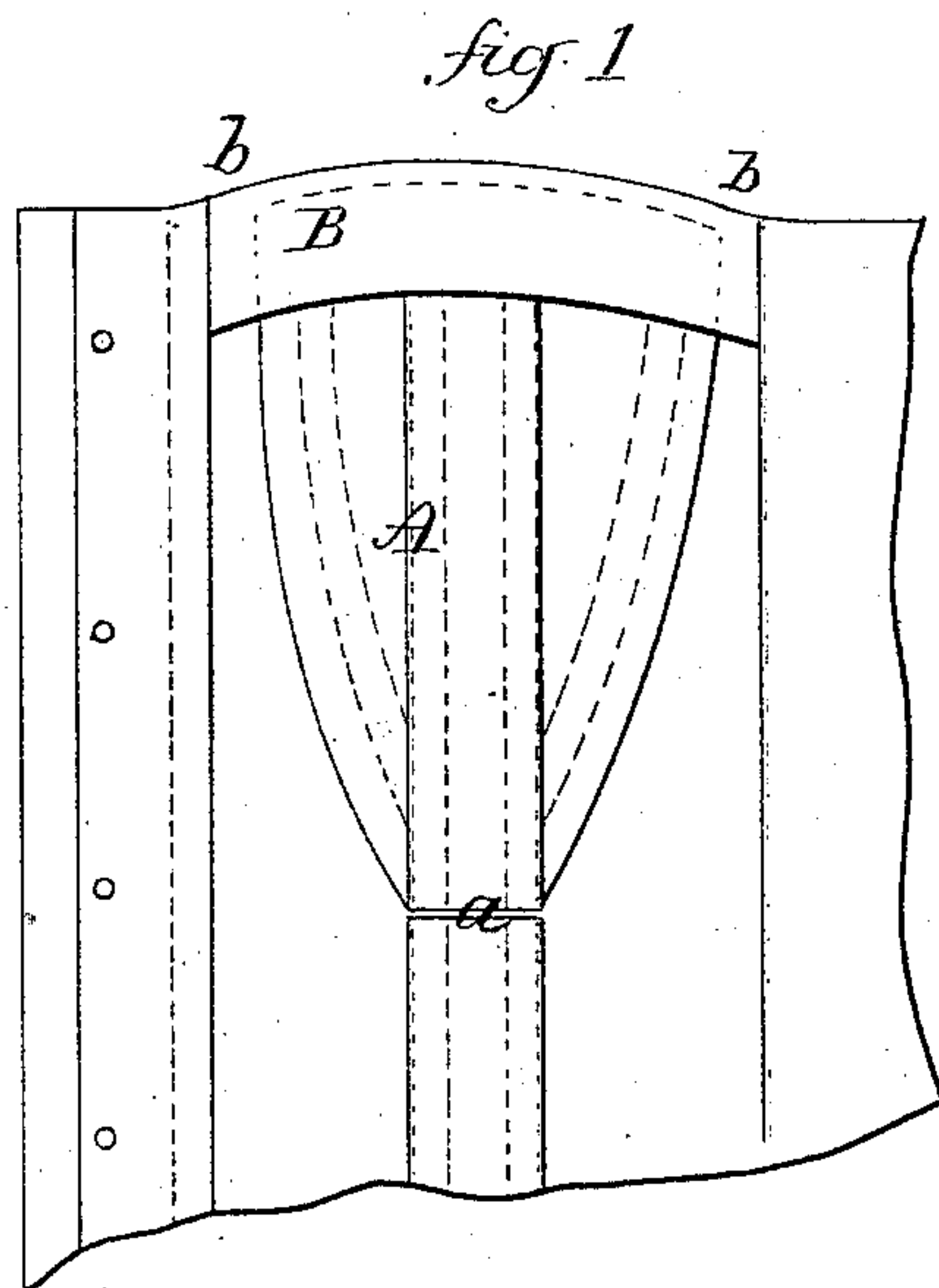


fig 2


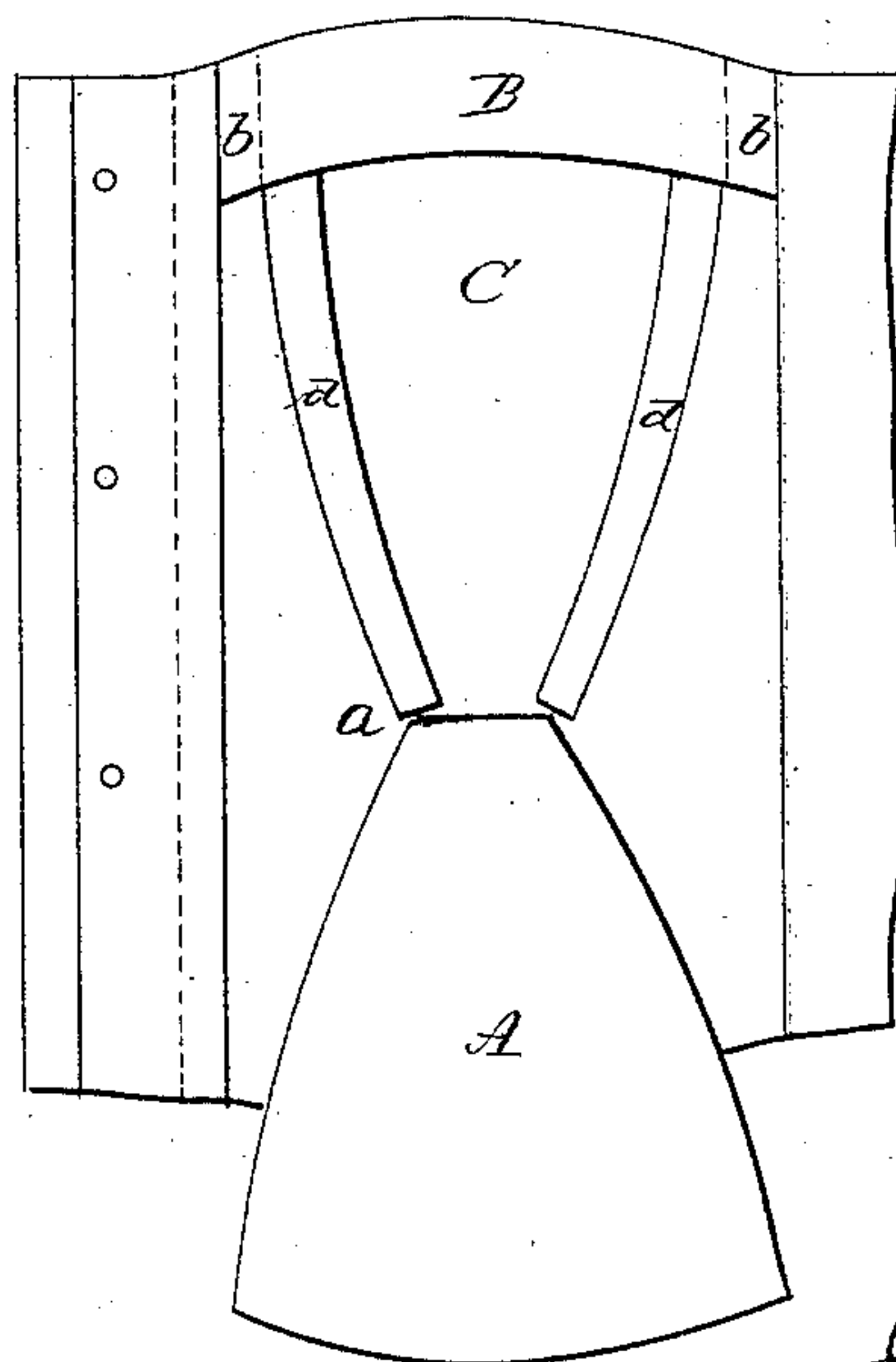


fig 3



Witnesses.
J. H. Chumney
Edw. Earle

Isaac Strouse
Inventor.
By Atty.
Edw. Earle

UNITED STATES PATENT OFFICE.

ISAAC STROUSE, OF NEW HAVEN, CONNECTICUT.

NURSING-CORSET.

SPECIFICATION forming part of Letters Patent No. 285,704, dated September 25, 1883.

Application filed May 23, 1883. (No model.)

To all whom it may concern:

Be it known that I, ISAAC STROUSE, of New Haven, in the county of New Haven and State of Connecticut, have invented a new Improvement in Nursing-Corsets; and I do hereby declare the following, when taken in connection with accompanying drawings and the letters of reference marked thereon, to be a full, clear, and exact description of the same, and which
10 said drawings constitute part of this specification, and represent, in—

Figure 1, a front view; Fig. 2, a vertical central section; Fig. 3, a front view, showing the flap turned down to open the breast portion.

15 This invention relates to an improvement in that class of corsets in which the breast portion is made so as to be opened for convenience in nursing, commonly called "nursing-corsets," the object of the invention being to
20 arrange an opening flap which will be easily and readily adjusted without the necessity of fastening attachments; and it consists in a flap hinged below the opening and so as to turn upward to close the opening, the breast portion
25 above the opening constructed to form a pocket into which to tuck the upper end of the flap, as more fully hereinafter described.

30 A represents the flap, which is of gore shape, narrow at the bottom and extending upward, and at its lower end is hinged to the body of the corset, as at *a*. This may be by any suitable hinging attachment, so that it may be freely turned up and down in opening and closing.

Across the breast portion, at the top, is a 35 band, B. The flap A is made in length sufficient to extend up inside the band B to nearly the top of the corset. The band B is secured at each edge of the opening C, as at *b*, Fig. 3, leaving the band free between those two points 40 for the introduction of the upper end of the flap.

At each edge of the opening an extension, *d*, is made inward, extending from near the 45 bottom of the opening up behind the band B, and at the top is secured to the band, and this extension may extend across behind the band, as seen in Fig. 2, and so that the upper end of the flap will stand between the band B on the outside and the cross-piece D on the inside; 50 but this cross-piece at the top is not necessary, as the band B, with the extensions *d* behind it, forms a sufficient pocket to receive and retain the upper end of the flap.

I claim—

55 A corset constructed with an opening, C, in the breast portions, with a band, B, across the opening at the top, combined with the flap A, hinged below the opening and extending up inside the band B, with the cross-piece D in 60 rear of the band and so as to inclose the upper end of the flap, substantially as described.

ISAAC STROUSE.

Witnesses:

JOS. C. EARLE,
J. H. SHUMWAY.