

(No Model.)

L. M. BEDELL.

SHOT CASE.

Patented Sept. 25, 1883.

No. 285,454.

Fig. 1.

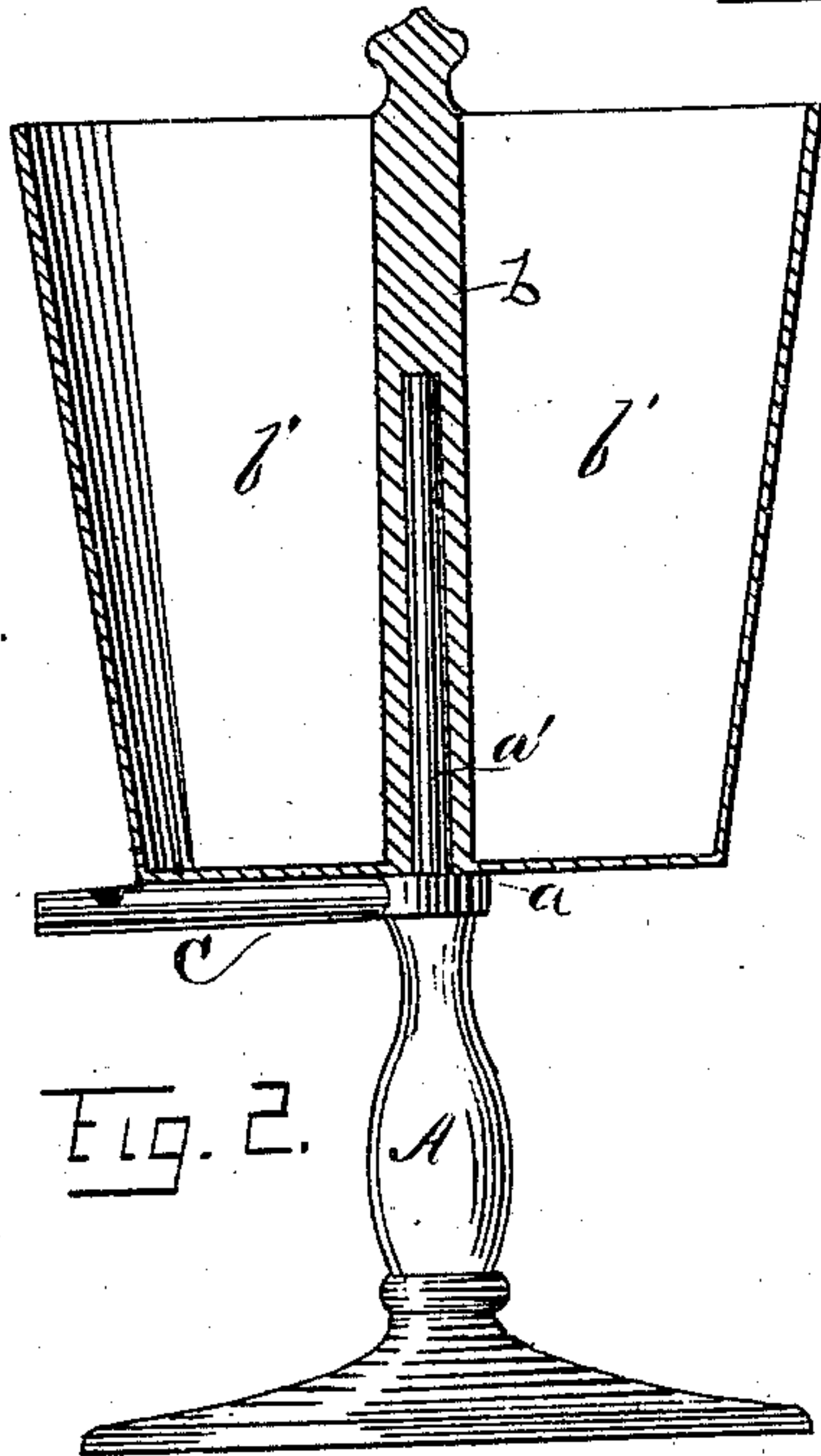
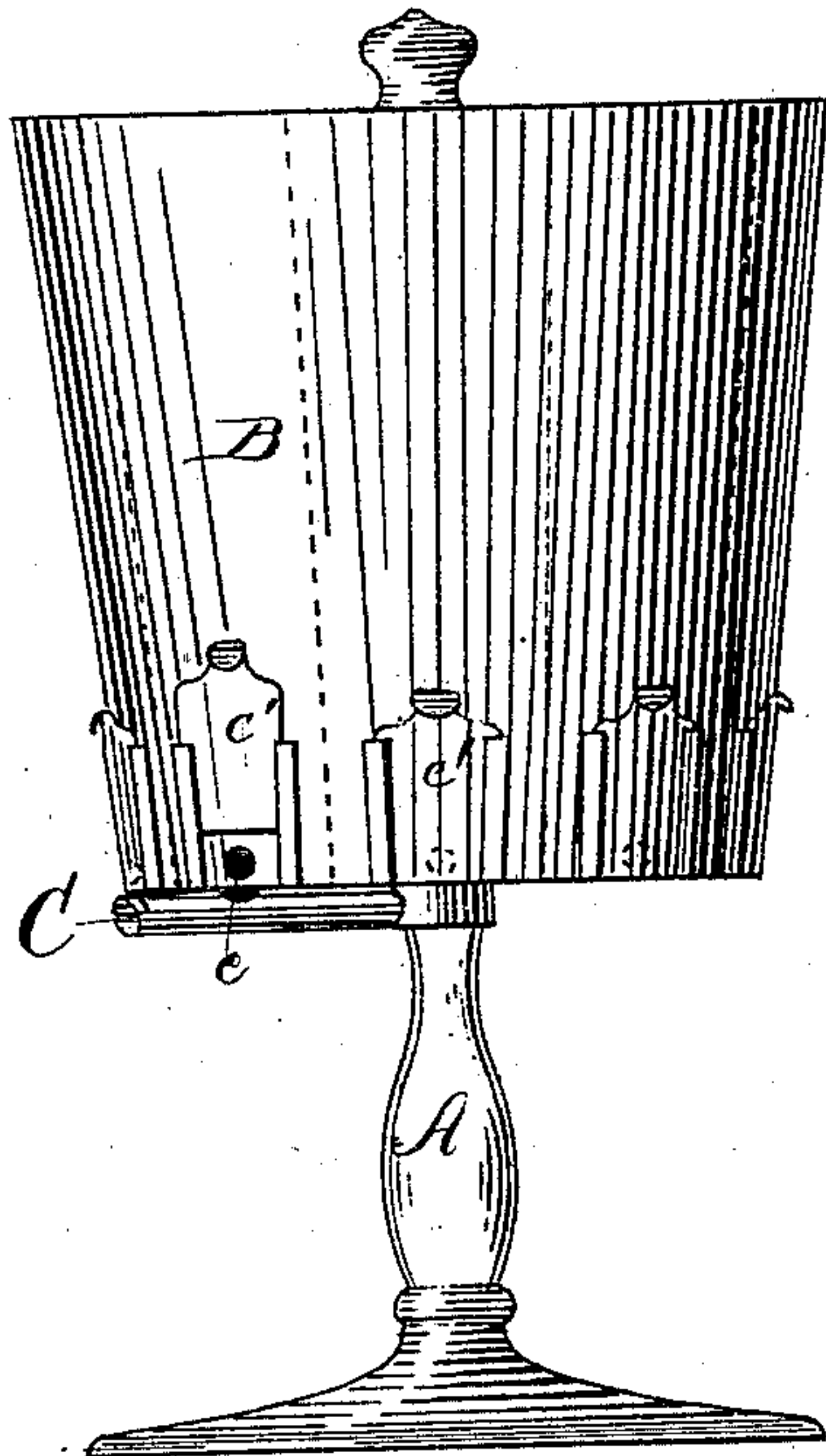
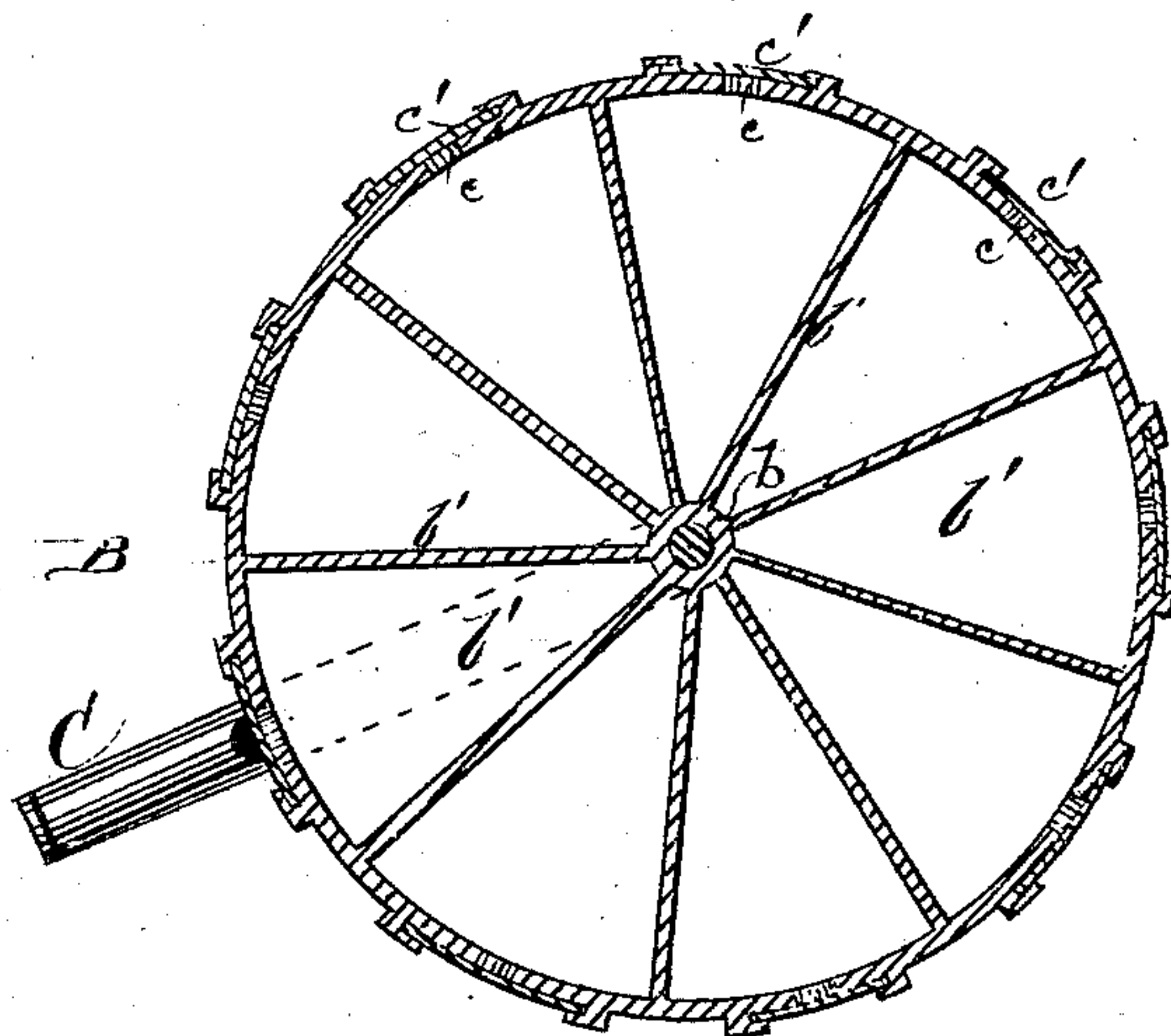


Fig. 2.

Fig. 3.



WITNESSES:

O. L. Owen.  
H. C. McArthur.

INVENTOR:

L. M. Bedell.  
BY J. H. Parker  
ATTORNEY.

# UNITED STATES PATENT OFFICE.

LUCIUS M. BEDELL, OF CHETOPA, KANSAS.

## SHOT-CASE.

SPECIFICATION forming part of Letters Patent No. 285,454, dated September 25, 1883.

Application filed February 17, 1883. (No model.)

*To all whom it may concern:*

Be it known that I, LUCIUS M. BEDELL, a citizen of the United States of America, residing at Chetopa, in the county of Labette and State of Kansas, have invented a new and useful Improvement in Shot-Cases, of which the following is a specification, to wit:

This invention relates to cases for holding different sizes of shot and similar articles in stores; and it consists in a revolving case divided into a suitable number of compartments, each having an opening covered by a slide or cut-off, and mounted upon a stand provided with a spout, substantially as will be herein-  
after more fully described.

In order to enable others skilled in the art to which my invention appertains to make and use the same, I will now proceed to describe its construction, referring to the accompanying drawings, in which—

Figure 1 is a side elevation. Fig. 2 is a central vertical section, and Fig. 3 a horizontal section of my invention.

A represents a stand or base provided with a shoulder, *a*, and above this extends a spindle, *a'*.

B is a cylindrical vessel or case provided with a central hub, *b*, containing a socket for the reception of the spindle *a'* of the stand, and divided by partitions or divisions into any desired number of compartments *b'*. Each of these compartments is provided either in the bottom or side with an opening, *c*, through which the contents are drawn off and closed by a slide or cut-off, *c'*, as shown in Fig. 1. Upon the stand or base, just below the shoulder *a*, is a spout, C, which projects out under

the case or vessel B, when in place, and into which the shot falls from the different compartments.

The device makes a very handy and useful case for containing shot or similar articles, and the case may be turned to the compartment containing the size or kind desired, and the proper amount run through the spout into the weighing devices, by simply lifting the cut-off or gate *c'*.

Having thus fully described my invention, what I claim as new, and desire to secure by Letters Patent, is—

1. A revolving case divided into compartments, each of which is provided with an opening closed by a gate or cut-off, in combination with a stand or base formed with a spindle and supporting shoulder, and a spout adapted to receive the contents of either compartment as the case is revolved, substantially as set forth.

2. A shot-case consisting, essentially, of a base or stand formed with a spindle, *a'*, and shoulder *a*, and having a spout, C, in combination with a revolving case, B, formed with a suitable number of compartments, *b'*, each provided with an opening, *c*, having a slide or cut-off, *c'*, adapted when the case is revolved to register with the spout C, all constructed and arranged to operate substantially as and for the purpose set forth.

In testimony whereof I affix my signature in presence of two witnesses.

LUCIUS MELVIN BEDELL.

Witnesses:

THOS. O'HARE,  
G. C. WARD.