

(No Model.)

E. A. COOPER.
HALTER TRIMMING.

No. 284,541.

Patented Sept. 4, 1883.

Fig. 1.

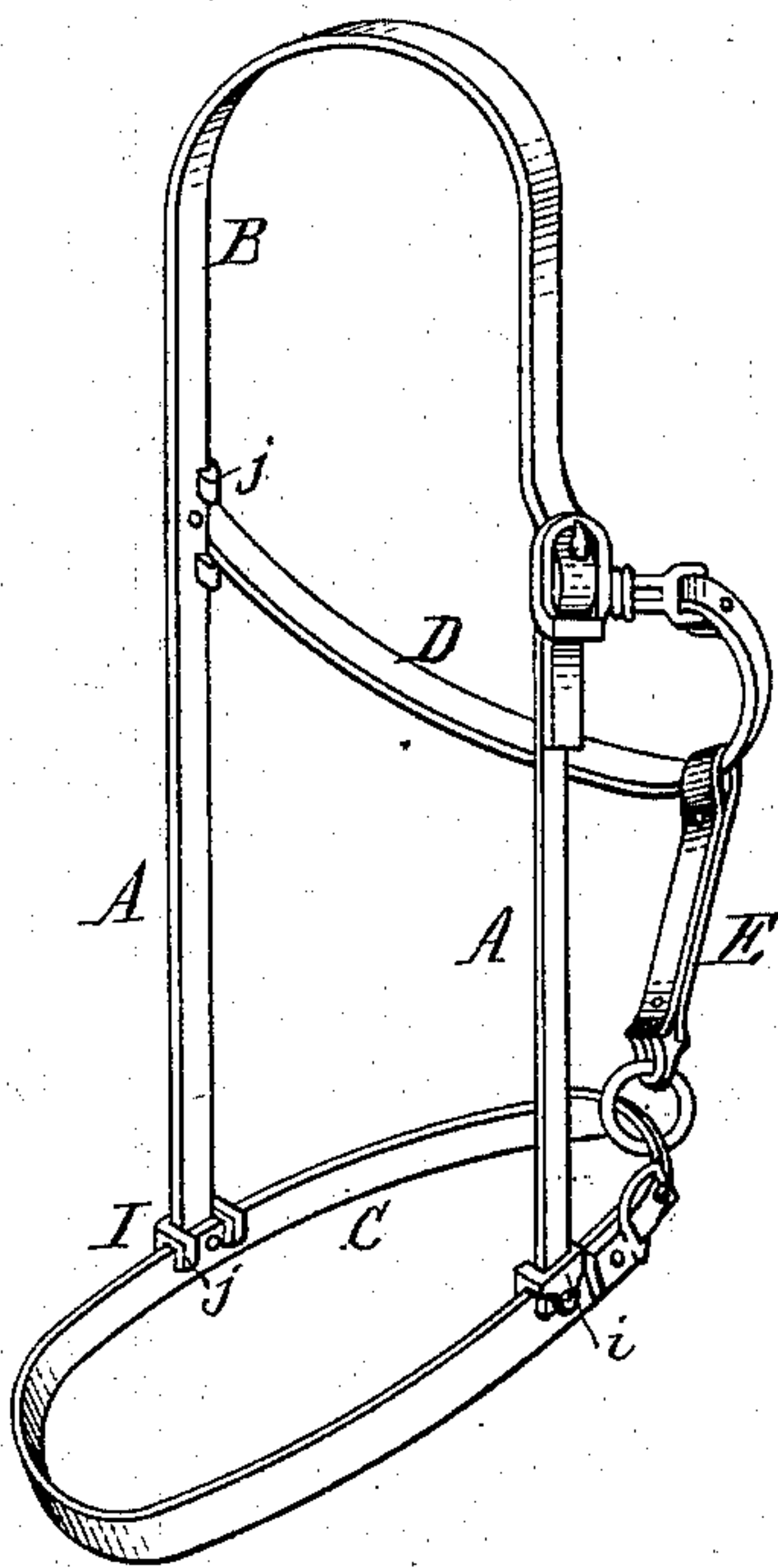


Fig. 2.

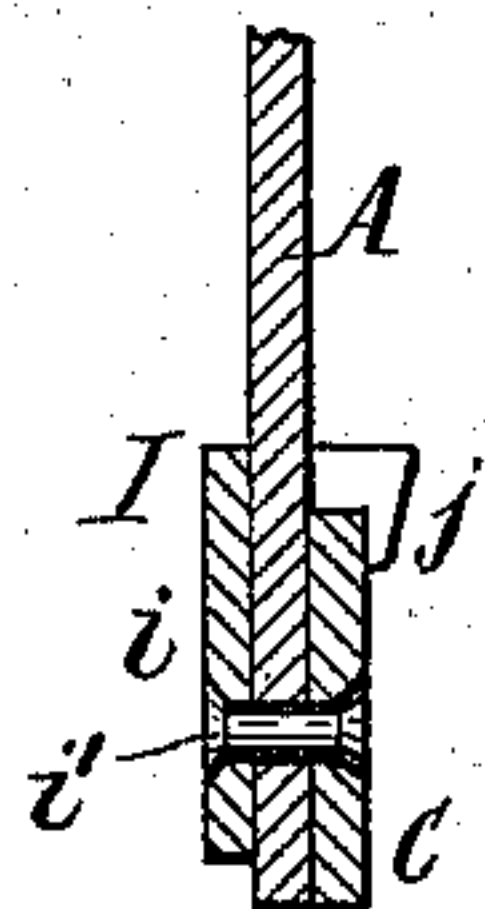


Fig. 3.

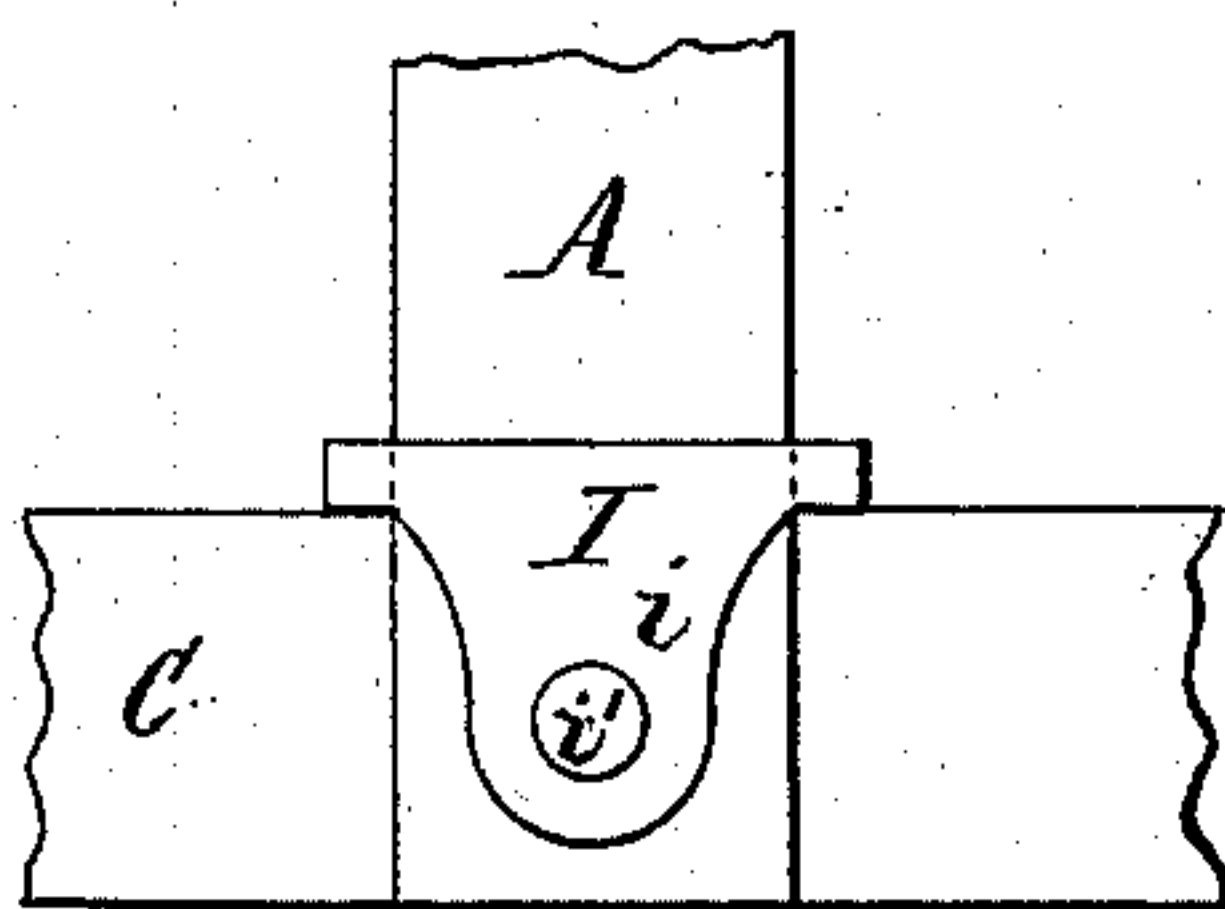


Fig. 4.

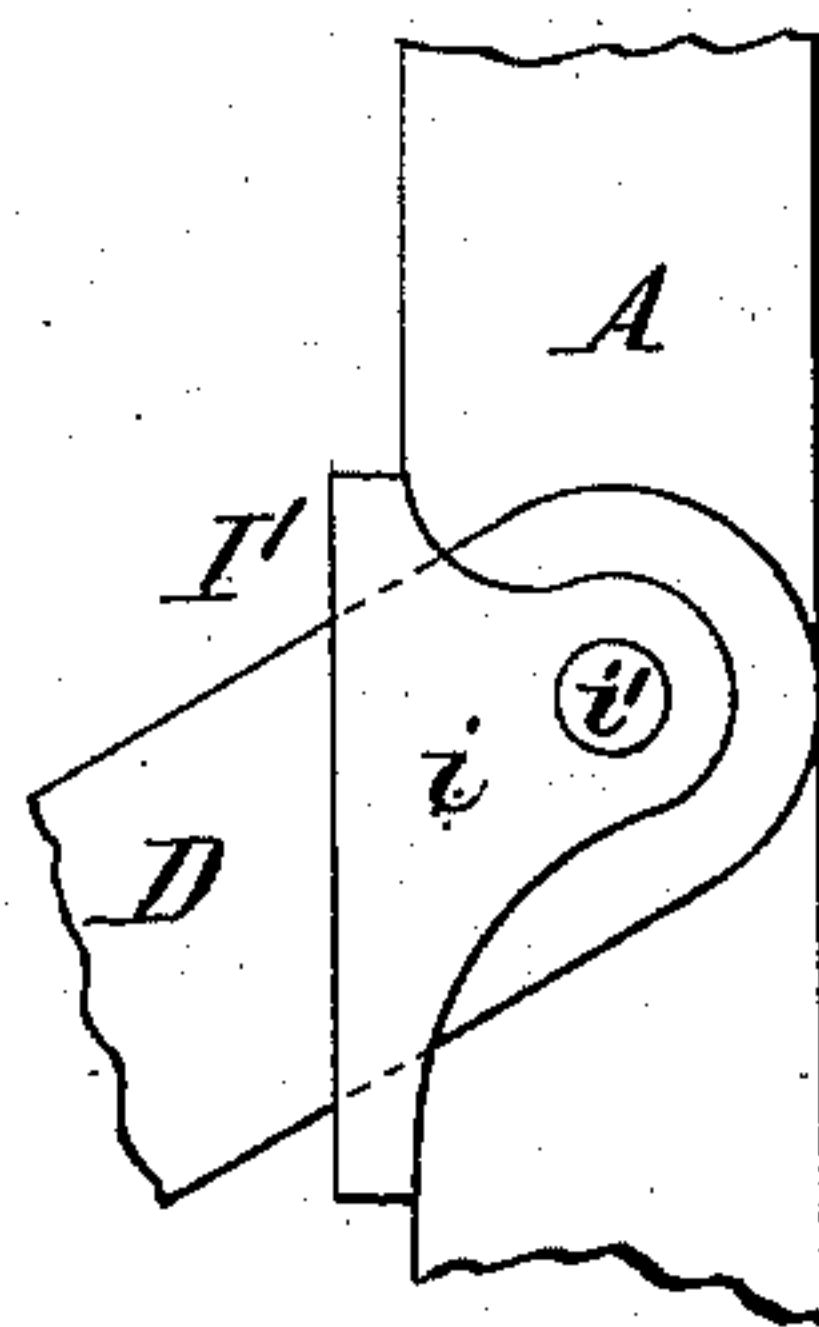
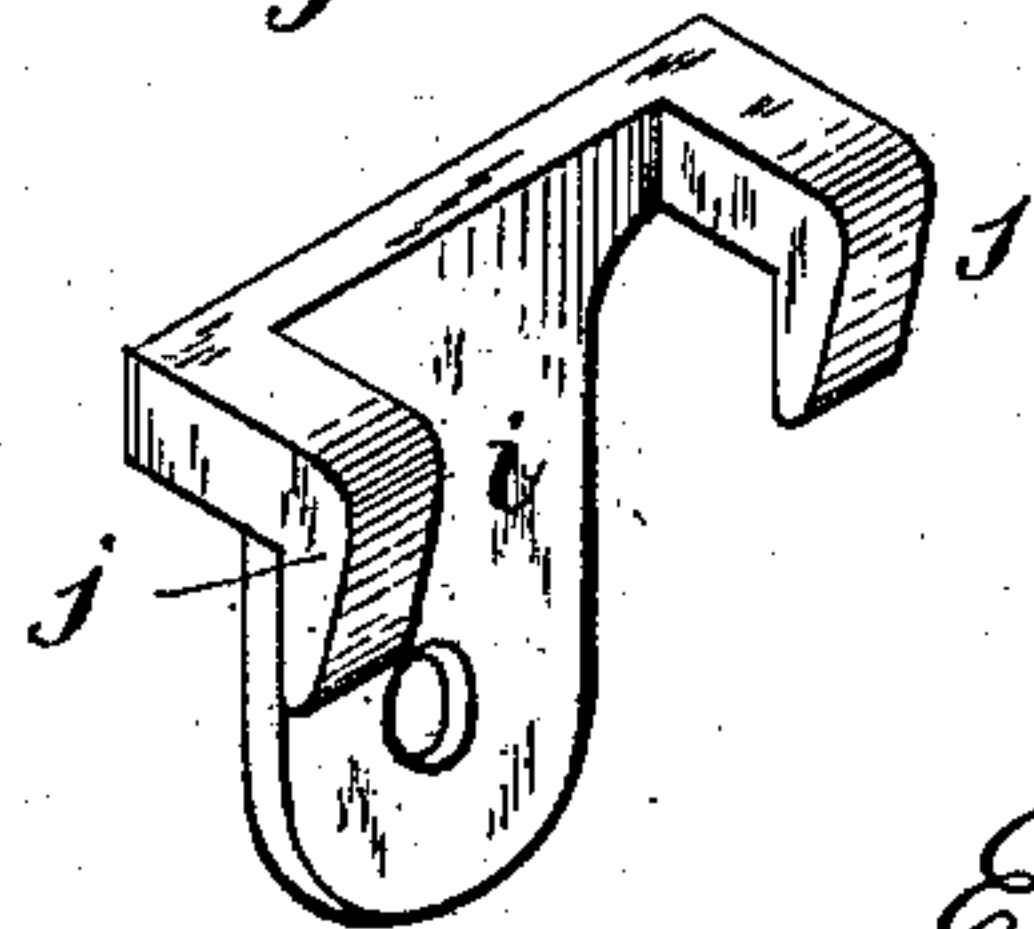


Fig. 5.



Witnesses:

Theo. L. Popp.
Geo. E. Pitman.

E. A. Cooper Inventor.
By Wilhelm H. Bounie.
Attorneys.

UNITED STATES PATENT OFFICE.

EDWARD A. COOPER, OF BUFFALO, NEW YORK, ASSIGNOR OF ONE-FOURTH,
TO OGDEN P. LETCHWORTH, OF SAME PLACE.

HALTER-TRIMMING.

SPECIFICATION forming part of Letters Patent No. 284,541, dated September 4, 1883.

Application filed July 27, 1883. (No model.)

To all whom it may concern:

Be it known that I, EDWARD A. COOPER, of the city of Buffalo, in the county of Erie and State of New York, have invented a new and
5 useful Improvement in Halter-Trimming, of which the following is a specification.

The object of this invention is the construction of a light, simple, and neat halter-trimming or metallic fastening whereby the sev-
10 eral straps of the halter are secured together; and my invention consists of the novel construction of the trimming, which will be hereinafter fully set forth, and pointed out in the claim.

15 In the accompanying drawings, Figure 1 is a perspective of a halter provided with my improvements. Fig. 2 is a vertical section, on an enlarged scale, of the lower end of a cheek-strap and the trimming whereby it is con-
20 nected with the chin-strap. Fig. 3 is a side elevation of these parts. Fig. 4 is a side elevation of the trimming whereby the fixed end of the throat-latch is secured to the cheek-strap. Fig. 5 is a perspective rear view of the
25 trimming.

Like letters of reference refer to like parts in the several figures.

30 A A represent the cheek-straps; B, an upward extension of one of the cheek-straps forming the crown-strap; C, the chin-strap; D, the throat-latch, and E the billet of the throat-latch.

I represents the trimmings or fastenings whereby the lower ends of the cheek-straps A
35 are secured to the chin-strap C, and whereby

these straps are held in their proper relative position; and I' is a similar fastening, whereby one end of the throat-latch is rigidly secured to one of the cheek-straps A. Each of these trimmings is composed of a plate, *i*, which
40 rests against the outer side of one of the straps to be secured together, and is provided with an opening for a rivet, *i'*, and hooks or claws, *j*, which extend rearwardly from both ends of one edge of the plate *i* in the angles formed
45 by the junction of the straps. In the trimmings I the claws *j* bear against the edges of the cheek-straps and overlap the top edge of the chin-strap, and in the trimming I' the claws bear against the edges of the throat-latch
50 and against the rear edge of the cheek-strap. The claws *j* serve to retain the straps in their proper relative position, and the rivets or lugs *i'* secure the trimmings to the strap and the straps to each other, the whole forming a very
55 simple and neat fastening.

If desired, a lug or rivet may be cast directly on the plates *i*, instead of providing said plates with an opening and inserting a rivet in the same, as hereinbefore described. 60

I claim as my invention—

A halter-trimming composed of a plate, *i*, and rearwardly-extending hooks or claws *j*, substantially as set forth.

Witness my hand this 23d day of July, 1883. 65

EDWARD A. COOPER.

Witnesses:

JNO. J. BONNER,
CHAS. F. GEYER.