

(No Model.)

S. E. FRENCH.
GARMENT STRETCHER.

No. 283,994.

Patented Aug. 28, 1883.

Fig. 1.

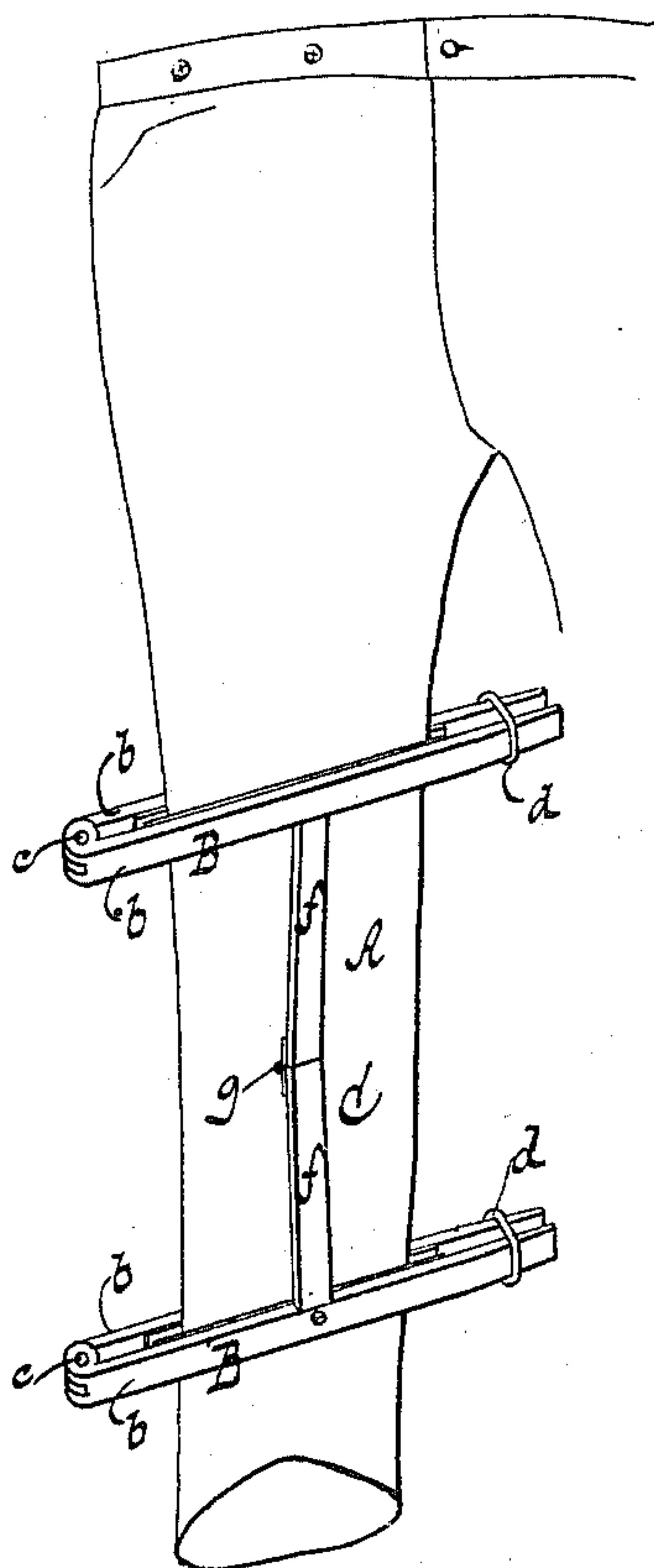


Fig. 4.

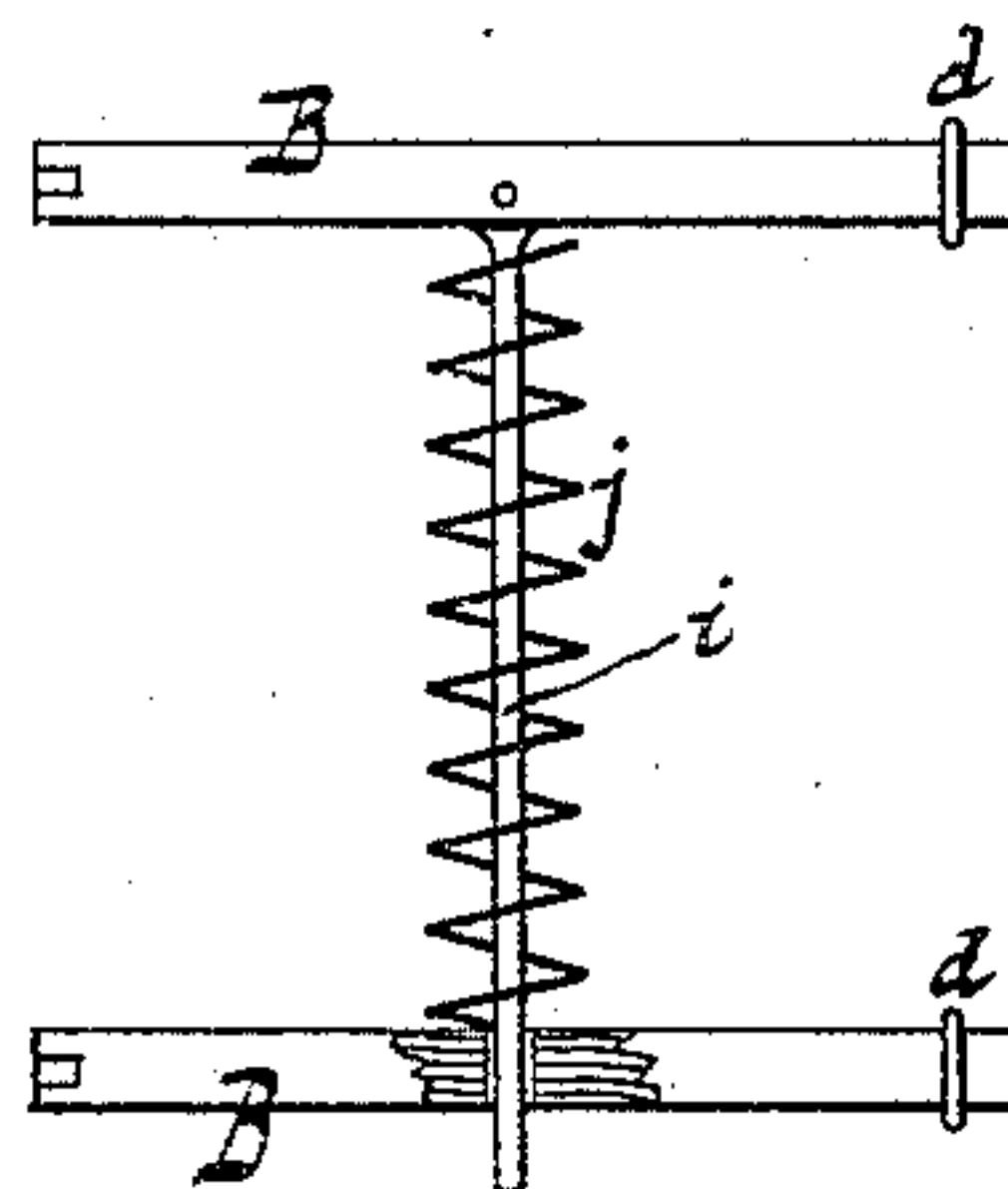


Fig. 2.


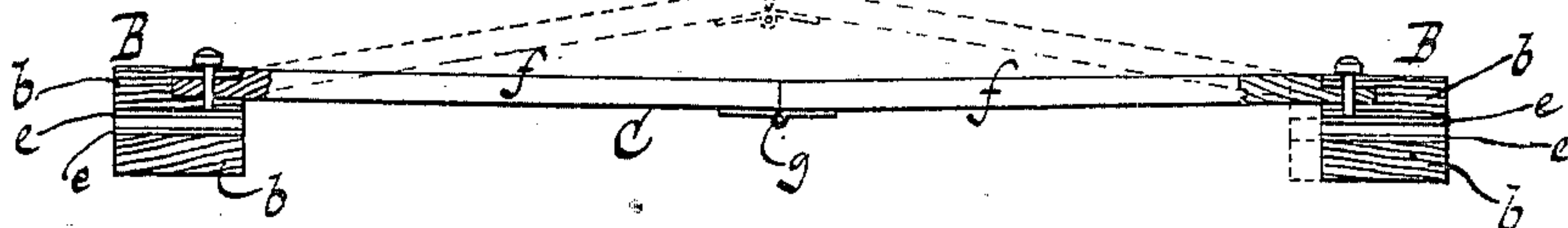


Fig. 3.



WITNESSES:

Otto Hufeland
William Miller

INVENTOR

Samuel E. French

BY Van Santvoord & Hauff

ATTORNEYS

UNITED STATES PATENT OFFICE.

SAMUEL E. FRENCH, OF NEW YORK, N. Y.

GARMENT-STRETCHER.

SPECIFICATION forming part of Letters Patent No. 283,994, dated August 28, 1883.

Application filed November 23, 1882. (No model.)

To all whom it may concern:

Be it known that I, SAMUEL E. FRENCH, a citizen of the United States, residing at New York, in the county and State of New York, have invented new and useful Improvements in Stretchers for Garments, of which the following is a specification.

This invention consists in the combination of two clamps adapted to be secured on the garment to be stretched and an expanding device which acts on the clamps, so as to retain the garment on which the clamps have been secured in a stretched condition. The expanding device is made, by preference, in the form of a toggle-brace, and the clamps are lined on the inside with plush or other suitable material, as hereinafter explained.

In the accompanying drawings, Figure 1 represents a perspective view of my stretcher. Fig. 2 is a side view of one of the clamps on a larger scale than the previous figure. Fig. 3 is a transverse section of the stretcher. Fig. 4 is a modification.

Similar letters indicate corresponding parts. My stretcher is intended particularly for stretching the legs of pantaloons, so as to remove therefrom the unshapely projections formed at the knee parts when the pantaloons are worn for a short time; but it can be used for stretching other parts of garments—such, for instance, as the sleeves of coats.

In the drawings, the letter A designates the leg of a pair of pantaloons, and B B are the two clamps. Each of these clamps consists of two jaws, *b b*, which may be united at one end by a hinge-joint, *c*, and provided at their opposite ends with a suitable catch, by means of which the same can be locked together. In the example shown in the drawings, this catch consists of a ring, *d*, which slips over the tapering ends of the jaws; but any other form of catch may be substituted. If desired, a catch may also be substituted for the hinge-joint *c*. The inner surfaces of the jaws *b b* are provided with a lining, *e*, of plush or other suitable material, so that the clamps when applied to a garment will take a firm hold with-

out injuring the fabric from which the garment is made. With these clamps is combined an expanding device, C. In the example shown in the drawings, this expanding device is made in the form of a toggle-brace composed of two arms, *f f*, which are united by a hinge-joint, *g*, and the outer ends of which engage with mortises *h* in the clamps B B. While the clamps are being adjusted to the garment the toggle-brace is bent upward, as indicated in dotted lines in Fig. 3, and after the clamps have been firmly fastened in the required position the center of the toggle-brace is depressed to the position shown in Fig. 1 and in full lines in Fig. 3, and thereby the clamps are forced apart and the garment is stretched and retained in this stretched position. Instead of the toggle-brace, however, expanding devices of a different construction may be used—such, for instance, as indicated in Fig. 4, where B B are the two clamps, *i* is a rod firmly secured in one clamp and passing loosely through one of the jaws of the other clamp, and *j* is a spiral spring wound round the rod *i*, and having a tendency to force the two clamps apart.

What I claim as new, and desire to secure by Letters Patent, is—

1. A stretcher for garments, consisting of a pair of clamps lined as described, and each hinged together at one end, and a toggle-joint extending lever arranged in mortises provided centrally, or thereabout, in the clamps, and adapted to force them apart, substantially as and for the purpose described.

2. The combination, in a stretcher for garments, of a pair of clamps rigidly connected with a toggle-joint extending lever acting centrally on said clamps, and adapted to force the latter apart, substantially as and for the purpose set forth.

In testimony whereof I have hereunto set my hand and seal in the presence of two subscribing witnesses.

SAMUEL E. FRENCH. [L. S.]

Witnesses:

W. HAUFF,

E. F. KASTENHUBER.