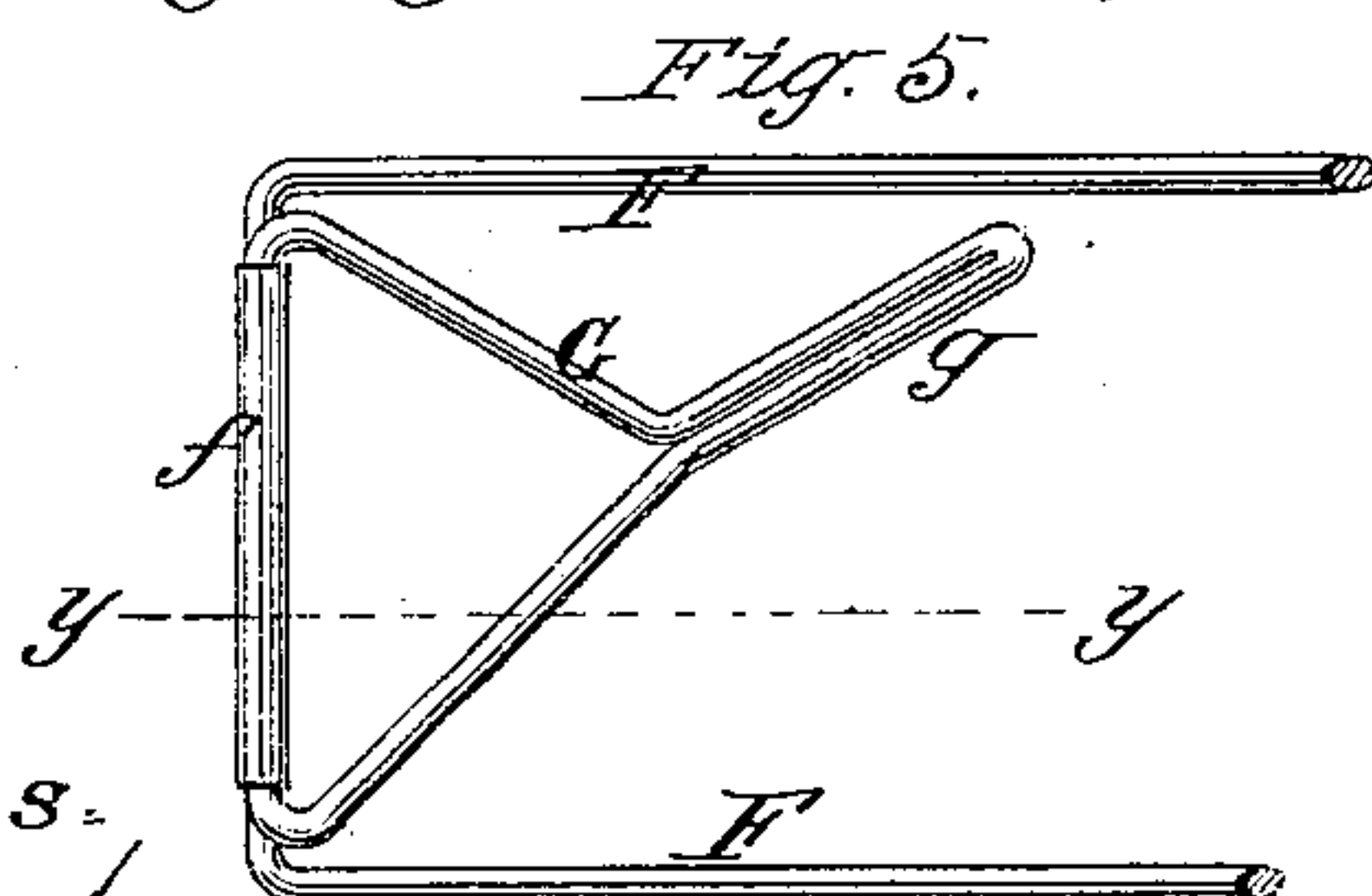

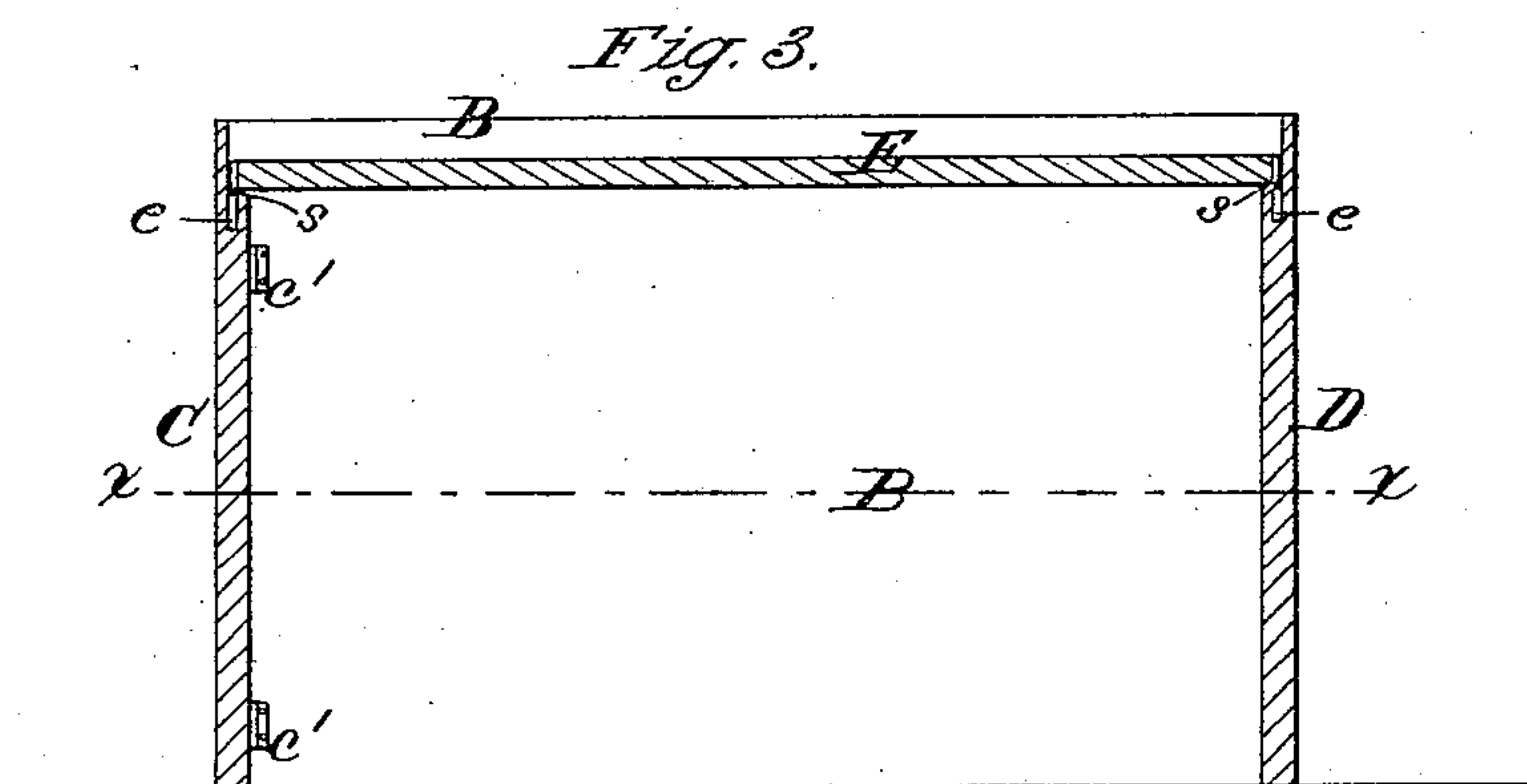
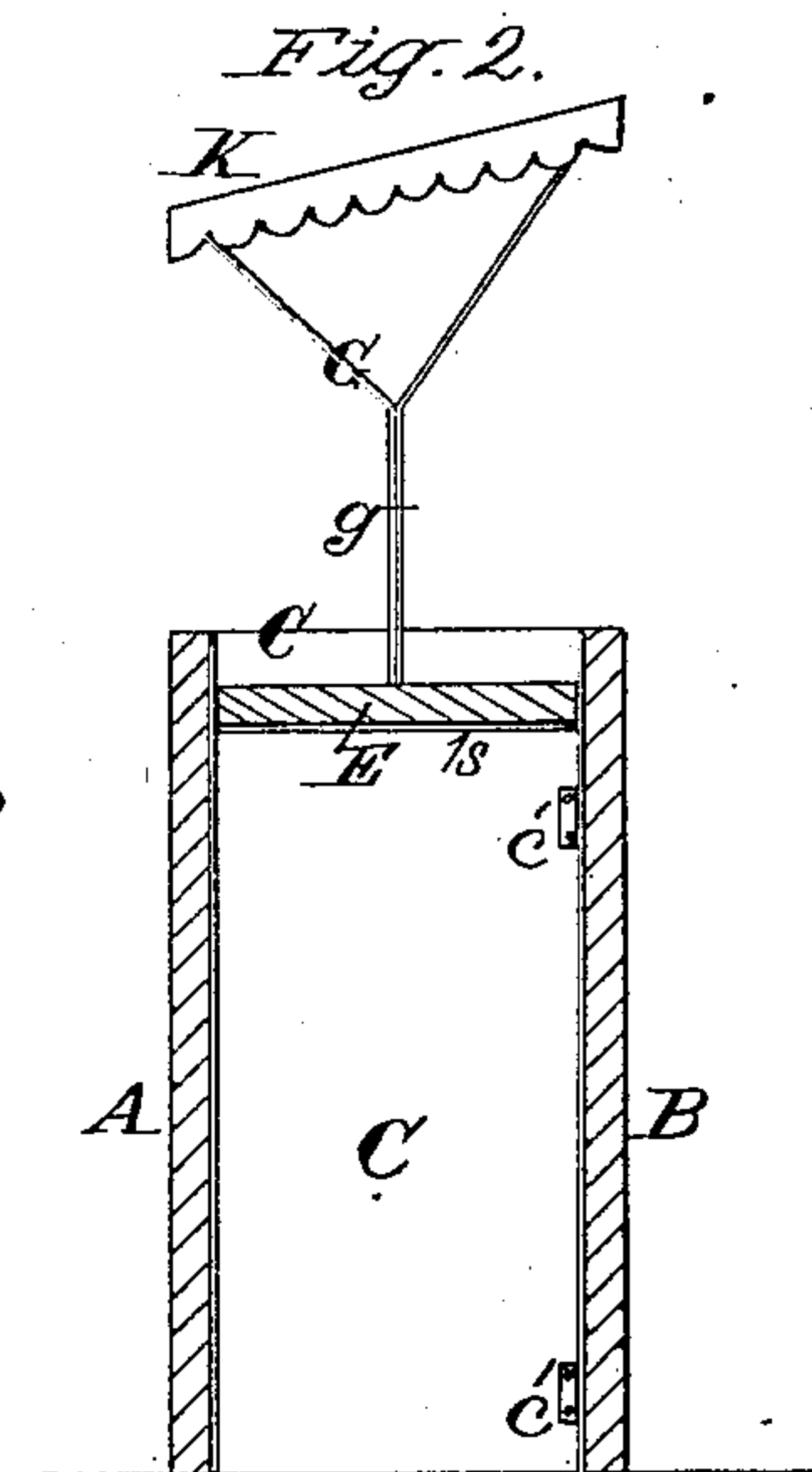
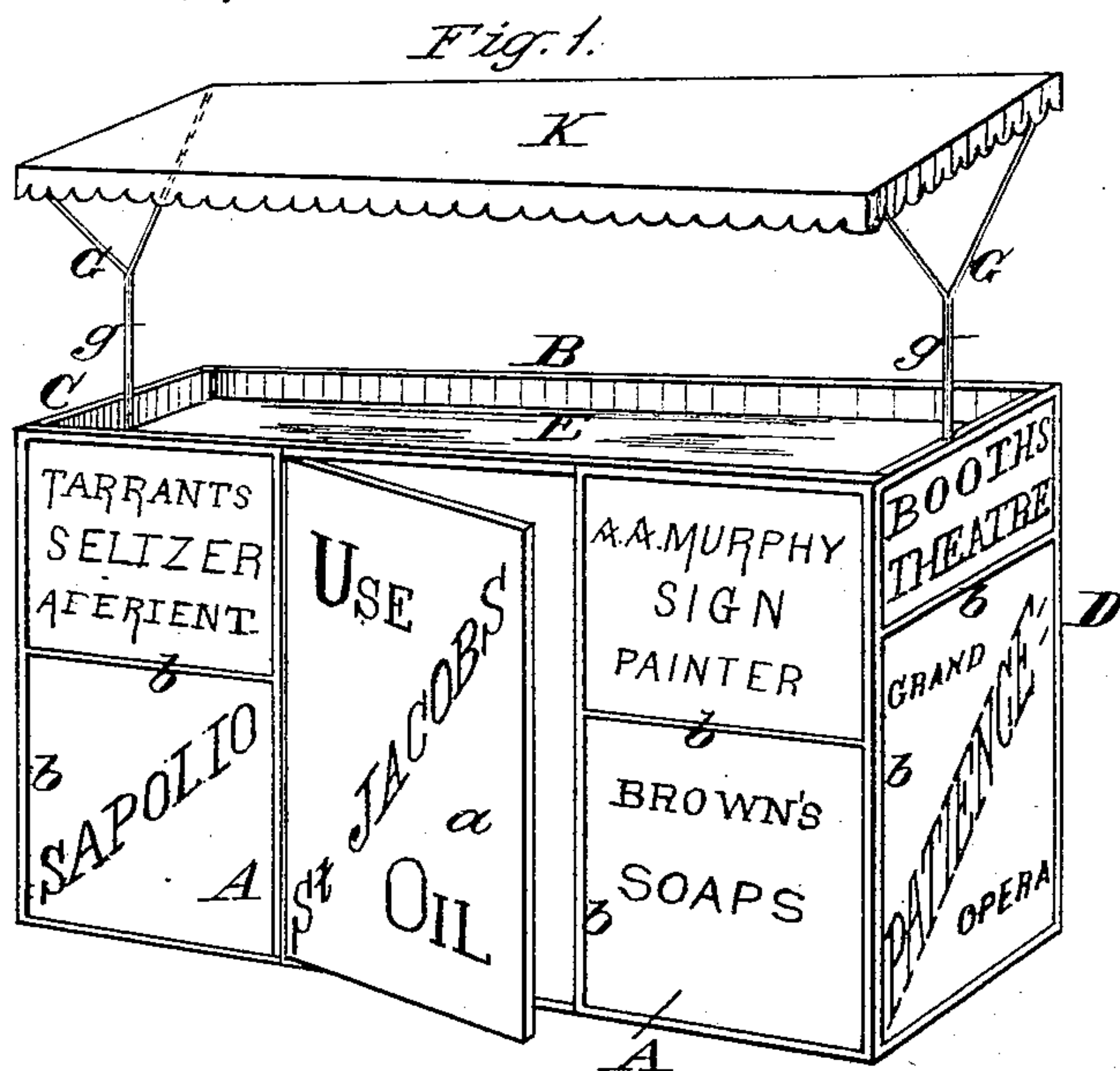


(No Model.)

G. S. STARLING.
ADVERTISING STAND.

No. 282,794.

Patented Aug. 7, 1883.



Witnesses.
Alex F. Roberts
Robt W. Matthews

Inventor:
Geo. Stewart Starling
by A. W. Almqvist
Attorney

UNITED STATES PATENT OFFICE.

GEORGE S. STARLING, OF NEW YORK, N. Y.

ADVERTISING-STAND.

SPECIFICATION forming part of Letters Patent No. 282,794, dated August 7, 1883.

Application filed August 10, 1882. (No model.)

To all whom it may concern:

Be it known that I, GEORGE STEWART STARLING, a citizen of the United States, and a resident of New York, in the county of New York and State of New York, have invented a new and useful Improvement in Advertising-Stands, of which the following is a specification.

The object of my invention is to furnish an improved stand for venders' use, so constructed that it may be conveniently folded to occupy a small compass during transportation or when not in use, and may be readily unfolded and placed in position for use, said stand to be provided on its outer surface with advertising spaces or panels which will be exposed to view when the stand is unfolded and erected.

In the accompanying drawings, Figure 1 represents a perspective view of my improved advertising-stand in position for use with awning attached. Fig. 2 is a vertical cross-section of the same. Fig. 3 is a longitudinal vertical section of the same, the awning being removed. Fig. 4 is a horizontal section taken on the line *x x* of Fig. 3, and showing the stand folded. Fig. 5 is a plan view of a portion of the awning-frame when folded. Fig. 6 is a section of the same, taken on the line *y y* of Fig. 5.

The stand is preferably rectangular in form and made of light boards. A and B are the front and rear walls, respectively, and C D the end walls. These are hinged together, as shown in Fig. 4, and in order to make the outer surface of the end walls flush with the end edges of the side walls, A B, so as to give a snug appearance to the corners, the hinges *c' d'* are set back from the end edges of the walls A B a distance equal to the thickness of the walls C D, so that when the stand is folded, as in Fig. 4, the pair of diagonally-opposite hinges *d c* are open, and the other pair, *d' c'*, are closed, and vice versa, when the stand is unfolded. The front wall is provided with a door, *a*, and the exterior of the walls is divided up by ribs *b* into panels or spaces to receive and display advertisements, as illustrated in Fig. 1. The ends walls, C D, are rabbeted on the inside at their upper ends, thereby forming shoulders *s*, to support the ends of a rectangular board, E, of the same

length and width as the interior of the stand, and by which the stand is kept rigid and in shape when unfolded for use. The top board, E, serves as the case or counter upon which the vender's articles for sale are displayed, and the space underneath the board E, accessible through the door *a*, serves as temporary store-room for his goods, while the panels on the exterior display advertisements of the merchandise of various other persons and firms. In the middle of each of the rabbeted upper ends of the end walls, C D, is made a socket, *e*, to receive the post *g* of the end bracket, G, of an awning-frame, F, which is covered with ordinary canvas, K, to shade the wares placed upon the board E. To allow of inserting the posts *g* in the socket *e*, the end edges of the board E have grooves cut across them in line with the said sockets. The awning-frame F is rectangular or of shape and size corresponding with the body of the stand, and is made of a light rod, to which is hinged at *f*, at each end of the frame F, the aforesaid light bracket G, in such a manner that the said bracket can be folded down upon the said frame F, as shown in Figs. 5 and 6, and the frame, when thus folded, will occupy comparatively only a very small compass. The ends or posts *g* of the brackets G are bent, as in Fig. 5, to support the canvas K at a suitable inclination toward the board E, as shown in Fig. 2.

I am aware of a patent for a similar purpose as mine, issued to one Davis, May 23, 1872, and I lay no claim to anything shown in the said patent.

Having thus described my invention, I claim as new and desire to secure by Letters Patent—

1. A foldable vending-stand formed of the combination of the walls A B C D, having advertising panels or spaces, the connecting-hinges *c d c' d'*, and the top board, E, fitting within the said walls when unfolded, substantially as and for the purpose set forth.

2. The combination of the folding walls A B C D and the top board, E, supported by and fitting within the said walls when unfolded with the awning-frame F, having hinged end brackets, G, foldable upon the said frame, the said walls being provided with sockets *e*, to receive the posts *g* of the awning-frame, substantially as herein set forth.

3. A vending-stand formed of the walls A

B C D, connected together by hinges *c d c' d'*, as shown, and the top board, E, fitting and supported by shoulders *s* within the said walls when unfolded, in combination with a detachable awning-frame, F G, substantially as hereinbefore set forth.

In testimony that I claim the foregoing as

my invention I have signed my name, in presence of two witnesses, this 9th day of August, 1882.

GEORGE STEWART STARLING,

Witnesses:

FRANCIS C. BOWEN,
A. W. ALMQVIST.