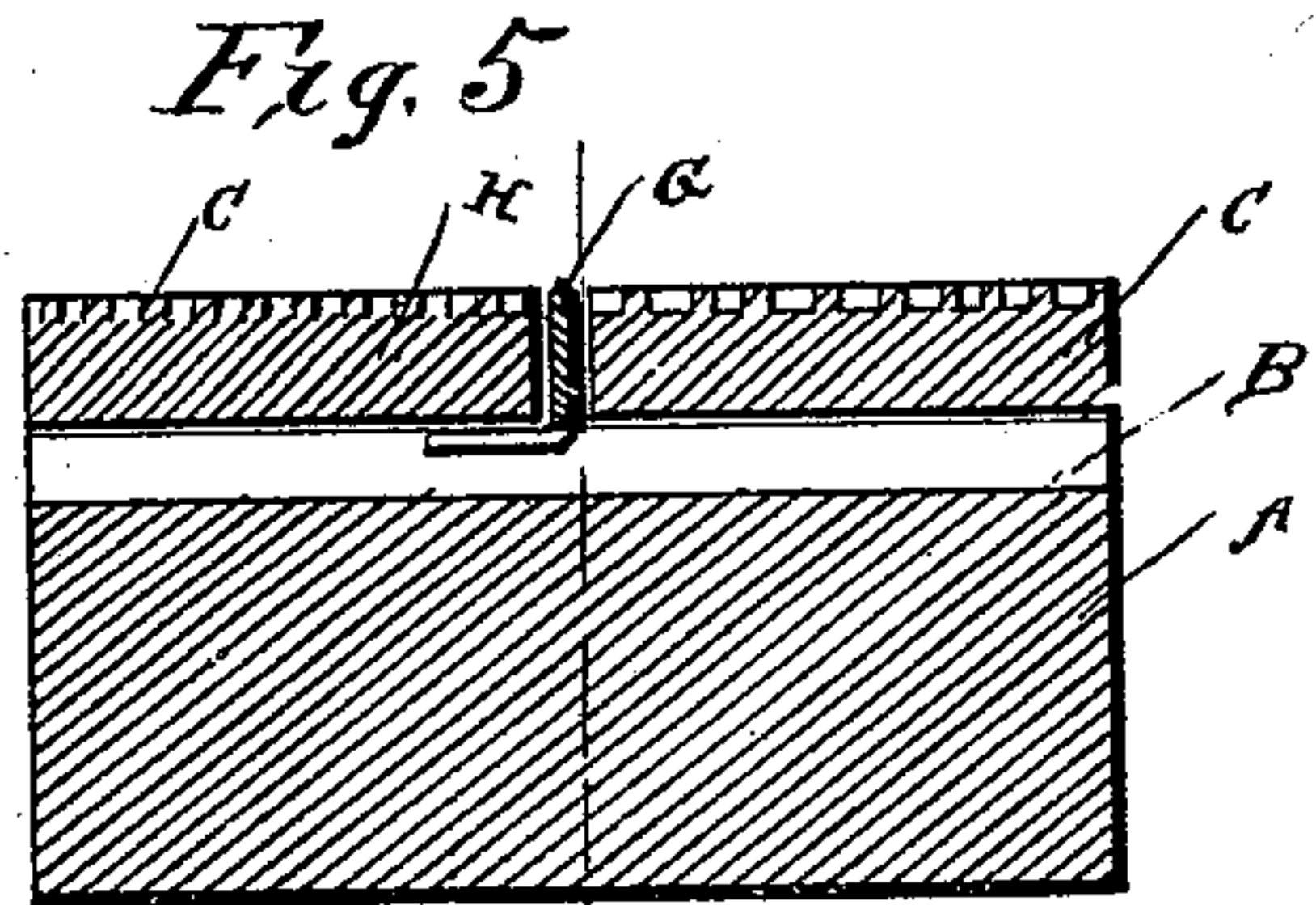
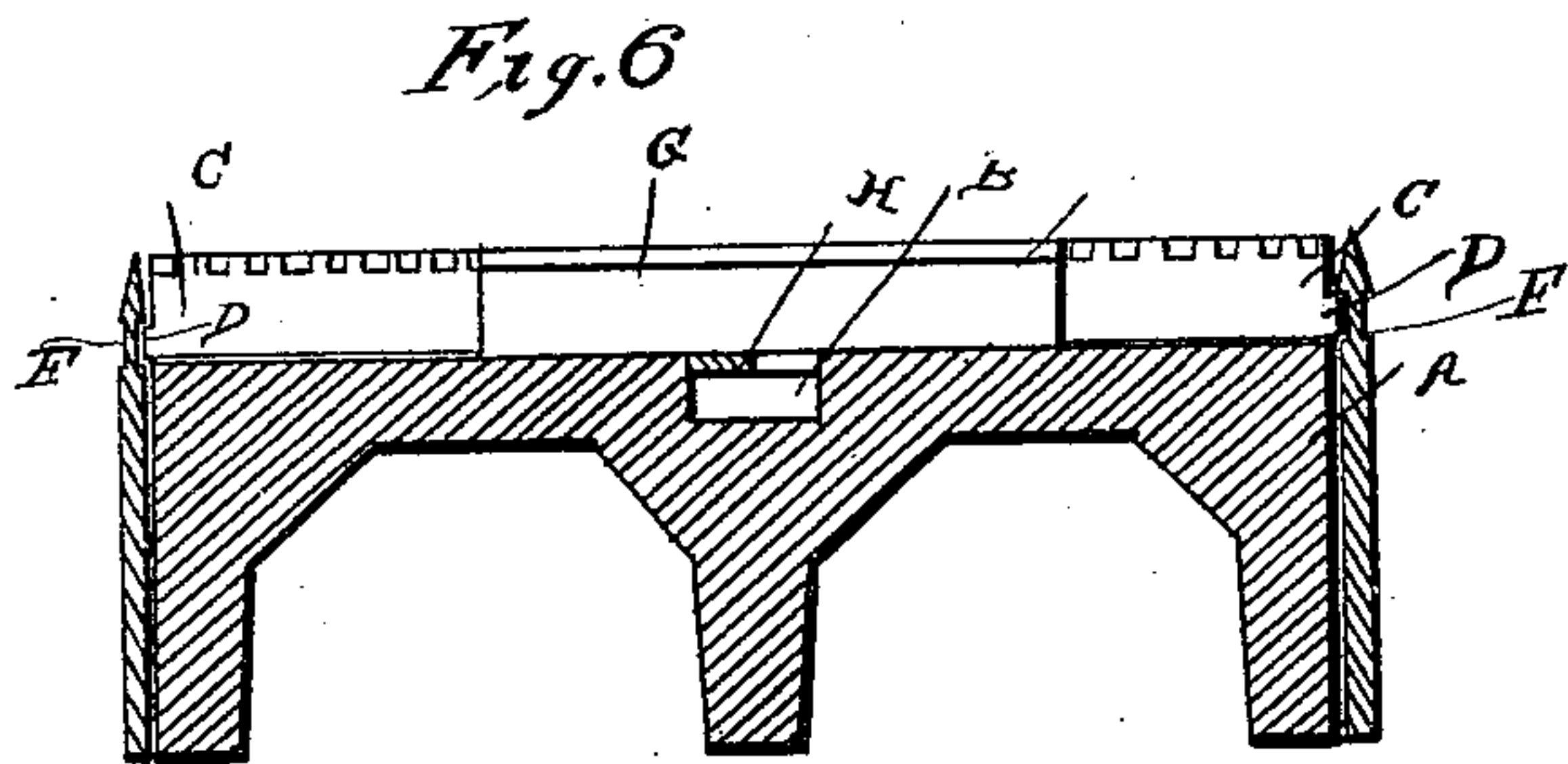
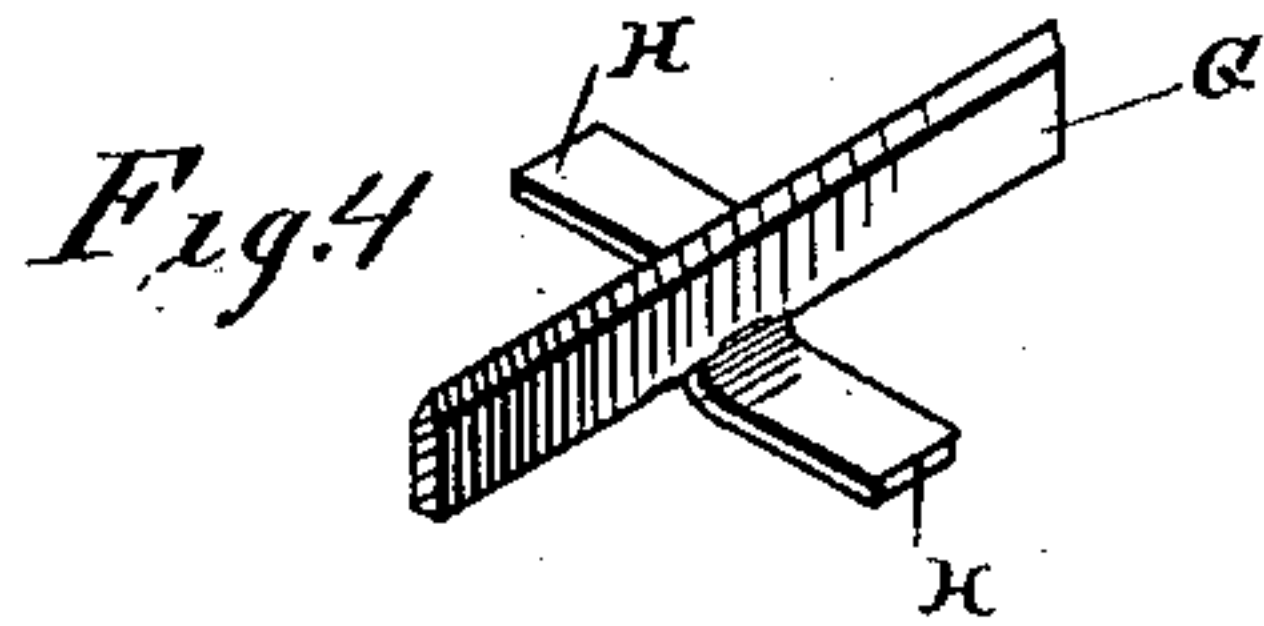
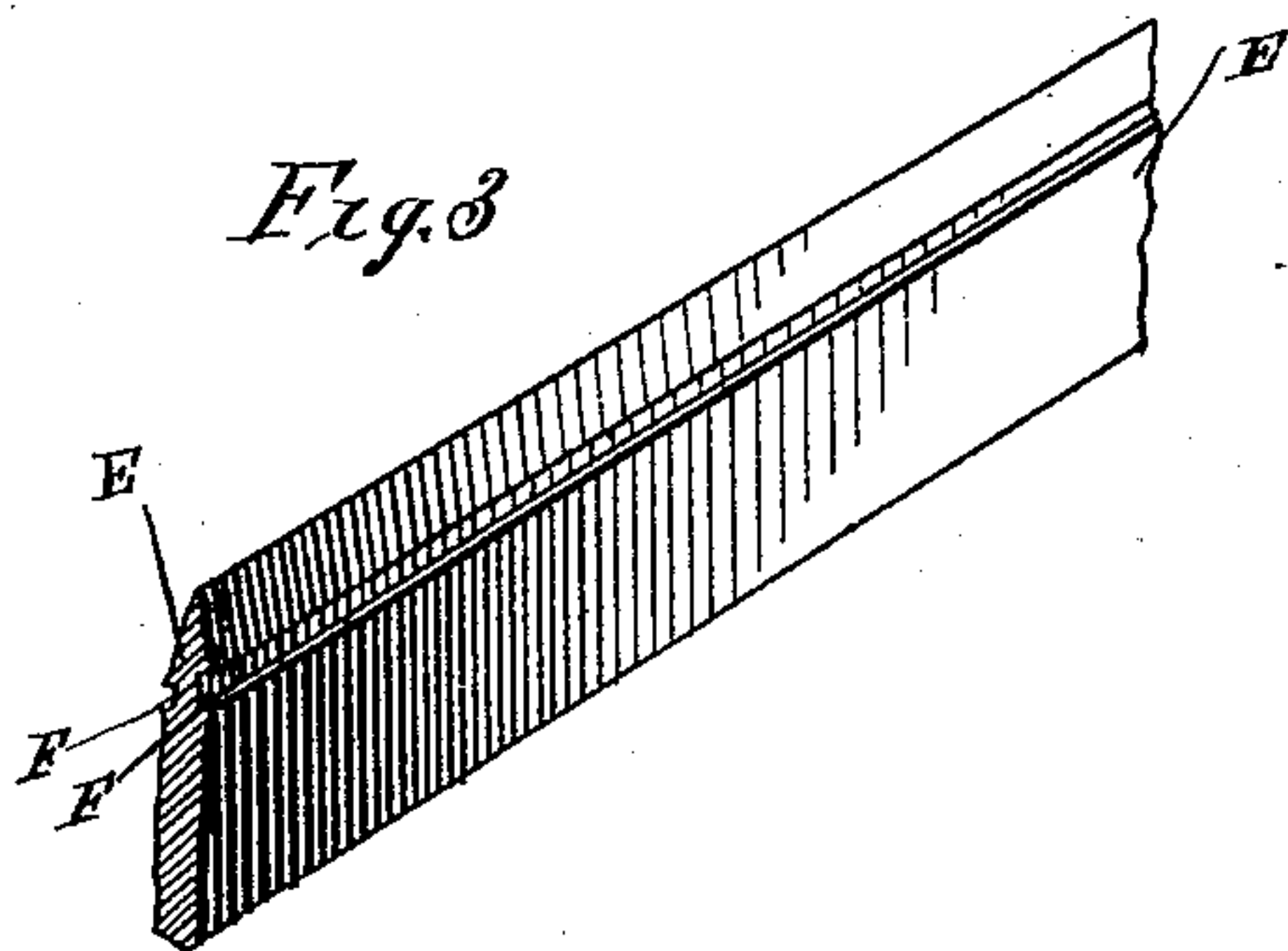

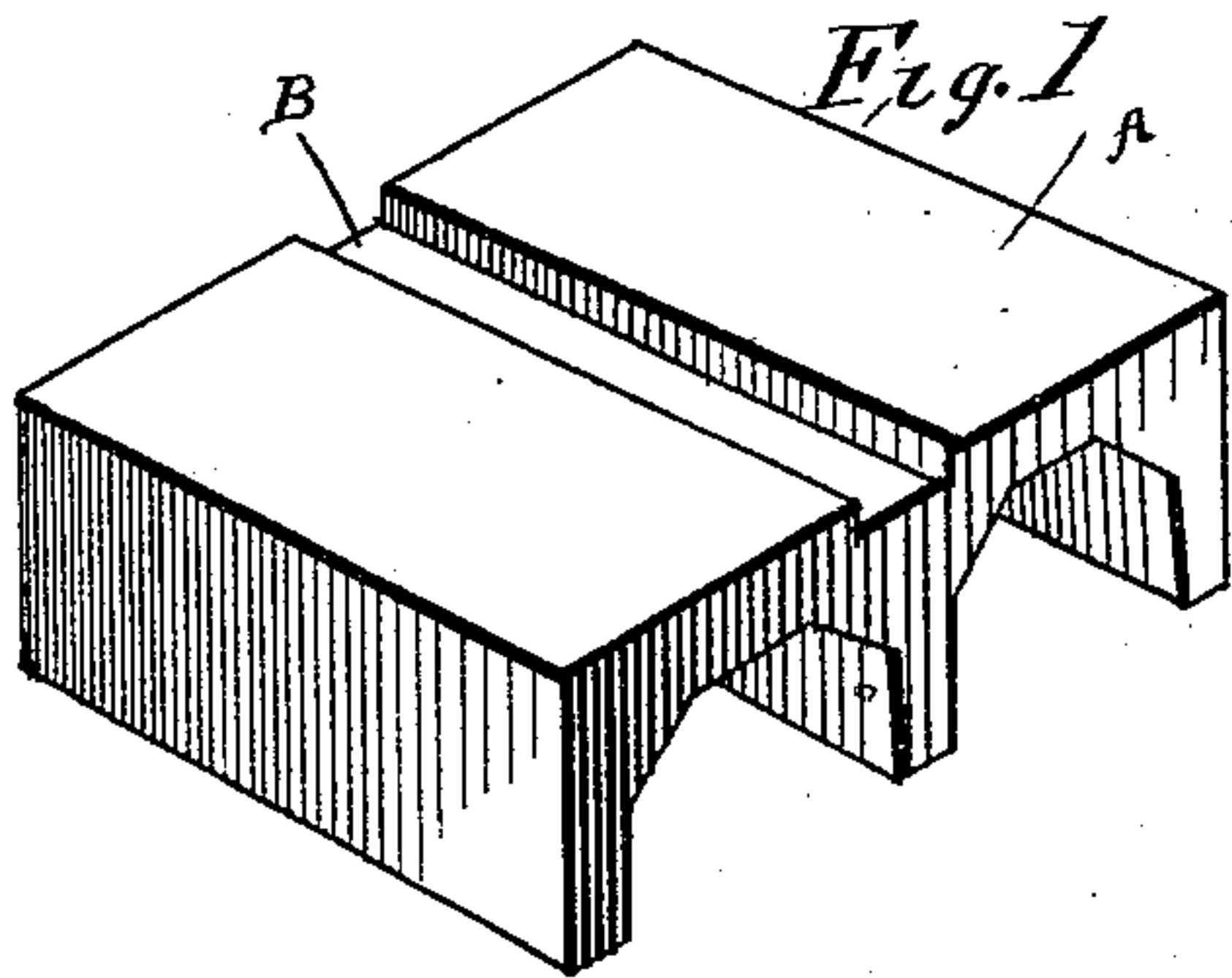


(Model.)

A. W. MARSHALL.
STEREOTYPE PLATE HOLDER.

No. 282,655.

Patented Aug. 7, 1883.



Witnesses,
W. F. Walling
J. R. Lillie,

A. W. Marshall,
Inventor:

by O. Snow & Co.
Attys.

UNITED STATES PATENT OFFICE.

ALBERT W. MARSHALL, OF INDIANAPOLIS, INDIANA.

STEREOTYPE-PLATE HOLDER.

SPECIFICATION forming part of Letters Patent No. 282,655, dated August 7, 1883.

Application filed December 28, 1882. (Model.)

To all whom it may concern:

Be it known that I, ALBERT W. MARSHALL, a citizen of the United States, residing at Indianapolis, in the county of Marion and State of Indiana, have invented a new and useful Stereotype-Plate Holder, of which the following is a specification, reference being had to the accompanying drawings.

This invention relates to an improved device for holding stereotype or electrototype plates in newspaper-forms, and a dash-rule to be used in combination with the same; and it has for its object to provide a simple, convenient, and effective device for the purpose stated, as will be hereinafter more fully described, and particularly pointed out in the claim.

In the drawings hereto annexed, Figure 1 is a perspective view of one of the base-blocks. Fig. 2 is a perspective view of one of the plates detached. Fig. 3 is a perspective view of a section of one of the column-rules used in connection with my invention. Fig. 4 is a perspective view of one of the dash-rules. Fig. 5 is a longitudinal vertical sectional view, showing the parts together in position for operation; and Fig. 6 is a vertical transverse sectional view on the line *x x* in Fig. 5.

The same letters refer to the same parts in all the figures.

In the drawings, A represents the main base-block, which may be constructed in any suitable manner and provided with a central longitudinal recess or groove, B.

The stereotype or electrototype plates, which are denoted by letter C, may be of any desired length, and they are provided at their side edges with flanges D, extending slightly beyond the sides of the base-block, as clearly shown in Fig. 6 of the drawings.

E E are the column-rules, the sides of which are provided, at a short distance from the faces of said rules, with longitudinal grooves or recesses F F, to receive and accommodate the flanges of the printing-plates.

The dash-rules, which are denoted by letter G, are provided at their lower edges with centrally-located lugs H, projecting in opposite directions, as shown. These lugs may be formed by cutting them from the same plate of which the rule is formed and simply bending them in opposite directions.

The operation and advantages of this invention will be readily understood from the foregoing description, taken in connection with the drawings hereto annexed. The printing-plates are simply placed on top of the base-blocks, and the dash-rules between them wherever they may be wanted. The lugs H of the dash-rules occupy the central longitudinal groove or recess B in the base-block, and the dash-rules themselves are held in place by the printing-plates, upon the under sides of which the lugs H rest, as will be seen by reference to the drawings. The printing-plates are held in position by the column-rules, the recesses F of which receive the flanges D of the said plates, which are thereby held securely. All of the several parts are held in the form by the ordinary "lock-up."

I claim as my invention and desire to secure by Letters Patent of the United States—

The combination of the base-block A, having longitudinal groove B in its upper side or face, the printing-plates C C, having flanges D D, extending beyond the sides of the base-block, the dash-rules G, having lugs H H, and the column-rules E E, having grooves or recesses F F, all arranged and operating substantially as described, for the purpose set forth.

In testimony that I claim the foregoing as my own I have hereto affixed my signature in presence of two witnesses.

ALBERT W. MARSHALL.

Witnesses:

W. H. HUSTON,
H. R. JOY.