

(No Model.)

J. N. WILSON.
WRITER'S HAND RELIEF.

No. 282,595.

Patented Aug. 7, 1883.

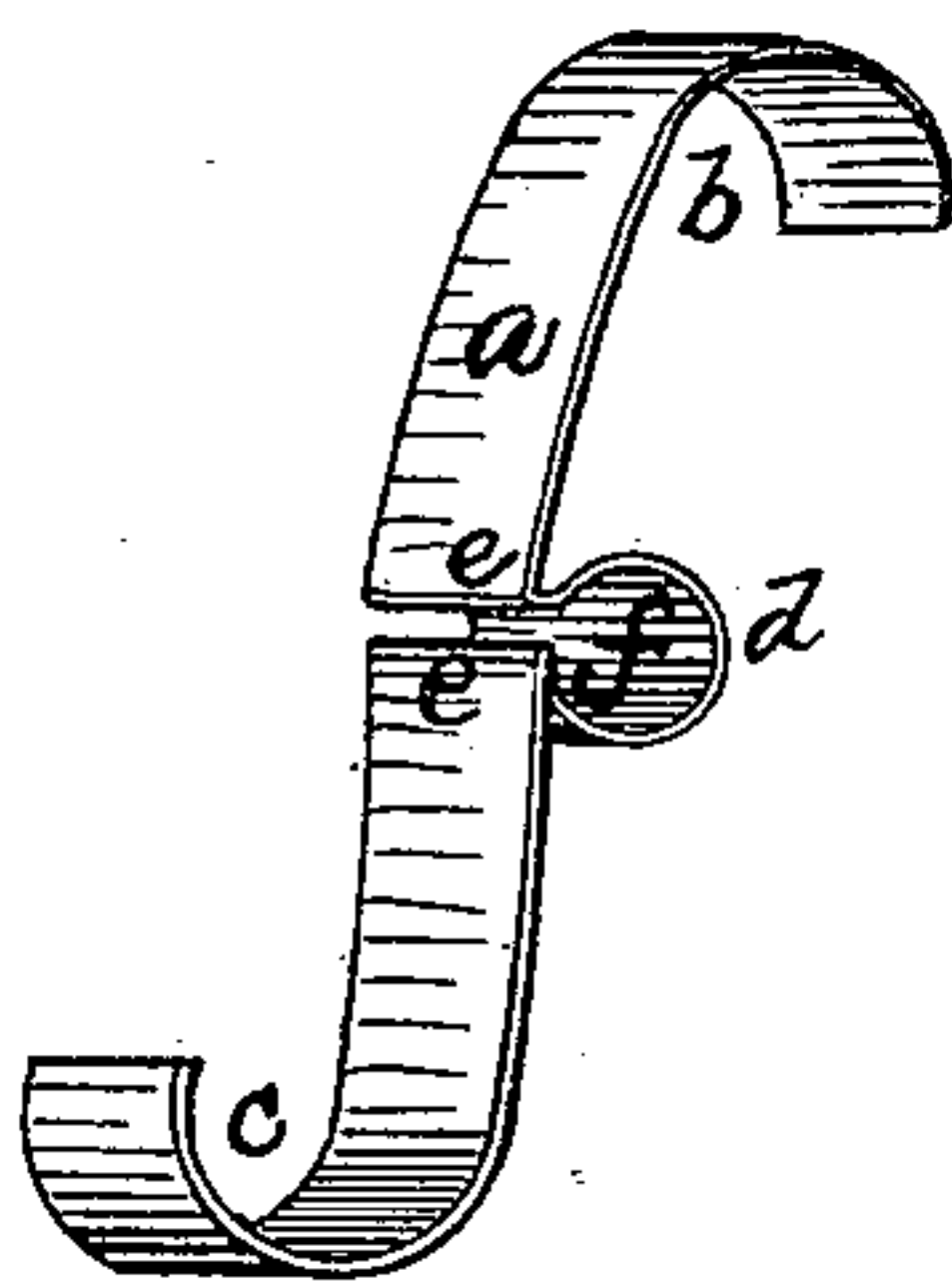
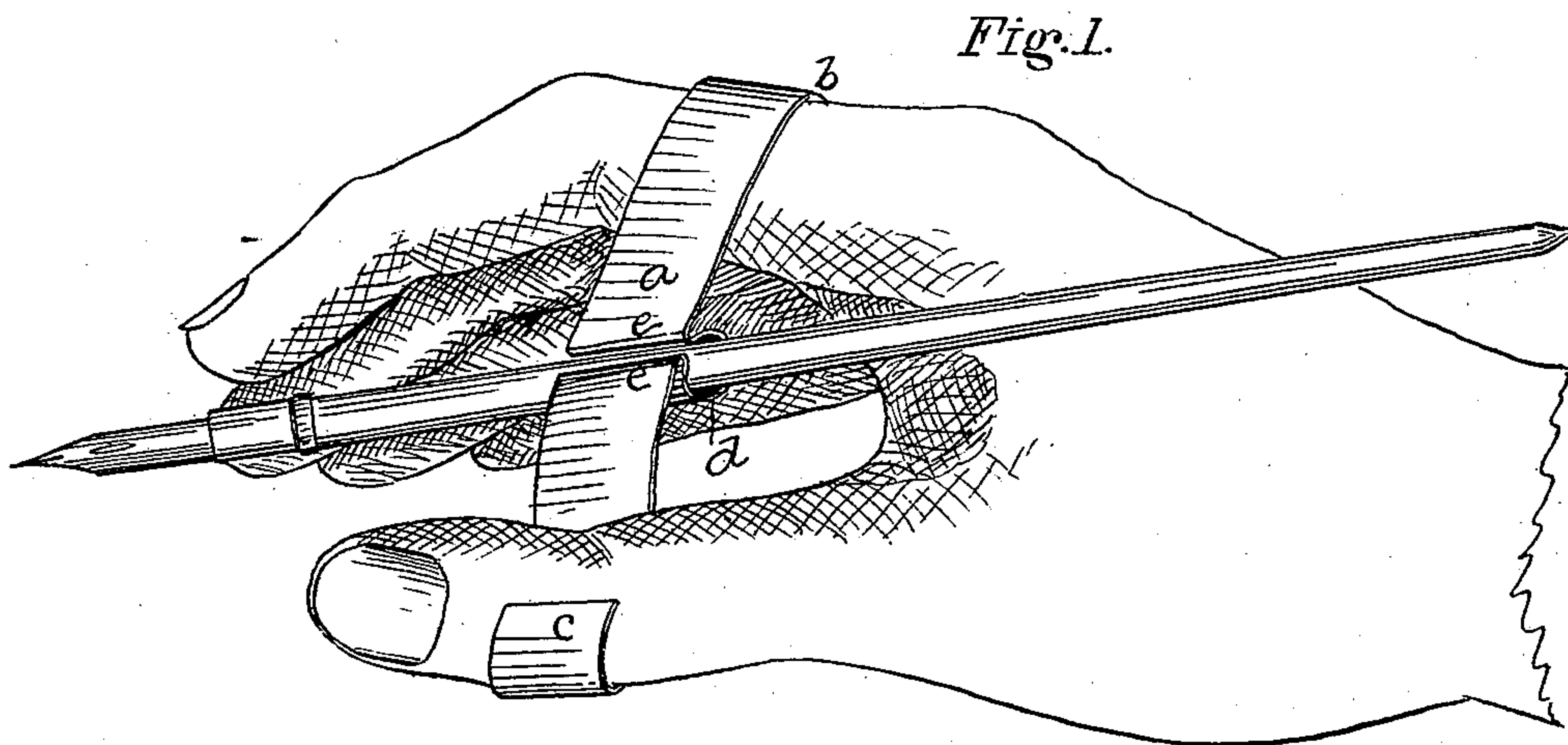


Fig. 2.

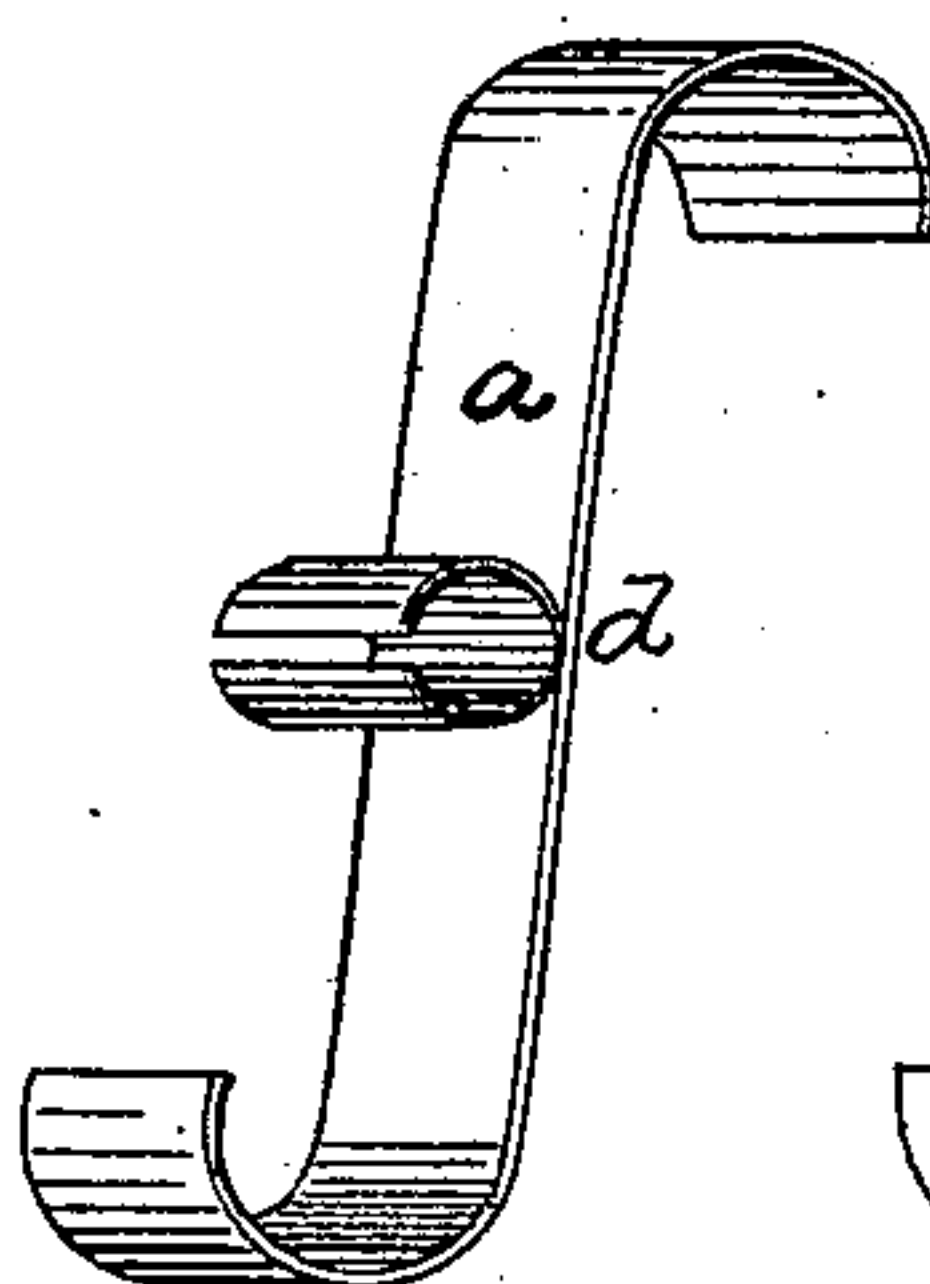


Fig. 3.

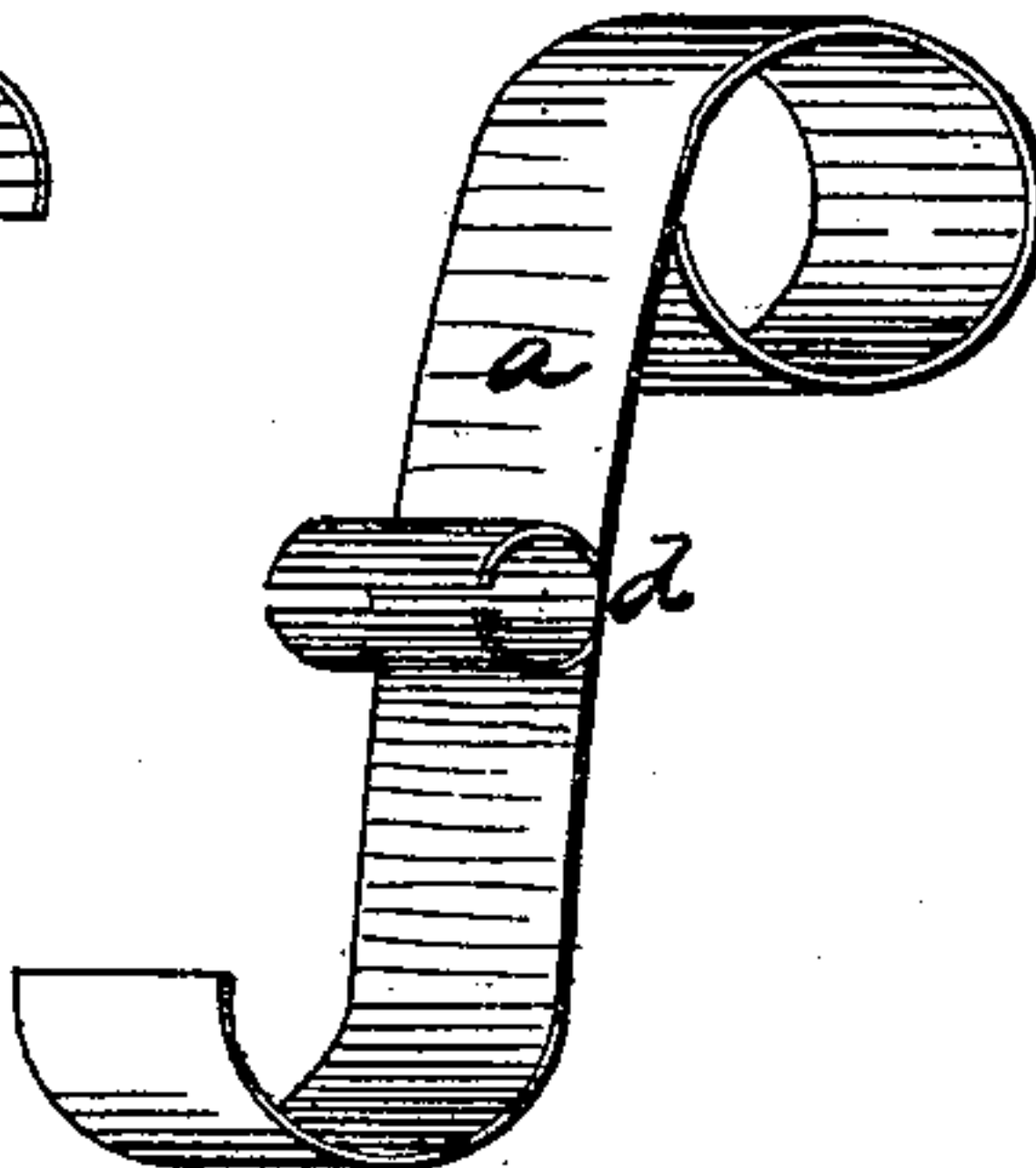


Fig. 4.

Attest
Geo. F. Graham
W. B. Chaffee

Inventor
John N. Wilson.
per Voorhes & Singleton
attys

UNITED STATES PATENT OFFICE.

JOHN N. WILSON, OF CARTHAGE, MISSOURI.

WRITER'S HAND-RELIEF.

SPECIFICATION forming part of Letters Patent No. 282,595, dated August 7, 1883.

Application filed June 12, 1883. (No model.)

To all whom it may concern:

Be it known that I, JOHN N. WILSON, of Carthage, in the county of Jasper and State of Missouri, have invented certain new and useful Improvements in Writers' Hand-Reliefs; and I do hereby declare that the following is a full, clear, and exact description of the invention, which will enable others skilled in the art to which it appertains to make and use the same, reference being had to the accompanying drawings, and to letters of reference marked thereon, which form a part of this specification.

Figure 1 is a perspective view of the device in use; Fig. 2, a perspective of the device; Figs. 3 and 4, modifications.

This invention relates to a new and improved device for supporting a pen or pencil while in use; and it consists in the construction hereinafter set forth.

In the annexed drawings, the letter *a* indicates a strip of tin, steel, brass, celluloid, or other suitable material made of convenient width and length. This strip is made with a downward curve, *b*, at one end, and an upward curve, *c*, at the other; or it may have a ring at each end; or the curves may be in the same direction, the essential point being simply that they shall be shaped so as to catch

hold of the thumb and finger. Between the two the strip is provided with a socket, *d*. This socket is made by bending the strip at *e* and curving it between these two bends, as shown at *f*, forming the depression or socket *d*; or the socket may be made by affixing two curved points either upward or downward on the strip.

This device is used by hooking the end *b* over the forefinger and the end *c* under the thumb, the socket *d* thus coming between the thumb and finger. The pen or pencil is placed in the socket, the elasticity of the material holding it firmly and securely, so that it can be used as usual without being forced from the socket.

Having described my invention, what I claim is—

As a means of holding a pen or pencil for use, the strip *a*, having the curves *b* and *c* and socket *d*, as set forth.

In testimony that I claim the foregoing as my own I affix my signature in presence of two witnesses.

JOHN N. WILSON.

Witnesses:

F. L. BURCH,
C. E. NEWELL.