

(No Model.)

S. WELDON.
JUVENILE ROCKER.

No. 281,420.

Patented July 17, 1883.

FIG. 1.

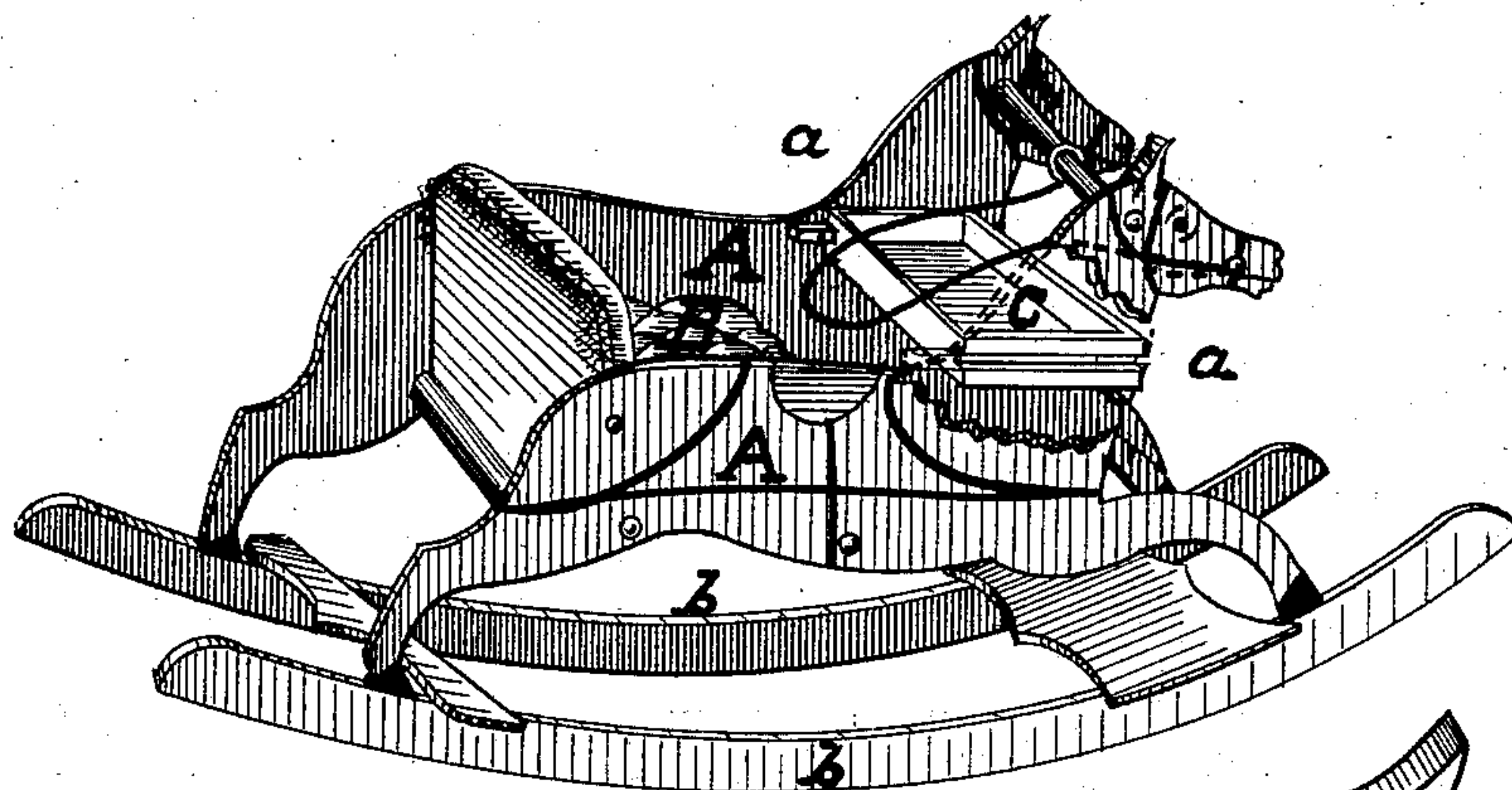


FIG. 2.

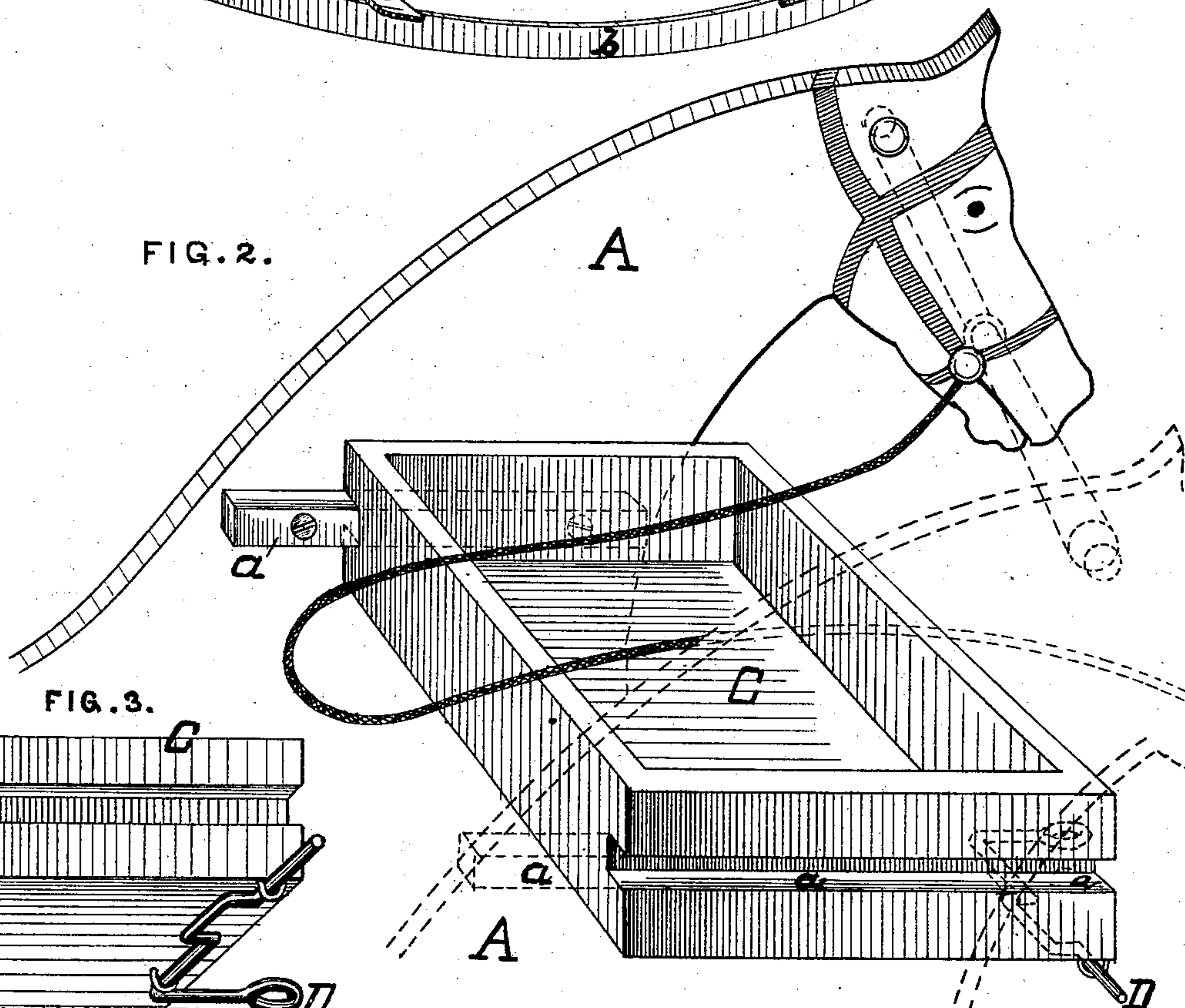



FIG. 3.



WITNESSES

Chas Pinney
Patton Thompson

INVENTOR.

Stephen Weldon
by Francis D. Pastorius
His Atty.

UNITED STATES PATENT OFFICE.

STEPHEN WELDON, OF PHILADELPHIA, PENNSYLVANIA.

JUVENILE-ROCKER.

SPECIFICATION forming part of Letters Patent No. 281,420, dated July 17, 1883.

Application filed January 15, 1883. (No model.)

To all whom it may concern:

Be it known that I, STEPHEN WELDON, a citizen of the United States, residing at Philadelphia, in the county of Philadelphia and State of Pennsylvania, have invented a new and useful Improvement in Juvenile-Rockers, of which the following is a specification.

My invention consists of side rockers or frames connected by a seat, in combination with a sliding box.

I am aware that Letters Patent have been granted for juvenile-rockers in which the features of my invention are illustrated and described, with this difference, that in those patents the box or toy-holder is either fixed or vibratory on a pivot or center. In my invention the box slides on or in guides, so as to be adjustable and detachable.

Figure 1 is a perspective elevation. Fig. 2 is an enlarged perspective elevation, one side being removed for the purpose of making the invention more obvious; and Fig. 3 is a per-

spective bottom view of the sliding box and its holding latch or bolt.

A are the rockers or sides, and B the seat. C is a toy-box placed in front of the seat and between the sides. For facility of adjustment and removal, the box is arranged to slide over or in suitable guides, *a*, which can extend from the sides A into the box, or from the box into the sides. To retain the box at any relative position, it has a fit bolt or latch, D, which engages with either side.

I claim as my invention—

1. The sides A, in combination with a sliding box, C, and guides *a*, for the purpose shown and described.

2. The sides A, in combination with a sliding box, C, guides *a*, and a latch, D, for the purpose shown and described.

STEPHEN WELDON.

Witnesses:

I. A. YOST,
CHARLES H. SMITH.