

(No Model.)

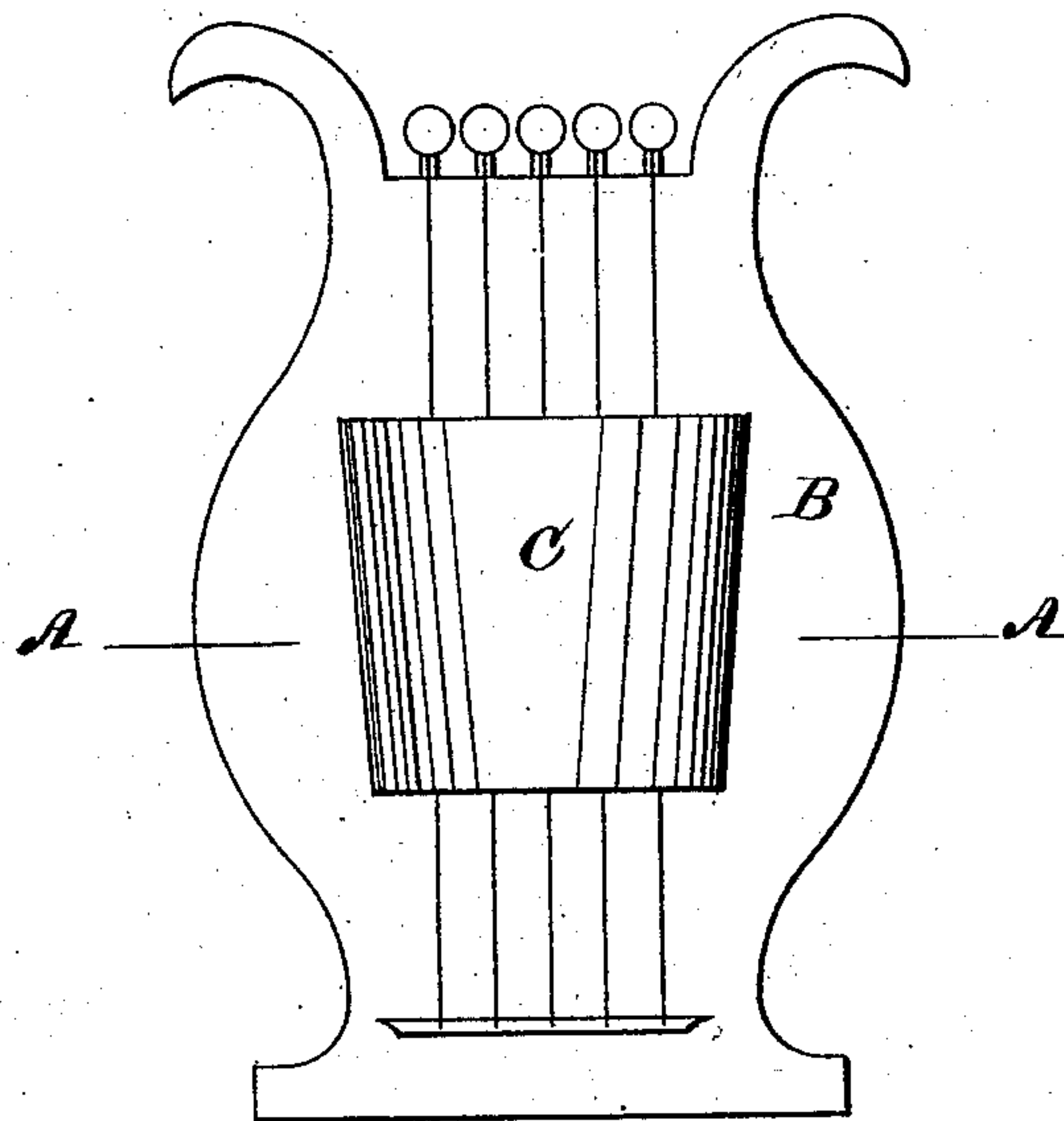
H. PATTBURG.

WALL CASE FOR SUPPORTING WHISK BROOMS.

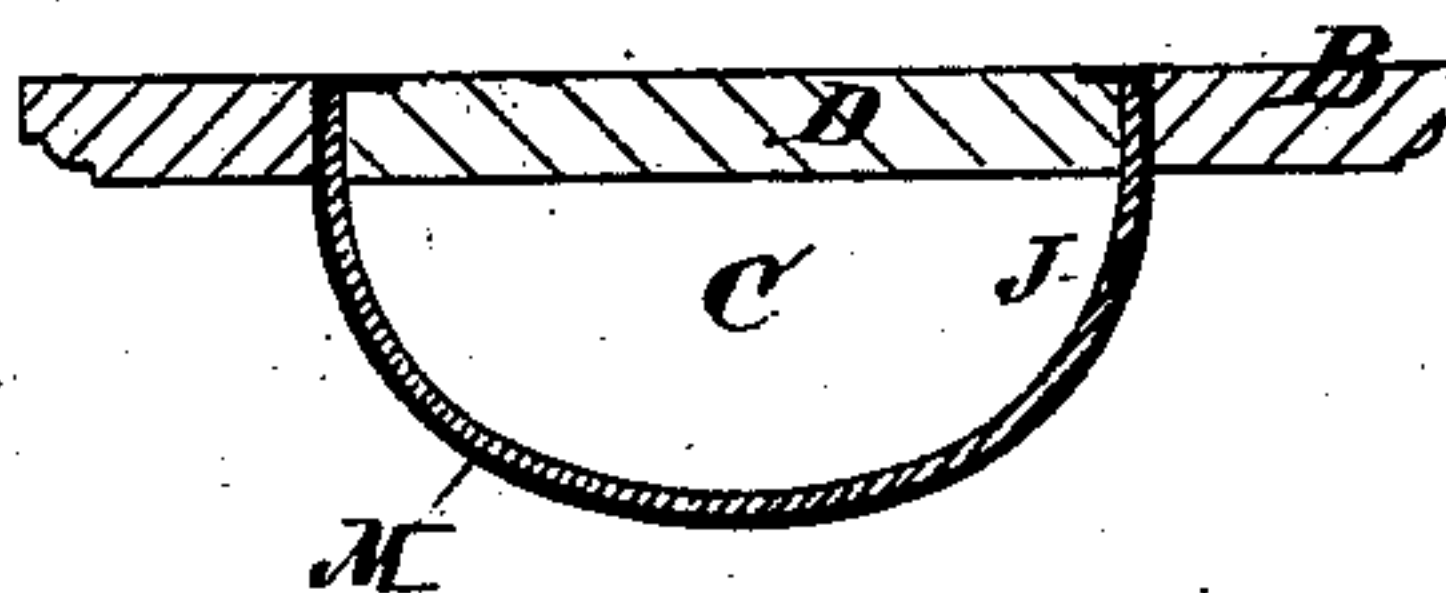
No. 281,393.

Patented July 17, 1883.

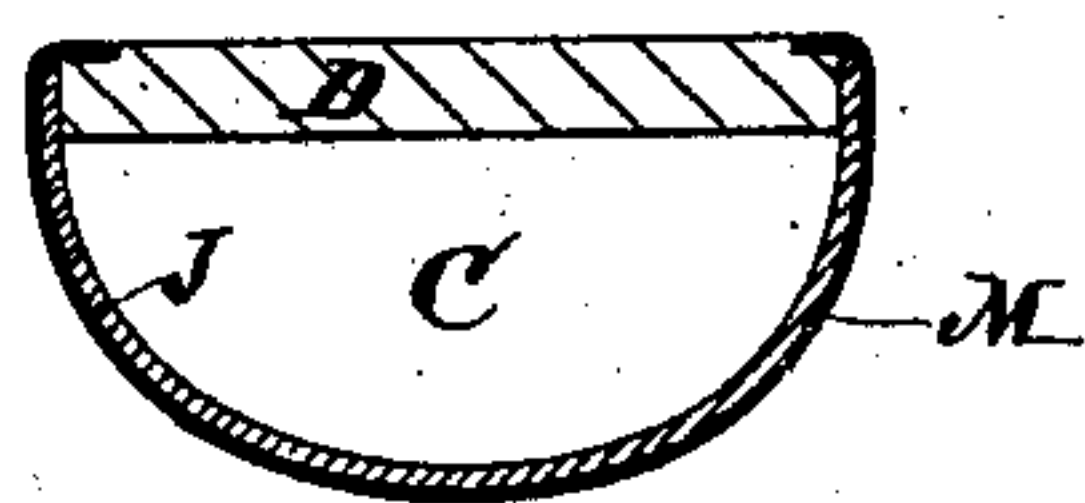
*Fig. I.*




*Fig. II.*



*Fig. III.*



*Fig. IV.*



*Witnesses.*  
*John O. Allen*  
*J. Gemmel, Jr.*

*Inventor.*  
*Henry Pattberg*  
*per Henry & Raeder*  
*Attorneys*

# UNITED STATES PATENT OFFICE.

HENRY PATTBURG, OF JERSEY CITY, NEW JERSEY.

## WALL-CASE FOR SUPPORTING WHISK-BROOMS.

SPECIFICATION forming part of Letters Patent No. 281,393, dated July 17, 1883.

Application filed February 16, 1883. (No model.)

*To all whom it may concern:*

Be it known that I, HENRY PATTBURG, a citizen of the United States, residing at Jersey City, in the State of New Jersey, have invented a new and useful Improvement in Wall-Cases for Supporting Whisk-Brooms, of which the following is a specification.

Wall-cases for whisk-brooms and other similar small articles are at present made by the formation of a square, half-round, or oval frame, forming the front and sides of the case, the ends of which said frame are inserted into suitable grooves or cavities made in the back board, part of which forms there the back of the case to receive the whisk-broom or other articles. By this arrangement considerable trouble is found in inserting the ends of the frame forming the front and sides of the case into the grooves or cavities, and the covering usually applied to the case is difficult to be obtained perfectly smooth and taut.

The nature of my invention consists in cutting a square piece out of the back-board of a size and shape desired for the back of the case, which said piece is used for the back of the desired case, and to the sides of which the half-round or oval frame is attached, when the whole is covered with the desired material and placed into the opening left by the cut-out piece, and being passed into the same frame the back of the back board will cause the covering material to be stretched perfectly smooth, at the same time considerably facilitating the work.

In the accompanying drawings, Figure I is a front view of a whisk-broom case or bracket. Fig. II is a section at line A A, Fig. I. Fig. III is a section at line A A, Fig. I, of the whisk-broom case, removed from the back board; and Fig. IV is a section at line A A,

Fig. I, of the back board, with the whisk-broom case removed.

Similar letters represent similar parts.

B is the back board, to which the case C is attached. This back board, B, may be made of any external shape or design desired. Out of this back board, B, a piece, D, corresponding in size and shape with the external size and shape of the case C, as represented in Fig. I, is cut out, the sides of which are afterward reduced, if necessary, to allow for the thickness of the frame J and of the material M, covering the same. The frame J, forming the front and sides of the case C, after being bent in the desired shape, is then attached at its ends to the sides of the piece D, forming thus a complete case, when the same case can be covered and finished with any desired material, M. The finished case, C is then placed into the back board, B, by being passed in from the back of the same, whereby the covering M of the case C will at the same time be stretched and drawn taut. The tight fitting of the case C in the previously-made opening in the back board, B, will generally be sufficient to hold the case C firm in its place without the necessity of any further fastening.

What I claim as my invention, and desire to secure by Letters Patent, is—

In a wall-case, the case C, consisting of the frame J, forming the front and sides of the case, and the back piece, D, in combination with the back board, B, provided with a suitable opening to receive the case C, in the manner and for the purpose substantially as described.

HENRY PATTBURG.

Witnesses:

HENRY E. ROEDER,  
J. B. NONES.