

(No Model.)

W. DEWEY.
KEY FASTENER.

No. 281,247.

Patented July 17, 1883.

Fig. 1.

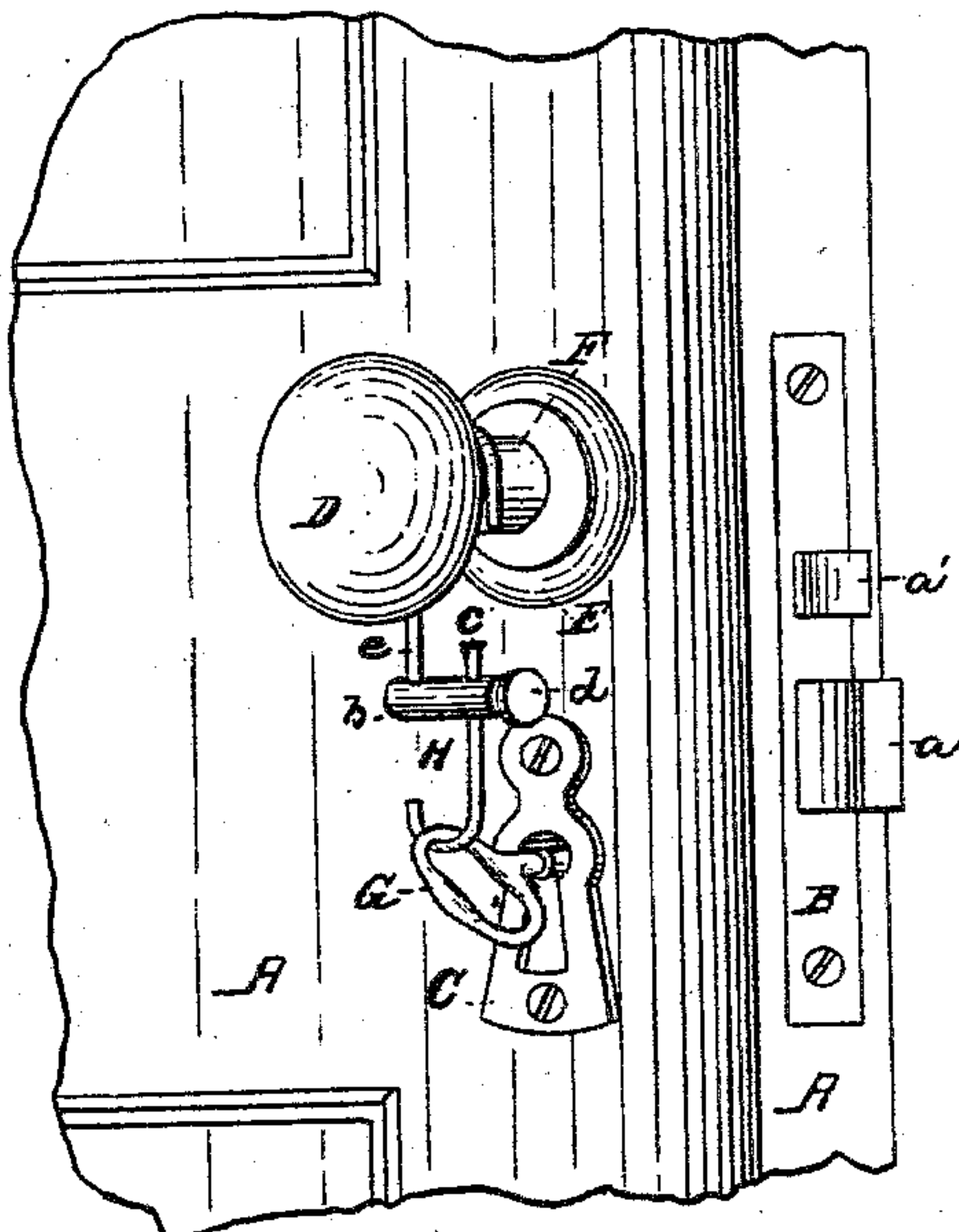


Fig. 2.

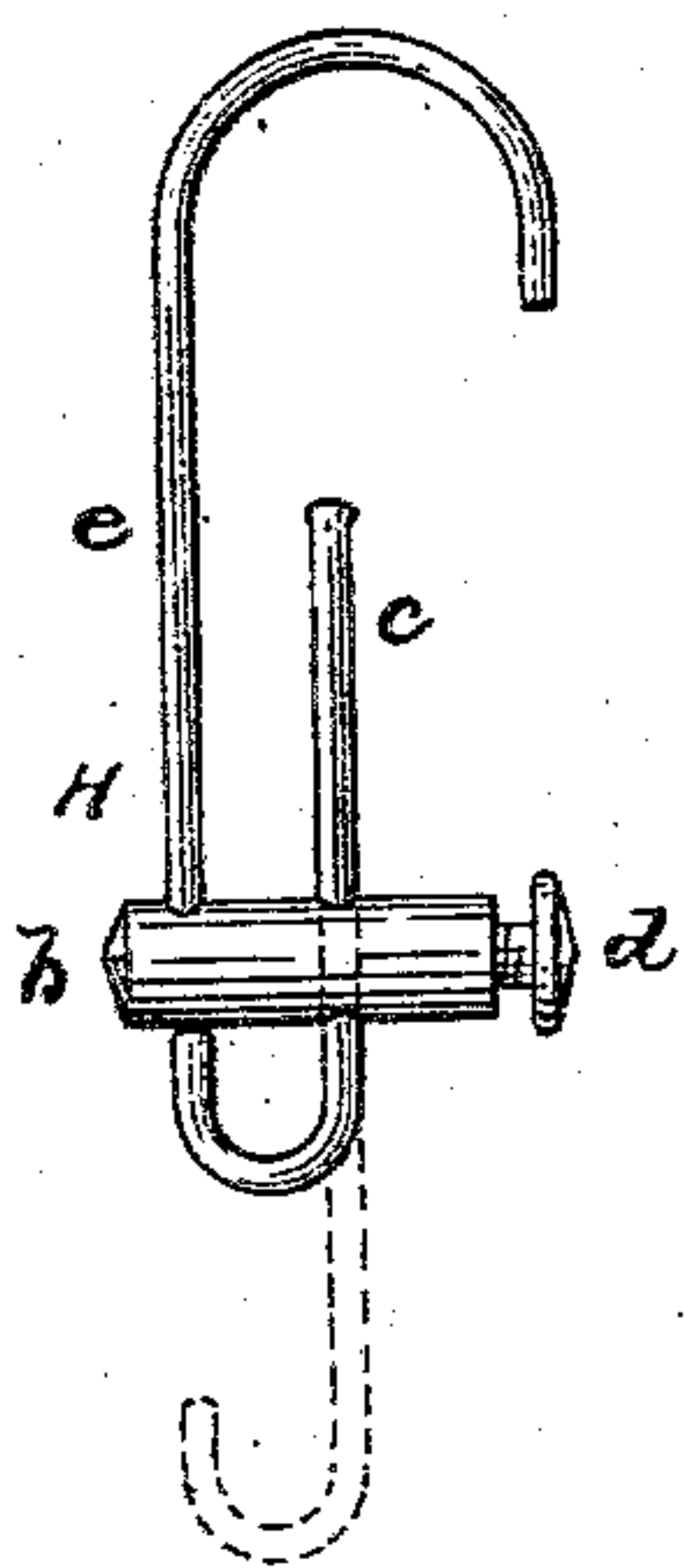
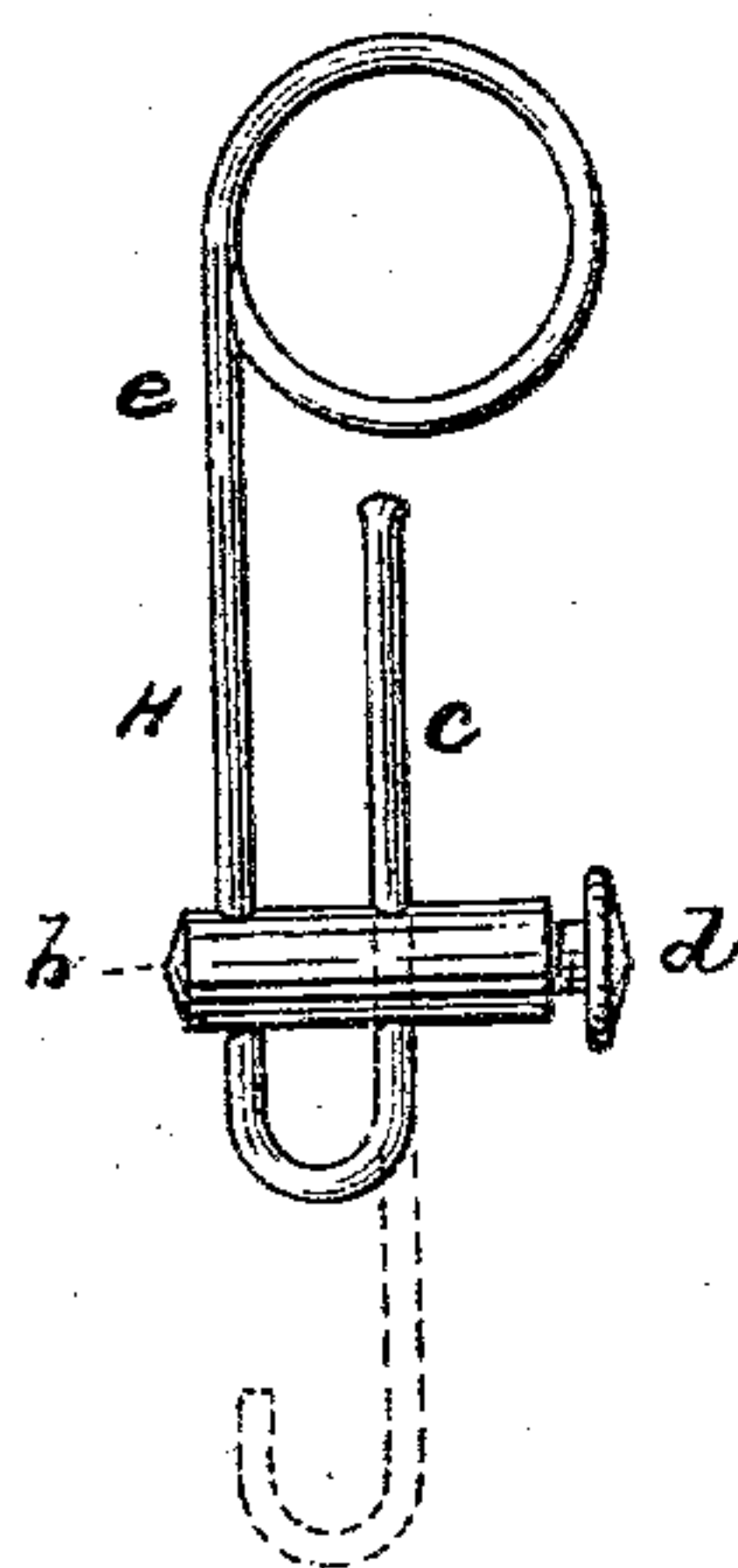


Fig. 3.



Witnesses.

Henry Frankfurter
J. B. Halpenny

per.

Inventor.
Washington Dewey
F. F. Warner
his-Attorney.

UNITED STATES PATENT OFFICE.

WASHINGTON DEWEY, OF CHICAGO, ILLINOIS.

KEY-FASTENER.

SPECIFICATION forming part of Letters Patent No. 281,247, dated July 17, 1883.

Application filed August 31, 1882. (No model.)

To all whom it may concern:

Be it known that I, WASHINGTON DEWEY, of Chicago, in the county of Cook and State of Illinois, have invented certain new and useful
5 Improvements in Key-Fasteners, of which the following, in connection with the accompanying drawings, is a specification.

In the drawings, Figure 1 is a perspective view of a key-fastener embodying my invention, and showing the same applied and retaining the key in position when the door is
10 locked. Fig. 2 is a side view of the fastener detached; and Fig. 3 is a like representation, showing a modification of a part of the same.

15 Like letters of reference indicate like parts.

A represents the door, and B the lock, the bolt being shown at *a* and the catch at *a'*. C is the escutcheon. D is the door-knob; E, the rosette, and F is the neck or spindle of the
20 knob. G is the key. H is the key-fastener. This fastener consists of the stock or horizontal part *b* of the hook *c*, hook-shaped on its lower end, and vertically adjustable in the stock *b*, of the tightening-screw *d*, arranged to
25 clamp or hold the hook *c* in the position in which it may be set or adjusted, and of the vertical hanger *e*, applied to the stock *b*, and projecting upward therefrom. The upper end of the hook *c* is slightly enlarged or headed, by
30 preference, to prevent it from falling through or out of the stock *b* when the screw *d* is loosened, as shown.

To apply the fastener H for use, I hang the hanger *e* upon the neck F. I then hook the
35 hook *c* into the key after the latter has been turned to lock the door, the screw *d* being loosened for the purpose of allowing the hook *c* to be moved vertically in the stock *b*. I then push up the hook *c* as far as the key will permit, and then tighten the screw *d* firmly. By
40 this means the key will be firmly held in the door in such a position as to keep it locked, it being understood that the key, before being engaged by the hook *c*, is to be turned as far
45 as possible in the direction required for locking the door. The key is also thus prevented from being pushed out of the door from the outside, and also from being manipulated by

means of tools applied from the outside. The key, however, may be very easily released by
50 loosening the screw *d*, and the fastener may then be removed, or else allowed to hang upon the neck F without engaging the key. When the fastener is removed, it may be carried upon a key-ring by hooking the hook *c* into
55 the ring, raising the said hook to its highest position, and tightening the screw *d*.

It may sometimes be expedient—as in hotels or other public places—to provide means for preventing the fastener from being removed
60 from the door with facility. This I accomplish by bending the upper end of the hanger *e* into the form of a ring adapted to receive the neck F. When the hanger *e* is so formed, I apply the fastener by removing the knob D,
65 passing the neck F through the said ring, and then applying the knob to the door in the usual manner.

This fastener is very simple in its construction and operation, is light, compact, strong,
70 and may be easily applied to various doors.

I am aware that a bow-shaped wire adapted to hang from the knob-spindle and to pass through the key-loop has heretofore been combined with a block which received the arms of
75 the said bow, and which carried a set-screw, and I do not here intend to claim the same; but,

Having thus described my invention, what I claim as new, and desire to secure by Letters
80 Patent, is—

A key-fastener consisting of the stock *b*, arranged horizontally and having a screw-threaded opening in one end, the key-hook *c*, passing vertically and freely through the stock
85 *b*, the vertical hanger *e*, applied rigidly to the said stock, and the set-screw *d*, entering the screw-threaded opening in the stock, and adapted and arranged for contact with the hook *c*, to retain the latter adjustably in the
90 stock, substantially as and for the purposes specified.

WASHINGTON DEWEY.

Witnesses:

F. F. WARNER,

HENRY FRANKFURTER.