

(No Model.)

2 Sheets—Sheet 1.

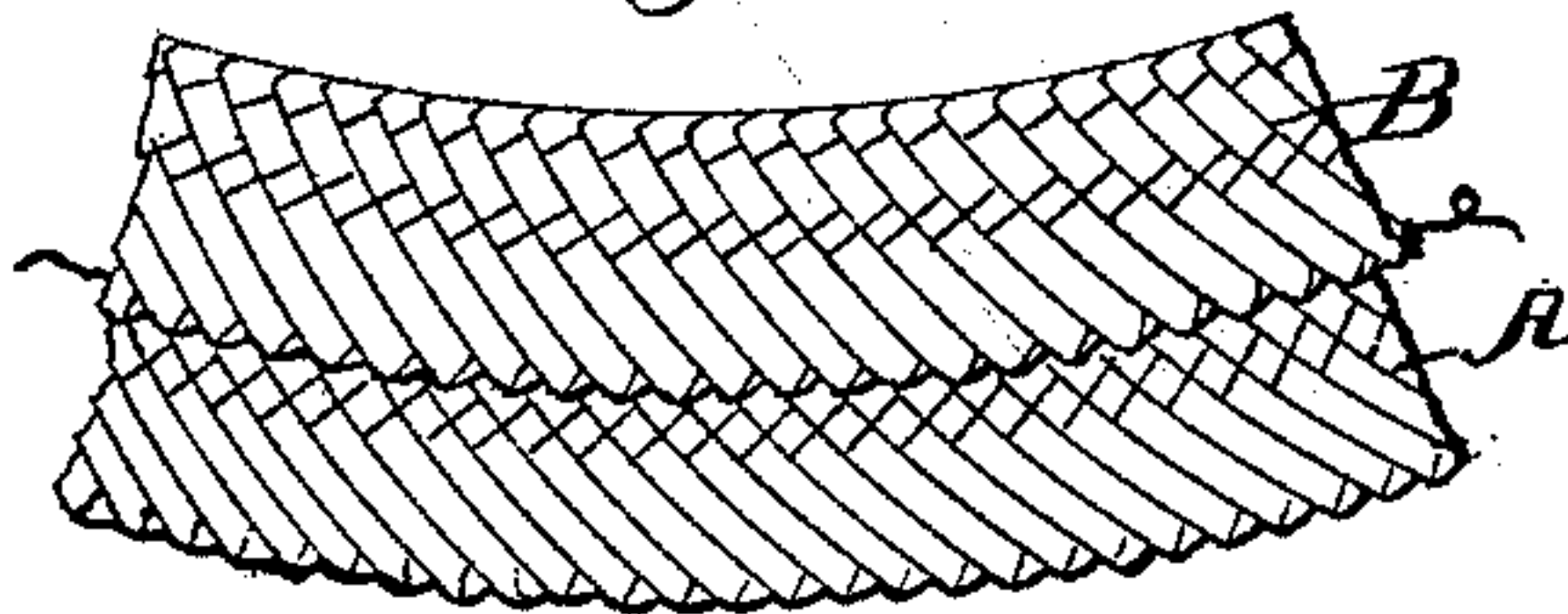
M. H. RYDER.

HAT OR BONNET.


No. 280,331.

Patented June 26, 1883.

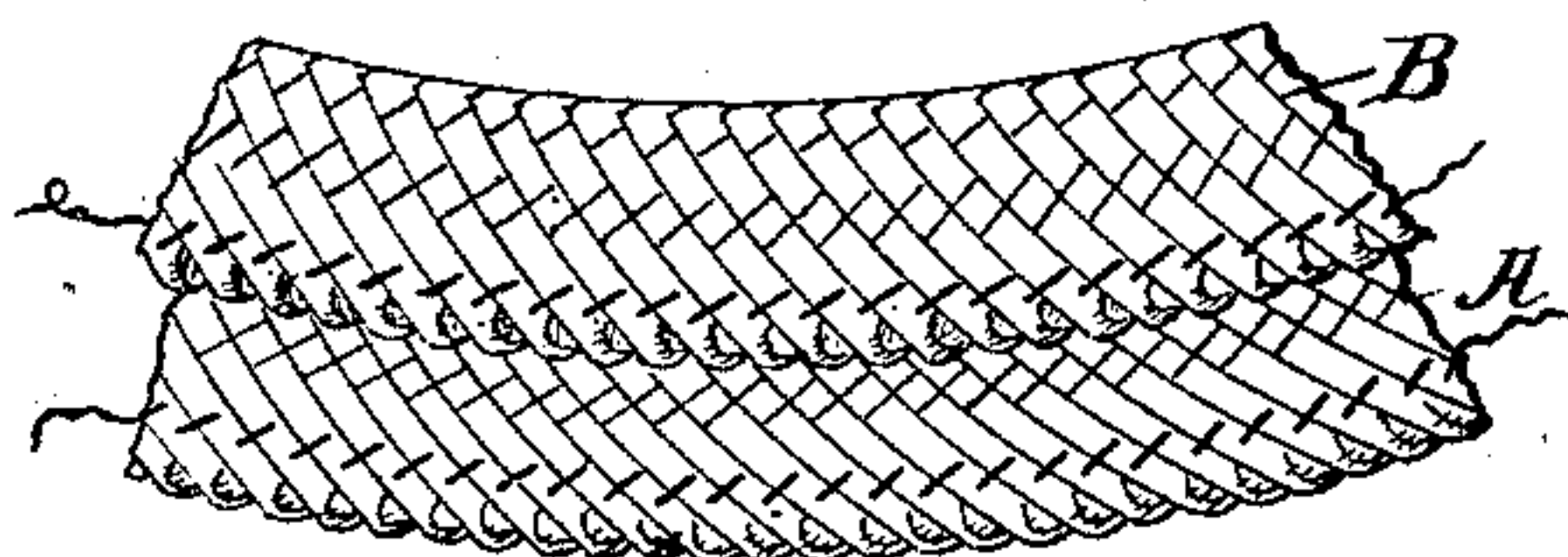
*Fig. 1.*



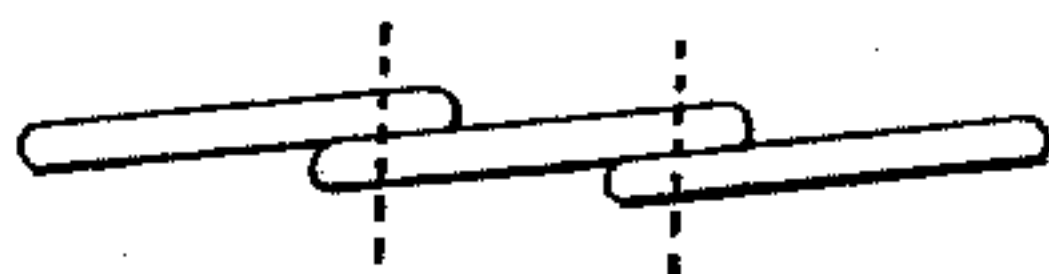
*Fig. 2.*



*Fig. 3.*



*Fig. 4.*



Witnesses:  
W. W. Mortimer,  
S. S. Williamson

Inventor:  
Martin H. Ryder  
by Crooster & Smith  
attys.

(No Model.)

2 Sheets—Sheet 2.

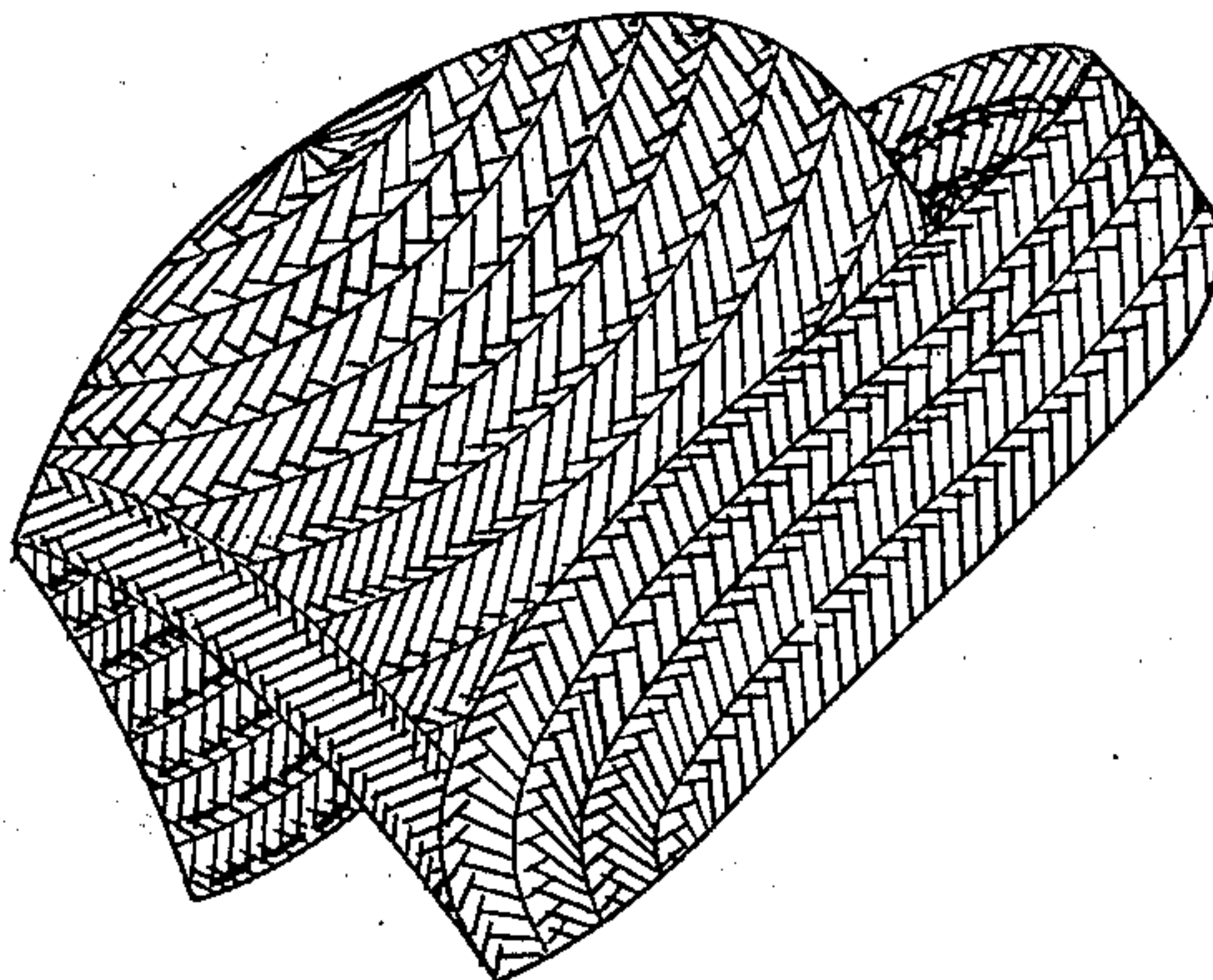
M. H. RYDER.

HAT OR BONNET.

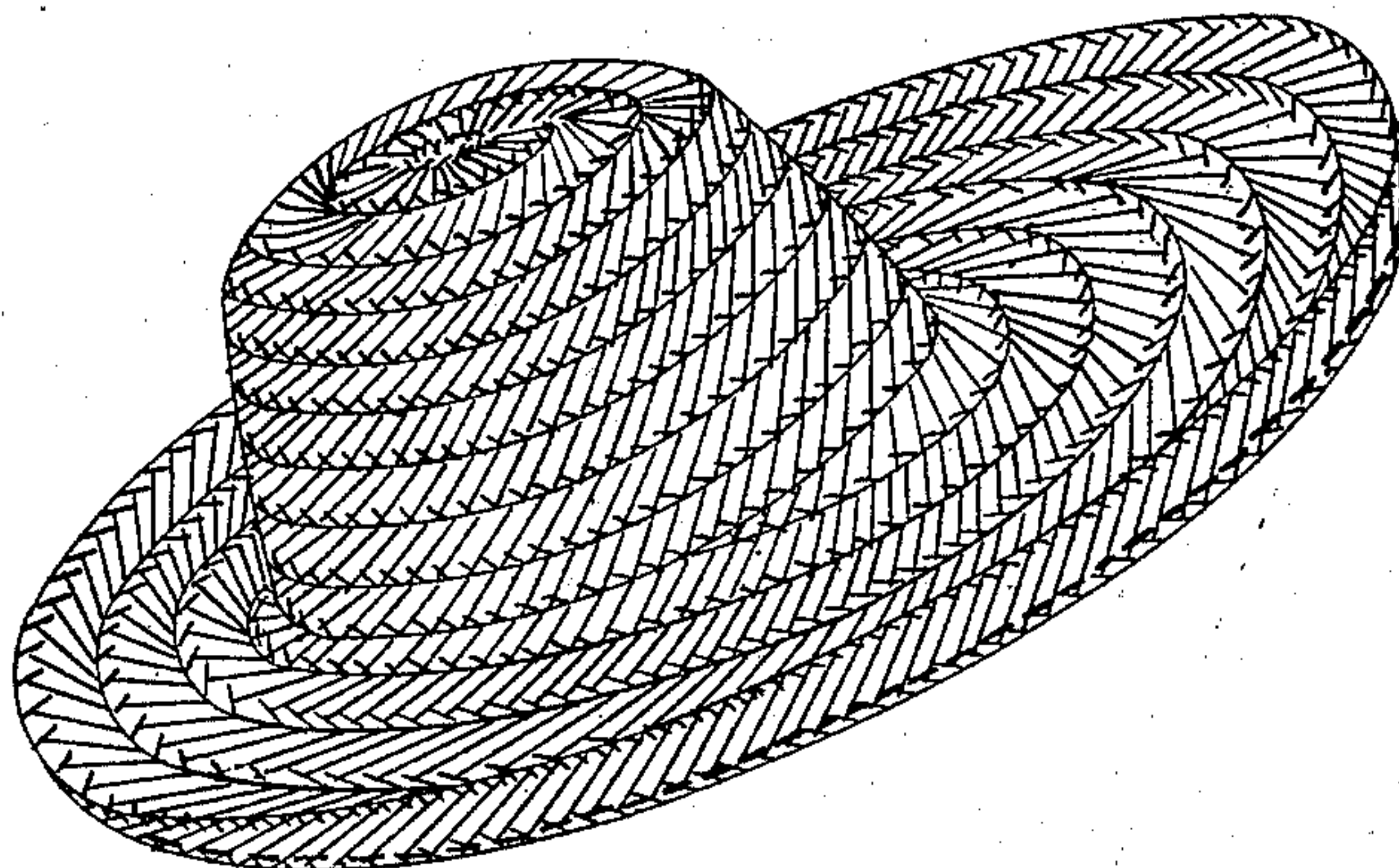
No. 280,331.

Patented June 26, 1883.

*Fig. 5.*



*Fig. 6.*



*Witnesses:*  
*W. H. Mottimer*  
*S. S. Williamson*

*Inventor:*  
*Martin H. Ryder*  
*by Crocker & Smith*  
*attys*



# UNITED STATES PATENT OFFICE.

MARTIN H. RYDER, OF STAMFORD, CONNECTICUT.

## HAT OR BONNET.

SPECIFICATION forming part of Letters Patent No. 280,331, dated June 26, 1883.

Application filed June 4, 1883. (No model.)

*To all whom it may concern:*

Be it known that I, MARTIN H. RYDER, a citizen of the United States, residing at Stamford, in the county of Fairfield and State of Connecticut, have invented certain new and useful Improvements in Hats or Bonnets; and I do hereby declare the following to be a full, clear, and exact description of the invention, such as will enable others skilled in the art to which it appertains to make and use the same.

My invention relates to the manufacture of articles made from strands of material—as, for instance, straw braid; and it consists in an article—as, for instance, a hat or bonnet—made by sewing overlapping strands of material together in such a manner that the stitches are concealed, or nearly so, on the right side of the goods.

For the purpose of enabling those skilled in the art to which my invention appertains to understand and make my improved article of manufacture, I will proceed to describe the same, referring by letters to the accompanying drawings, forming part of this specification, in which—

Figure 1 is a plan view of two strands of braid stitched together in my improved manner. Fig. 2 is a sectional view of strands stitched together in this manner, showing the manner in which the needle strikes the overlapping strand and the direction of the seam through both strands. Fig. 3 is a plan view of strands sewed together in the ordinary manner. Fig. 4 is a sectional view, showing the direction of the seam through the strands when sewed in the ordinary manner. Figs. 5 and 6 show a completed bonnet or hat made of strands sewed together in my improved manner.

A represents the lower strand, which, in stitching, ordinarily lies flat upon the surface of the needle-plate. B represents the upper strand, which is in practice the completed portion of the article which is being made. This strand, or, rather, completed portion of the article, is held in a beveled or slanting position, and is fed into the machine in such a manner that the needle cannot touch the upper surface of the strand, but strikes the edge thereof just

below the upper surface and passes diagonally through the lower corner of said upper strand, the point at which it passes out on the under side being sufficient distance from the edge to insure the seam taking firm hold of the material and render tearing out an absolute impossibility. The seam passes directly through the lower strand, substantially as in the ordinary style of stitching.

It has always been a serious objection to hats made of straw braid and other material in the shape of strands that the stitches showed plainly on the right side. If white thread is used, it soon gets soiled and gives the hat a dingy and old appearance. If colored thread is used, the color soon fades out, if exposed to either sun or rain, and the hat often has to be cast aside for that reason alone. My invention obviates this objection entirely, as the stitches do not show at all on the right side, but lie along the edge of the strands below the upper surface, so that in looking down upon a hat or bonnet made in this manner the stitches are not visible, except upon close inspection, and do not mar the appearance of the hat, as when the strands are sewed together in the ordinary manner.

It will of course be apparent that it is not an essential feature of my invention that the lower strand shall be flat and the upper strand be beveled. Both strands may be fed to the machine in a beveled position; or both may lie substantially flat and the needle be caused to operate diagonally. The essential feature of my invention is that, in stitching, the needle shall enter the upper strand on the edge, below the upper surface thereof, and at an angle to the plane of the edge of said upper strand.

Having thus fully described my invention, what I claim as new, and desire to secure by Letters Patent, is—

1. An article made of overlapping strands of material sewed together with a concealed or nearly-concealed stitch, substantially as described.

2. An article made of strands sewed together with stitches which enter the upper strand upon the outer edge, below the upper surface thereof.

3. An article made of strands sewed together

with stitches which enter the upper strand upon the outer edge, below the upper surface thereof, and pass diagonally into and through said strand.

- 5 4. An article made by stitching overlapping strands together, the stitches entering the upper strand upon its edge and passing out the lower side of said strand, some distance from

the edge thereof, and then directly through the lower strand, substantially as described. 10

In testimony whereof I affix my signature in presence of two witnesses.

MARTIN H. RYDER.

Witnesses:

JAMES WALLACE,  
A. M. WOOSTER.