

(No Model.)

D. K. WOODWARD

EASEL ATTACHMENT.

No. 280,278.

Patented June 26, 1883.

Fig. 1.

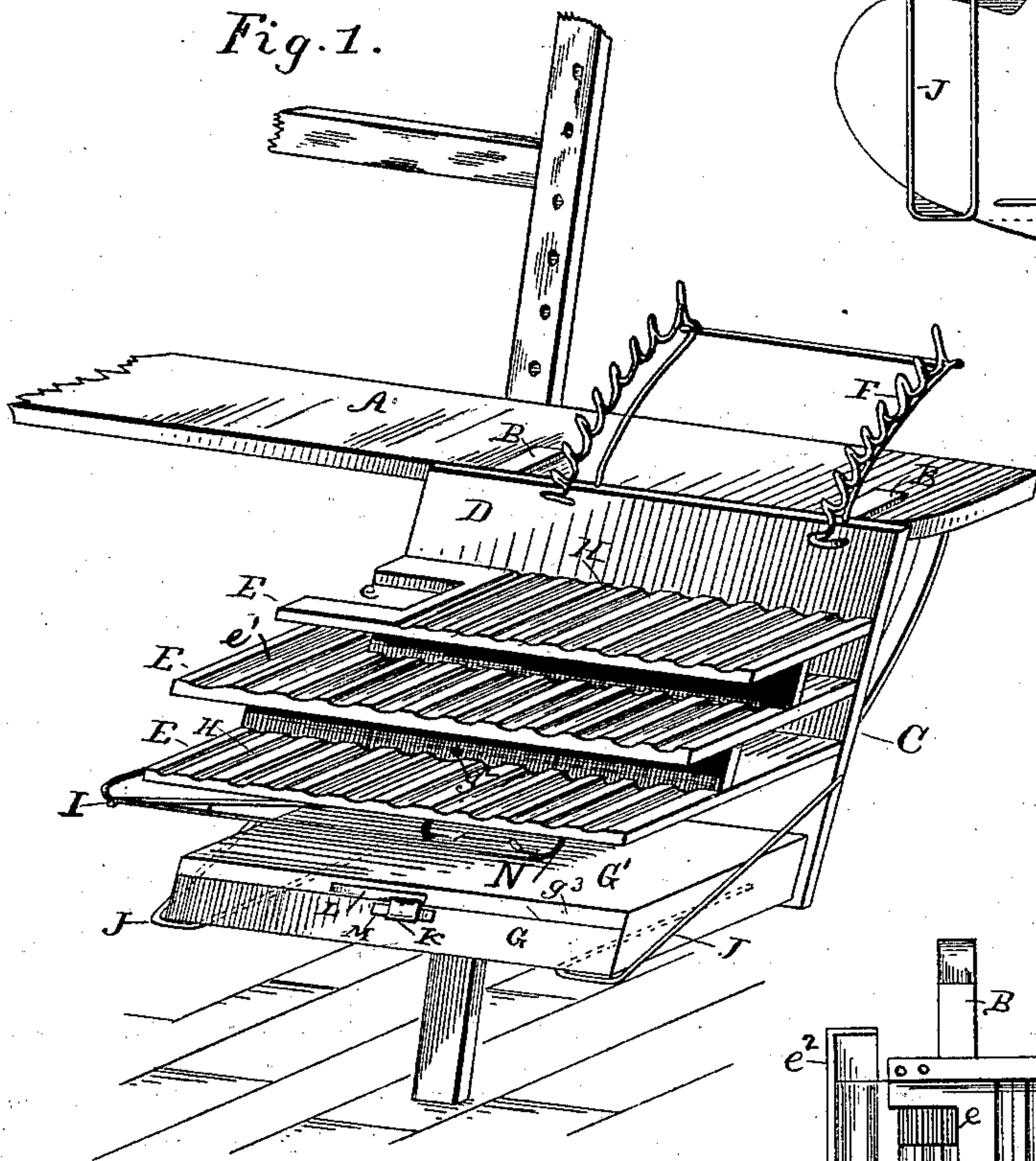


Fig. 2.

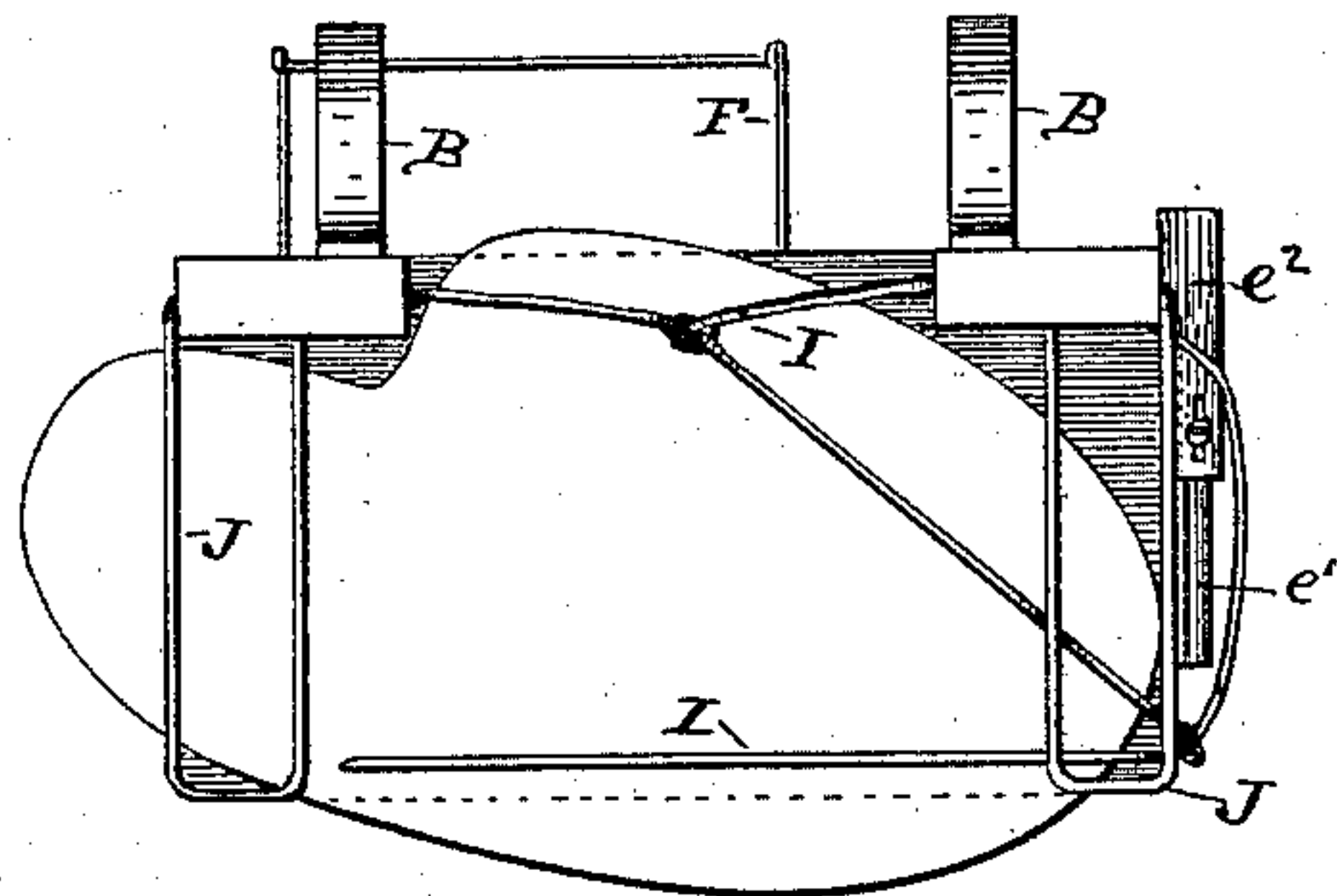
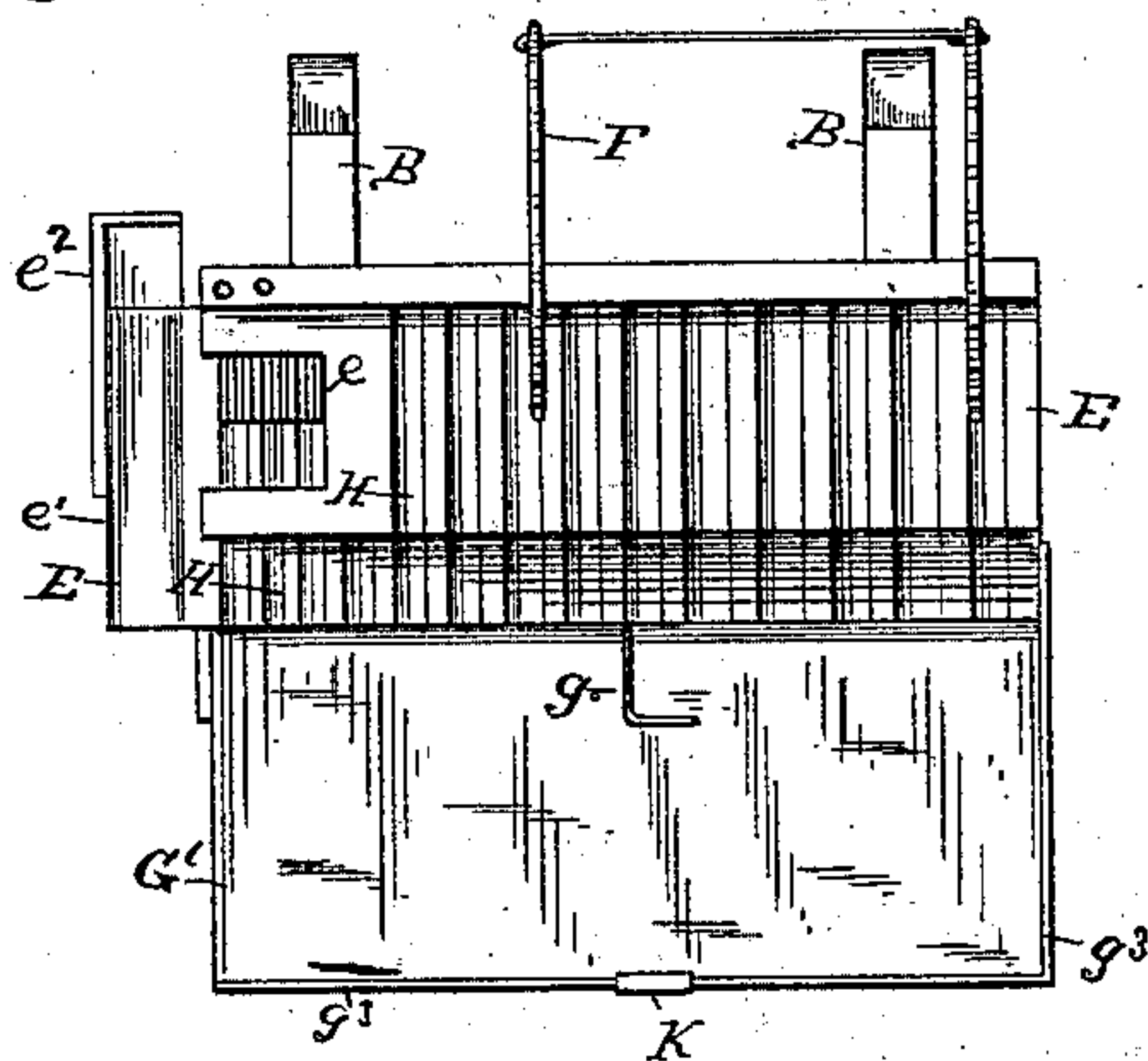


Fig. 3.



WITNESSES :

Thos. Houghton.
A. G. Lyne.

INVENTOR:

D. K. Woodward
BY *Man*
ATTORNEYS.

UNITED STATES PATENT OFFICE.

DELBERT K. WOODWARD, OF LORDSTOWN, OHIO.

EASEL ATTACHMENT.

SPECIFICATION forming part of Letters Patent No. 280,278, dated June 26, 1883.

Application filed January 2, 1883. (No model.)

To all whom it may concern:

Be it known that I, DELBERT K. WOODWARD, of Lordstown, in the county of Trumbull and State of Ohio, have invented a new and useful Improvement in Easel Attachments for Holding Artists' Utensils, of which the following is a full, clear, and exact description, reference being had to the annexed drawings, forming part of this specification.

10 This invention relates to an attachment for the shelf of an easel which is adapted to hold in a convenient position the pencils, brushes, &c., used by artists; and the invention consists of the novel construction hereinafter described and claimed.

15 In the drawings, Figure 1 is a perspective view of my invention, showing the manner of attaching it to an easel. Fig. 2 is a bottom view of the attachment, showing the holders for the palette and a box; and Fig. 3 is a plan view, showing the lid of the box arranged to form an extension-leaf of the attachment.

20 A indicates part of the shelf of an easel, to which is removably secured by clips B an attachment, C, which consists of a back, D, and a number of shelves, E, arranged in receding order, a rack, F, secured to the back, a wire holder for the palette, and another for a box, G. The shelves E are provided with transverse grooves H, for holding tubes of paint. The top shelf is provided with a recess, *e*, for holding an oil-cup, and the second shelf is provided with a projecting end, *e'*, for holding a knife, and a shield, *e''*, which is to be made adjustable to prevent the knife from sliding off. The back D is recessed, as shown in Fig. 2, to accommodate the palette, which rests upon the wire holder I. This holder is so arranged that the palette may be inserted to place at the end nearest the artist's position. A holder, J, is also provided at the bottom of the attachment, into which a box, G, may be slid in the man-

ner of a drawer. This box is formed with a lid, G', which it is intended shall be hinged upon a removable pin, in order that the lid may be taken off and inverted and arranged in the position shown in Fig. 3, where it serves as an extension of the lowest shelf. The lid is secured in this position by means of the hinge-pin *g*, which is inserted through a perforation in the hinge and a perforation, *g''*, in the attachment C. The folded part *g'''* of the lid is to be cut away at one end and side, so that it will not be in the way when the lid is used as a shelf. The lid is provided with a loop, K, secured in a slot, L, and adapted to be moved along the slot to engage with a tongue, M, on the box when it is desired to fasten the lid down. The box is also provided with a handle, N, by which it may be carried when not in the holder. The box is to be provided with compartments for holding different articles.

The attachment is adapted to rest upon the floor in an upright position, and may be used without being attached to the easel.

What I claim is—

1. An easel attachment having the grooved shelves and holders, formed of wire, for the palette, and a box, substantially as shown and described.

2. The easel attachment having shelves arranged as described, in combination with an extension-shelf formed by the box-lid and removable hinge-pin, substantially as shown and described.

3. The easel attachment having the shelves arranged in receding order, and provided with a rack located above the shelves, and clips whereby it may be secured to an easel, substantially as shown and described.

DELBERT KING WOODWARD.

Witnesses:

JACOB HARSHMAN,
L. O. HARSHMAN.