

(No Model.)

C. BEUCUS.

SPITTOON.

No. 279,633.

Patented June 19, 1883.

Fig. 1.




Fig. 2.

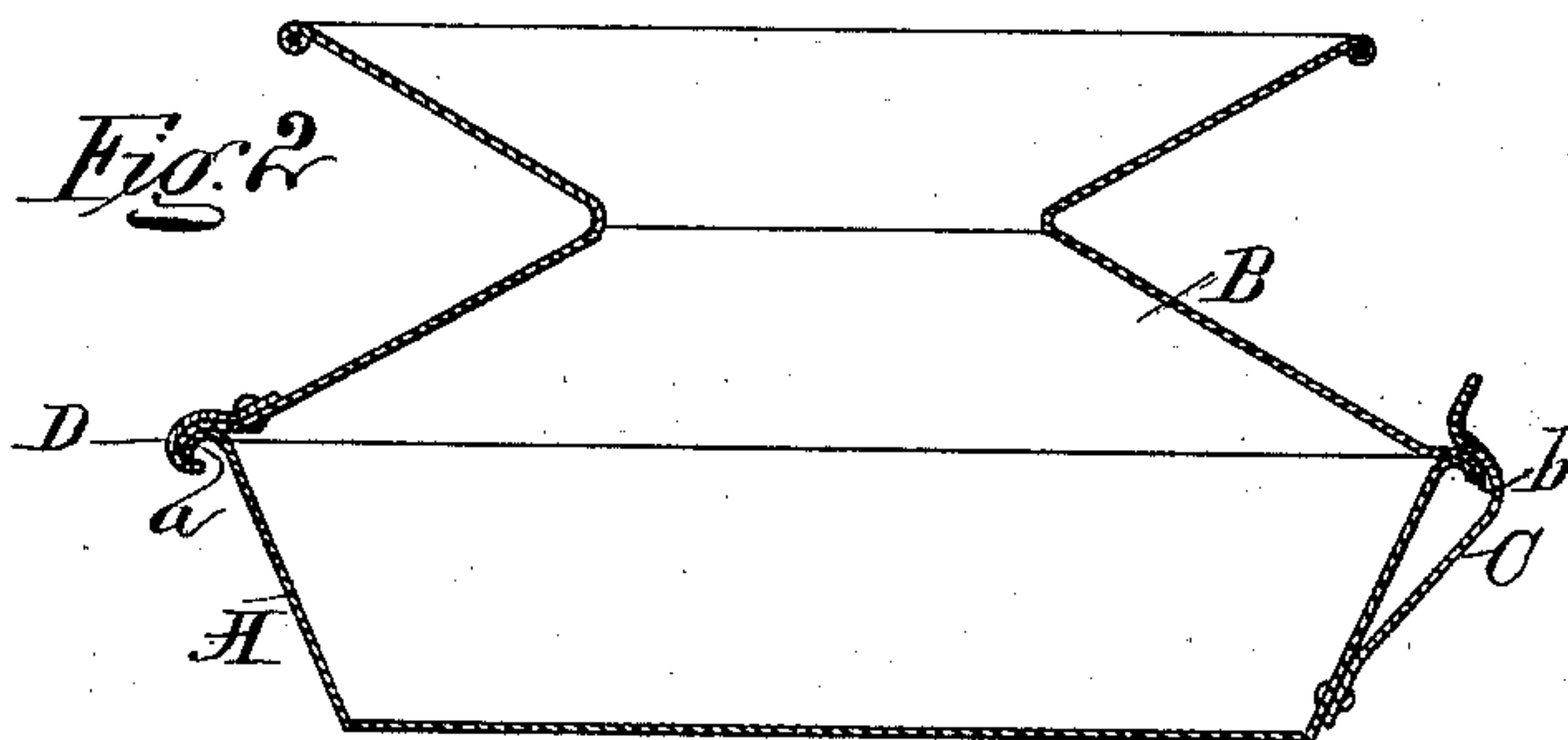
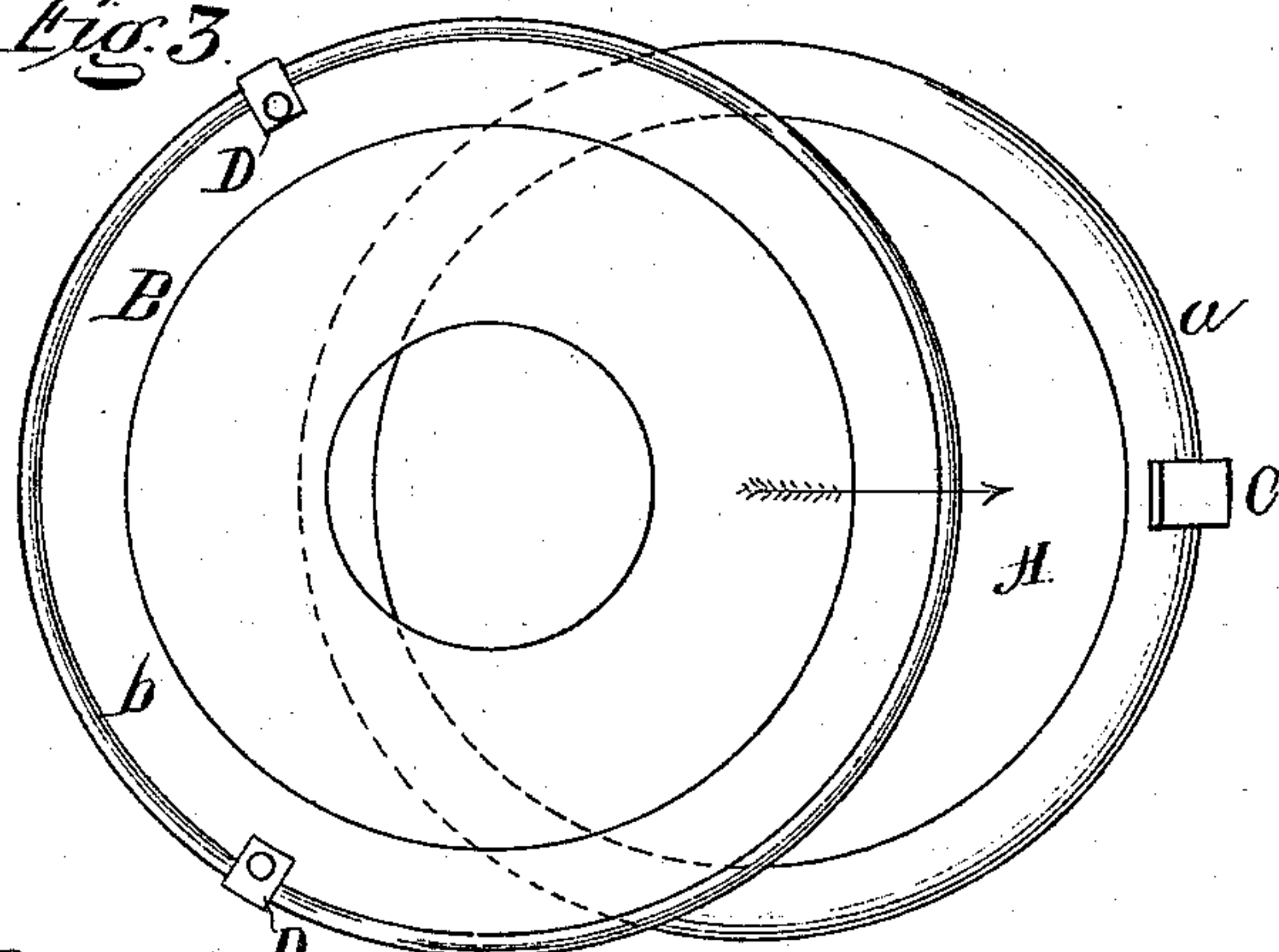


Fig. 3.



Witnesses.
E. J. H. H. H.
M. K. H. H.

Inventor:
Cephus Beucus
By
J. H. H. H. H.
Attorneys.

UNITED STATES PATENT OFFICE.

CEPHUS BEUCUS, OF WAUPUN, WISCONSIN, ASSIGNOR OF TWO-THIRDS TO
WILL DONOVAN AND ALBERT DONOVAN, OF SAME PLACE.

SPITTOON.

SPECIFICATION forming part of Letters Patent No. 279,633, dated June 19, 1883.

Application filed May 11, 1883. (No model.)

To all whom it may concern:

Be it known that I, CEPHUS BEUCUS, of Waupun, in the county of Dodge, and in the State of Wisconsin, have invented certain new and useful Improvements in Spittoons and Cuspidors; and I do hereby declare that the following is a full, clear, and exact description thereof.

My invention relates to spittoons, cuspidors, and similar receptacles; and it consists in certain peculiarities of construction whereby the upper part of the device may be readily removed from the lower part for the purpose of cleansing the same, and then easily and quickly slid back to place, and secured against accidental detachment therefrom, as will be more fully set forth hereinafter.

In the drawings, Figure 1 is a perspective view of my device. Fig. 2 is a vertical central section of the same; and Fig. 3 is a plan view, showing the spittoon partly open, with the parts in the position they occupy when it is being closed.

A is the base, and B the top. C is a spring-catch secured to the base, and D D are catches secured to the top. There may be any number of these catches D desired, either one or more; but I have found two a convenient number, disposed as shown in Fig. 3, so that when the top has been slid to place on the base they will each be equally distant from the spring-catch C, and the top and bottom will be secured at three points, and so that a horizontal transverse line from the said catch would pass centrally between the said catches D D.

To secure a tight joint and prevent any leakage the top edge of the lower part, A, is formed

with a roll, *a*, and the bottom edge of the upper part, B, is formed with a corresponding but overlapping roll, *b*, so that when the top has been slid to place on the bottom a close union of the two parts will be effected, guarded by the spring and catches against accidental separation, and yet readily parted when it is desired to empty or cleanse the receptacle.

Having thus described my invention, what I claim as new, and desire to secure by Letters Patent, is—

1. A spittoon made in two parts, wholly independent and detachable from each other, and provided with spring-catches, and adapted to be united by sliding the upper part horizontally upon the lower part, substantially as set forth.

2. A spittoon made in two independent detachable parts, the lower part having a rolled upper edge, and the upper part having an overlapping rolled lower edge, in combination with catches on each part to hold both together when slid to place, substantially as set forth.

3. A spittoon made in two independent detachable parts, consisting of the lower part, A, having rolled upper edge, *a*, and spring-catch C, and the upper part, B, having overlapping rolled lower edge, *b*, and catch or catches D D, substantially as set forth.

In testimony that I claim the foregoing I have hereunto set my hand, on this 5th day of May, 1883, in the presence of two witnesses.

CEPHUS BEUCUS.

Witnesses:

E. S. DODGE,

RICHARD GERRETSON.