

(No Model.)

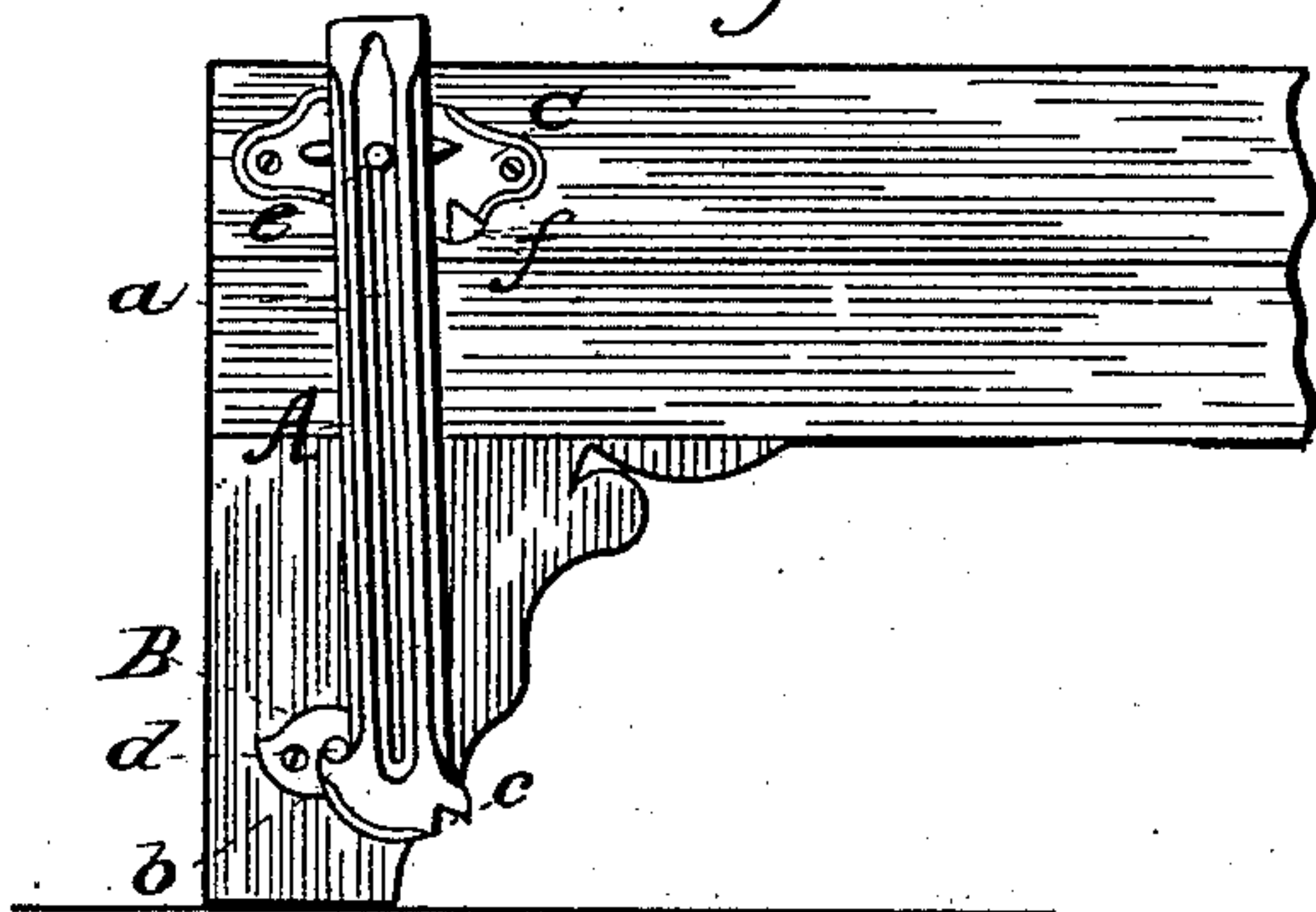
F. E. CAMPBELL.

COMBINED LEG AND CLASP FOR FOLDING LOUNGES.

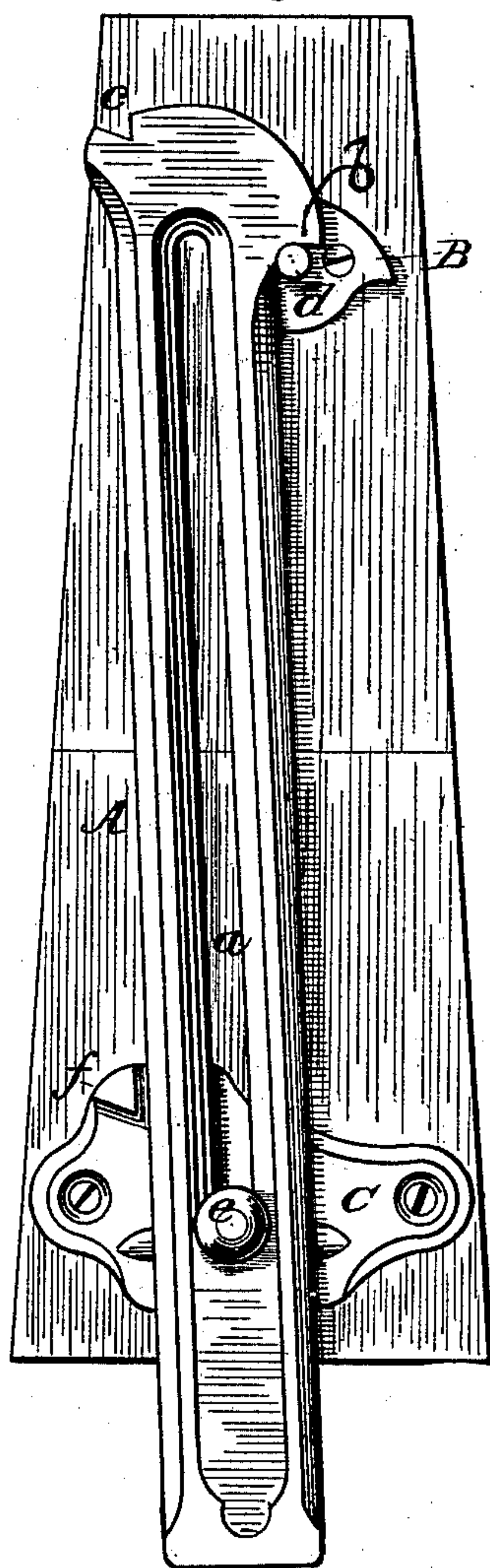
No. 279,536.

Patented June 19, 1883.

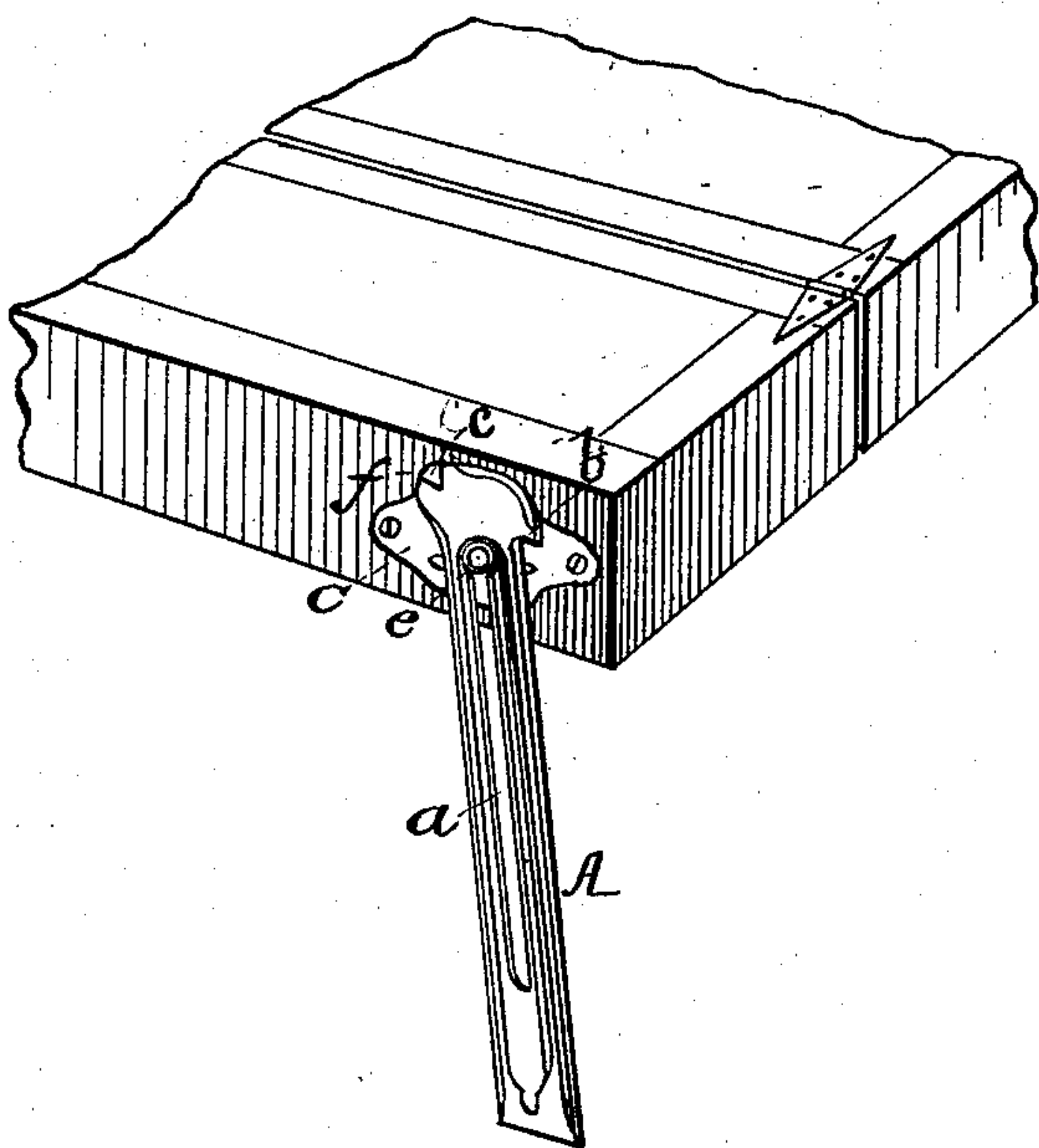
*Fig. 1.*



*Fig. 2.*



*Fig. 3.*



Witnesses:

W. Reynolds, Jr.  
Harry Bernhard.

Inventor:

Frank E. Campbell  
per Edson Bros.  
Attorneys



# UNITED STATES PATENT OFFICE.

FRANK E. CAMPBELL, OF PIQUA, OHIO.

## COMBINED LEG AND CLASP FOR FOLDING LOUNGES.

SPECIFICATION forming part of Letters Patent No. 279,536, dated June 19, 1883.

Application filed October 28, 1882. (No model.)

*To all whom it may concern:*

Be it known that I, FRANK E. CAMPBELL, a citizen of the United States, residing at Piqua, in the county of Miami and State of Ohio, have invented certain new and useful Improvements in a Combined Leg and Clasp for Folding Lounges; and I do declare the following to be a full, clear, and exact description of the invention, such as will enable others skilled in the art to which it appertains to make and use the same, reference being had to the accompanying drawings, and to the letters and figures of reference marked thereon, which form a part of this specification.

This invention pertains to an improvement in folding lounge or sofa-bed legs and clasps, having for its object to serve as a leg for the hinged section of the lounge or bed when opened or unfolded, and as a clasp for securing the parts in their folded-together position; and it consists in the employment of a longitudinally-slotted plate or appliance having a beak or hook and a notch or recess at one end, arranged upon opposite sides thereof, in connection with a headed pin or stud, and a shoulder disposed preferably upon a common plate, and a projection arranged also preferably upon another plate, substantially as hereinafter more fully set forth and claimed.

In the accompanying drawings, Figure 1 shows my invention or appliance in the capacity of a clasp. Fig. 2 shows it in a similar capacity, but enlarged and inverted; and Fig. 3 shows it in the capacity of a leg.

In putting my invention into practice, I employ a plate or appliance, A, preferably of cast metal, with a slot, *a*, in it, extending nearly from end to end thereof. At one end it is provided with a hooked projection, *b*, and a notch or recess, *c*, disposed upon opposite sides thereof, the notch being arranged upon its extreme upper end to enable it to support or receive the weight upon itself, as presently seen.

B is a bracket or casting, screwed or otherwise suitably fastened to the bed portion or bottom of the lounge or sofa at its front. The casting or bracket has a projection, *d*, at one side thereof, over which fits or hooks the beak or hooked projection *b* of the plate A, as seen in Figs. 1 and 2.

C is a second bracket or casting, suitably se-

cured to the hinged or folding section of the lounge or sofa, and having the headed stud or pin *e*, passed through the slot *a* of the plate A, and upon which the said plate is adapted to slide, and having a shoulder, *f*, which enters the notch or recess *c* of the plate A, as seen in Fig. 3.

The appliance, when used as a clasp, the folding section of the lounge being closed, is adjusted upon the headed stud or pin *e*, so as to cause its hooked projection *b* to take over the projection *d* of the casting B, and the lower end of its slot *a* to rest or bear against the pin *e* of the bracket C. When used as a leg, the folding section of the lounge being opened, the plate A is reversed end for end, and its notch or recess *c* caused to receive the shoulder *f*, while its lower end rests on the floor, thus supporting said section of the lounge or bed in a level position with the bottom thereof, as seen in Fig. 3.

This invention is very simple, inexpensive, and effectual for the purposes for which it is intended to be used.

I am aware that it is not new to provide the folding part of a folding lounge with a pivoted leg having a hook to engage with a stud on the stationary part of the lounge.

Having thus fully described my invention, I claim and desire to secure by Letters Patent—

1. In a folding lounge, a combined leg and clasp consisting of a sliding and longitudinally-slotted plate having at one end a hook and notch or recess, and means for rigidly holding the leg in position when the lounge is open, and for locking the folding and stationary parts when closed, as and for the purpose set forth.

2. The combined leg and clasp consisting of the longitudinally-slotted plate A, having at one end the hook *b* and the notch or recess *c*, and of the bracket B, having the projection *d*, and the bracket C, having headed stud or pin *e* and shoulder *f*, substantially as and for the purpose set forth.

In testimony whereof I affix my signature in presence of two witnesses.

FRANK E. CAMPBELL.

Witnesses:

WALTER D. JONES,  
M. H. JONES.