

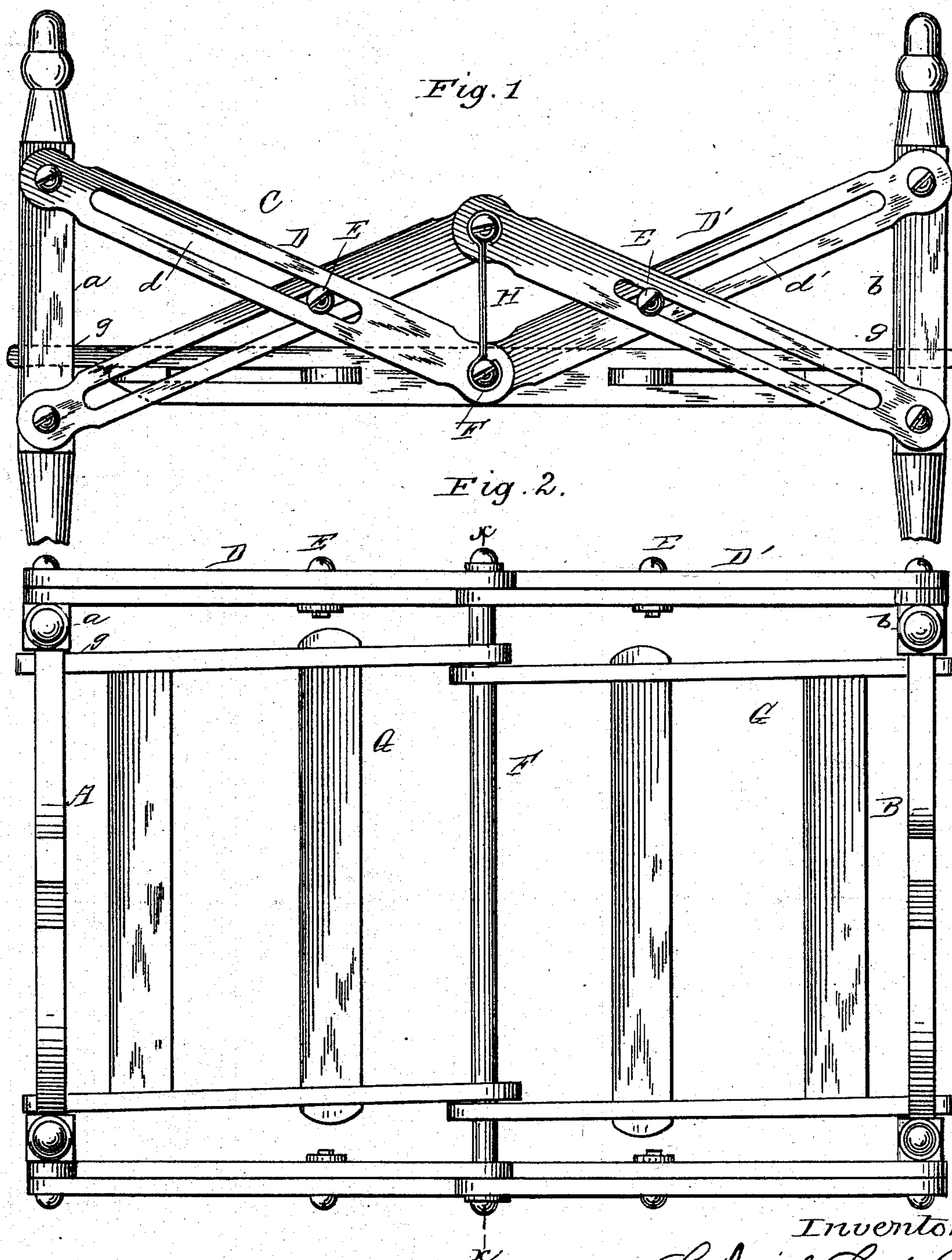
(No Model.)

2 Sheets—Sheet 1.

L. LEEDS.
FOLDING BED.

No. 278,564.

Patented May 29, 1883.



Witnesses:
C. H. Johnson
L. C. Hills

Inventor
Lodwick Leeds
Attorney

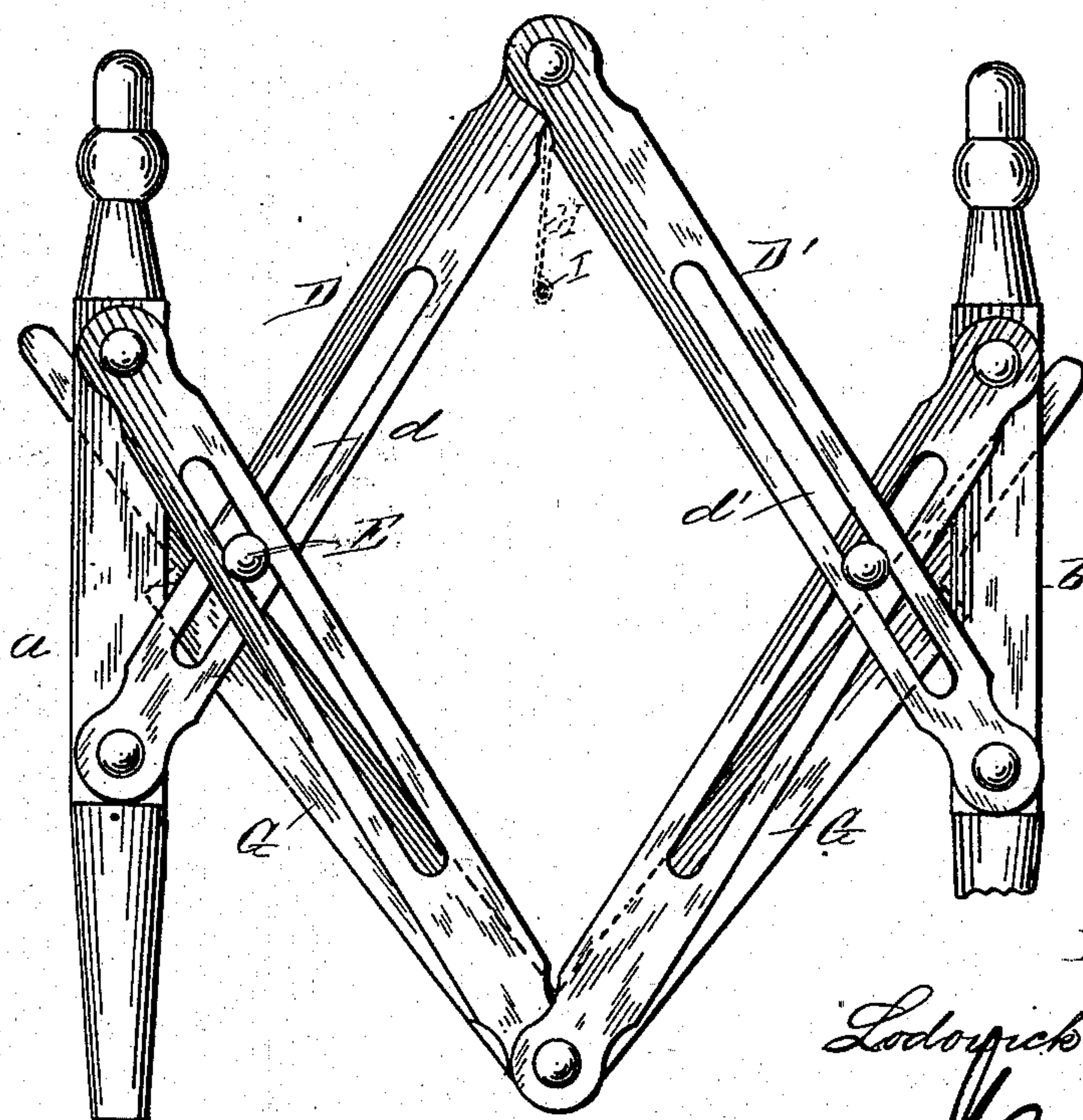
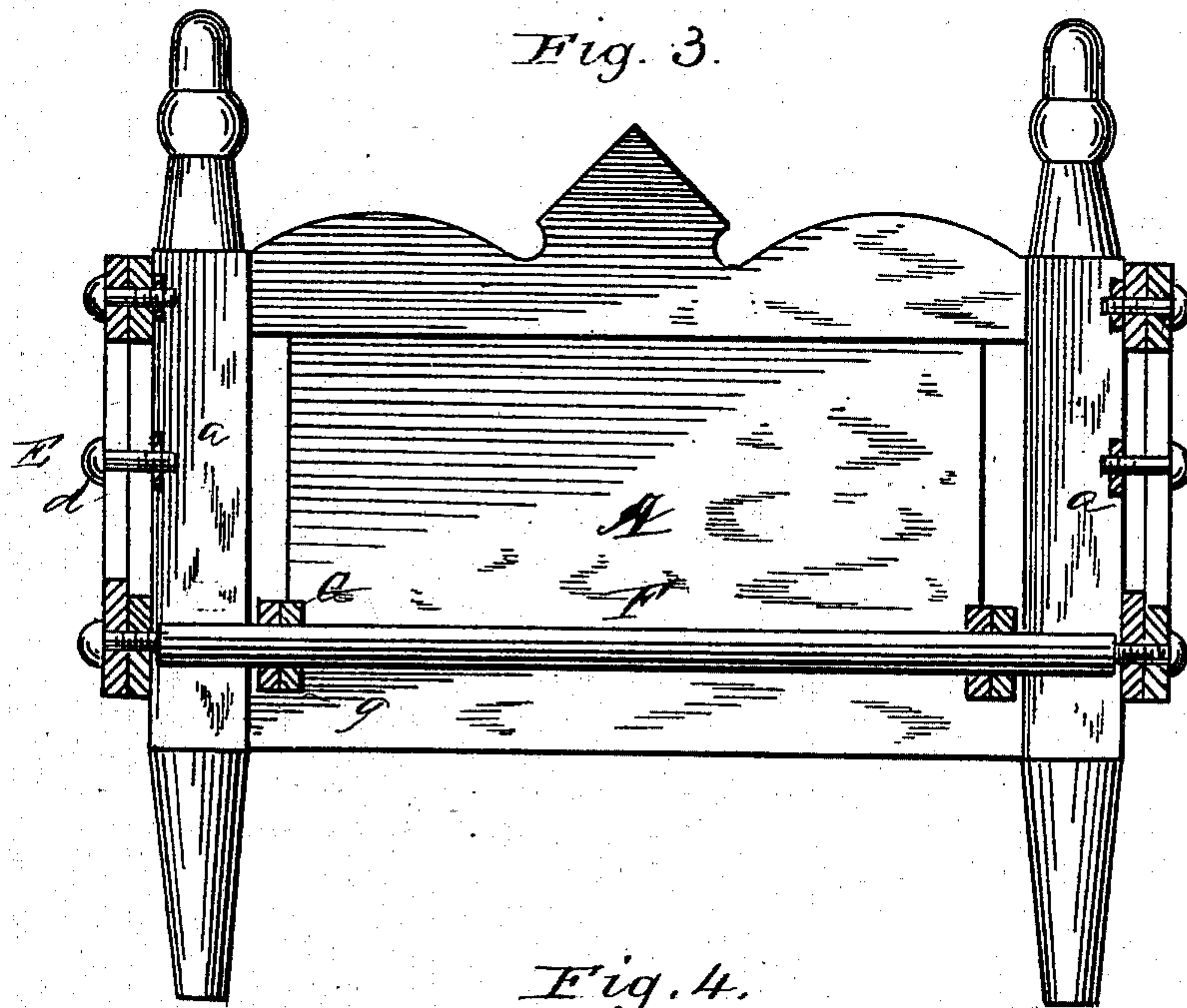
(No Model.)

2 Sheets—Sheet 2.

L. LEEDS.
FOLDING BED.

No. 278,564.

Patented May 29, 1883.



Witnesses:

E. M. Johnson
L. C. Hills

Inventor

Lodovick Leeds

Attorney.

UNITED STATES PATENT OFFICE.

LODOWICK LEEDS, OF NEW LONDON, CONNECTICUT.

FOLDING BED.

SPECIFICATION forming part of Letters Patent No. 278,564, dated May 29, 1883.

Application filed April 19, 1883. (No model.)

To all whom it may concern:

Be it known that I, LODOWICK LEEDS, a citizen of the United States of America, residing at New London, in the county of New London and State of Connecticut, have invented certain new and useful Improvements in Folding Beds; and I do hereby declare the following to be a full, clear, and exact description of the invention, such as will enable others skilled in the art to which it appertains to make and use the same, reference being had to the accompanying drawings, and to letters or figures of reference marked thereon, which form a part of this specification.

My invention relates to a folding bedstead which may be adjusted to various lengths and which may also be arranged for use as an infant's crib, its object being to provide a bedstead of this class which is simple in construction, strong and durable, and which may be readily folded into compact form for stowing away or shipping, or extended for use, as desired.

The invention consists in certain novel constructions and combinations of parts, which will be hereinafter particularly described, and pointed out in the appended claims.

In the accompanying drawings, Figure 1 is a side elevation of a bedstead constructed according to my invention. Fig. 2 is a top view thereof. Fig. 3 is a section on the line *x x*, Fig. 2; and Fig. 4 is a side view of the invention arranged for use as an infant's crib.

The letters A and B indicate the head and foot boards, respectively supported by posts *a* and *b*. The head and foot posts on each side of the bedstead are connected by lazy-tongs side pieces, C, composed of the two pairs of jointed bars D D and D' D', which have their ends pivoted to the head and foot posts, respectively. The bars D D and D' D' are slotted longitudinally, as shown at *d* and *d'*, to receive movable pivot-bolts E, which hold the two pairs of bars side by side, while allowing them to swing edgewise and move longitudinally upon each other. The pairs of bars D' D' on opposite sides of the bedstead have their jointed ends connected by a cross-bar, F, which has its ends pivoted on the pins which connect the bars of each pair together. Upon the cross-bar F are pivoted the inner ends of the two sections G G of the bed-bottom, the outer ends of the side bars, *g g*, of these sections extending loosely through slots in the head and foot boards, respectively, and resting

ing on the bottom rails, *a'* and *b'*. Upon the pins which connect the bars D D together are pivoted hooks H, adapted to engage with the outwardly-projecting ends of the pins which connect the bars D' D' together, as shown in Fig. 1, these hooks serving to hold the lazy-tongs side pieces rigid when thus engaged. It is necessary to detach these hooks when it is desired to fold the bedstead, so that when the head and foot boards are pressed toward each other the two pairs of bars on each side may separate at their centers, as shown in dotted lines, Fig. 1, to bring the bedstead to its collapsed condition for stowing away or shipping.

It will be observed that the sections of the bottom turn on the cross-bar F to fold simultaneously with the folding or collapsing of the side pieces.

When it is desired to use the bedstead as an infant's bedstead or crib, it may be adjusted so that the jointed ends of the bars D' D' touch the floor, as shown in Fig. 4, and the nuts on the bolts which pass through the slots *d* and *d'* may be screwed up tightly, so that the bars of the two pairs will be tightly clamped together between the heads of the bolts and the nuts. When the parts are in this position the hooks H will hang freely, and may be utilized to support a rod, I, for holding up a canopy, mosquito-bar, or fly-net. When it is desired to either extend farther or collapse the bedstead, the nuts on the bolts may be loosened.

Having now fully described my invention, what I claim is—

1. In a folding bedstead, the combination, with the head and foot boards, of the lazy-tongs side pieces, C, and the hooks H, substantially as described.

2. The combination, with the head and foot boards, of the lazy-tongs side pieces, composed of the slotted bars D D D' D', the bolts passing through the slots of said bars, the cross-bar F, connecting the lower pairs of bars, and the bed-bottom sections, pivoted at their inner ends on said cross-bar and loosely supported at their outer ends by the bottom rails of the head and foot boards, substantially as described.

In testimony whereof I affix my signature in presence of two witnesses.

Witnesses: LODOWICK LEEDS,
FERRIS W. DOUGLASS,
WM. B. SMITH.