

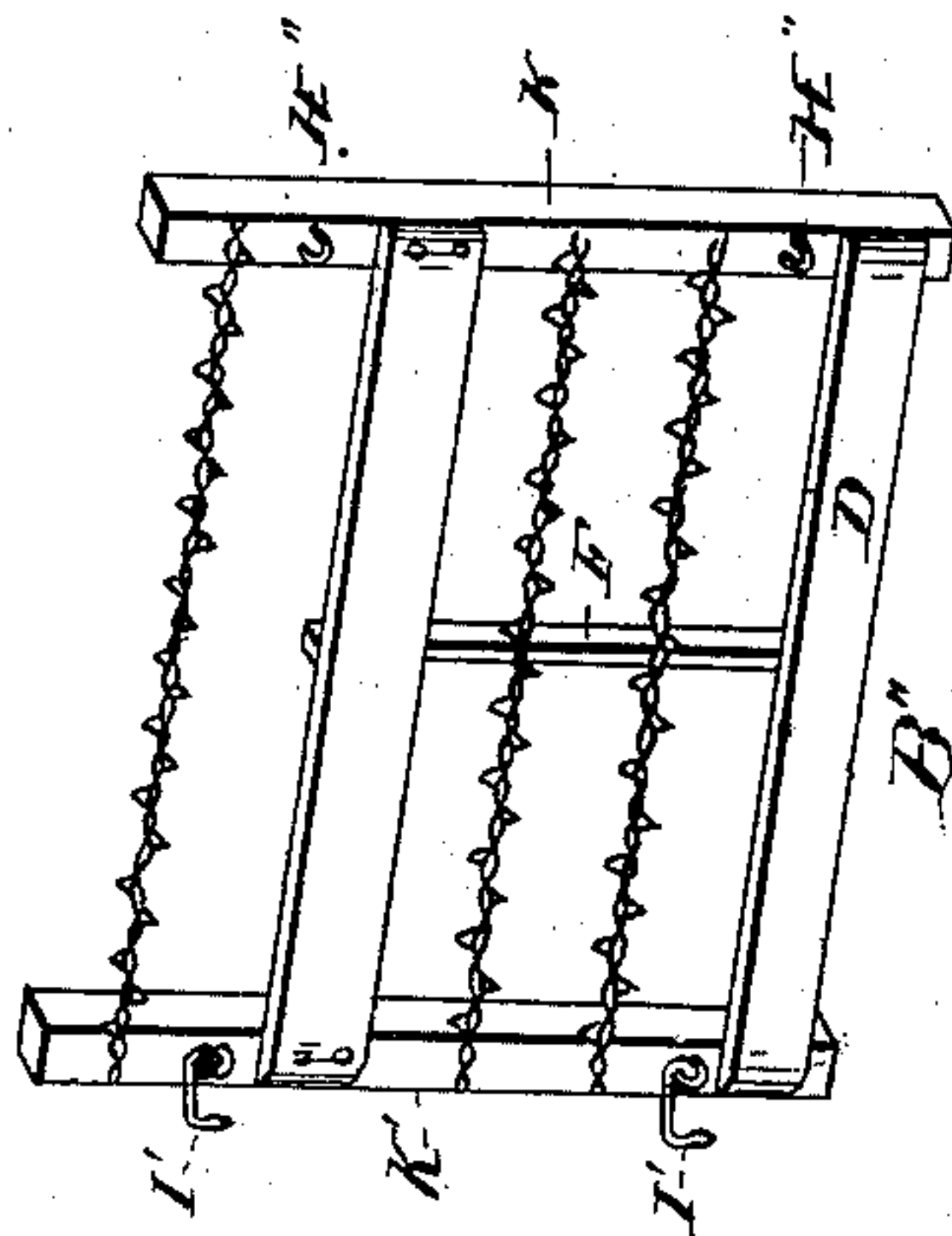
(No Model.)

D. RENIKER.

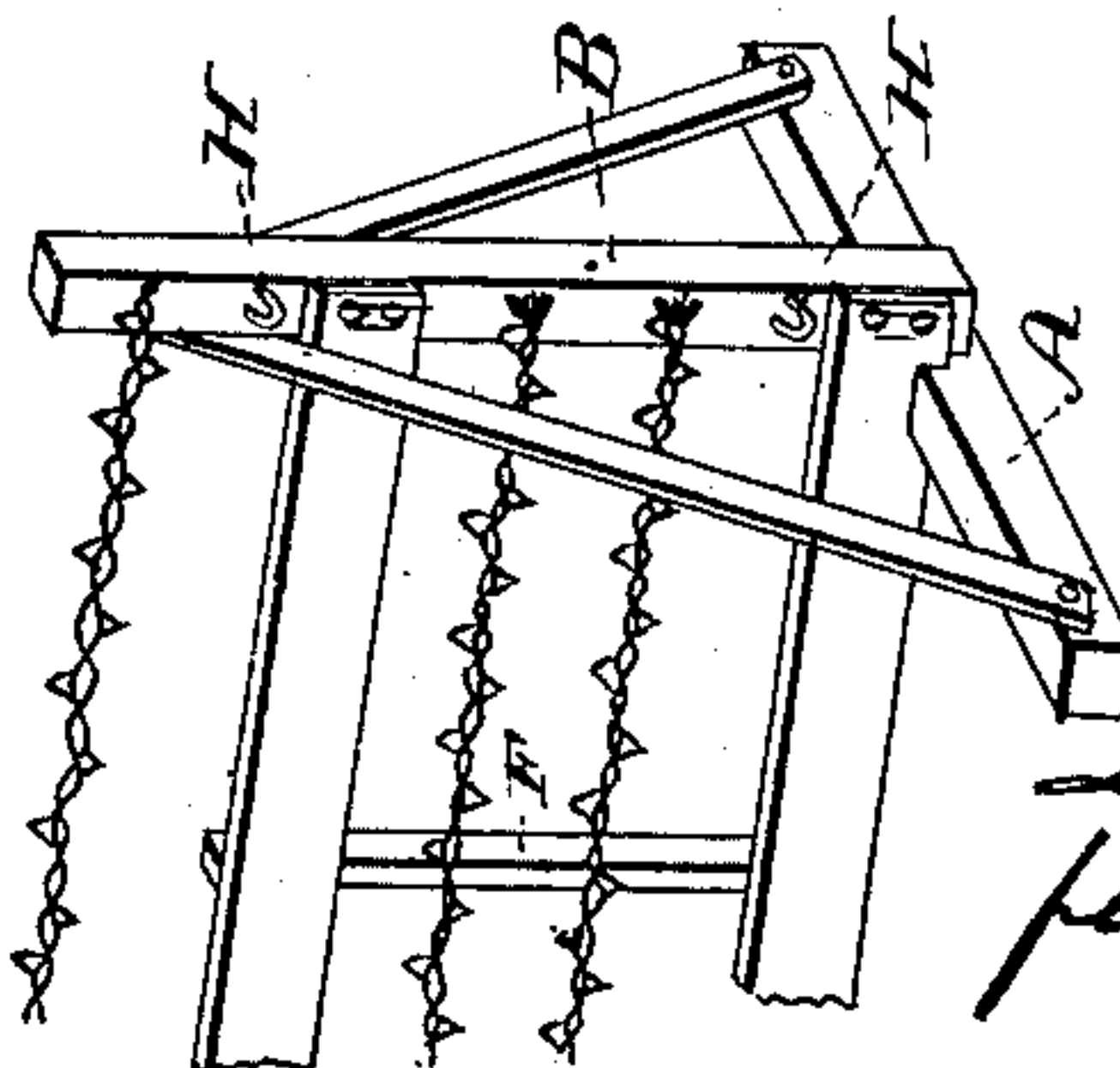
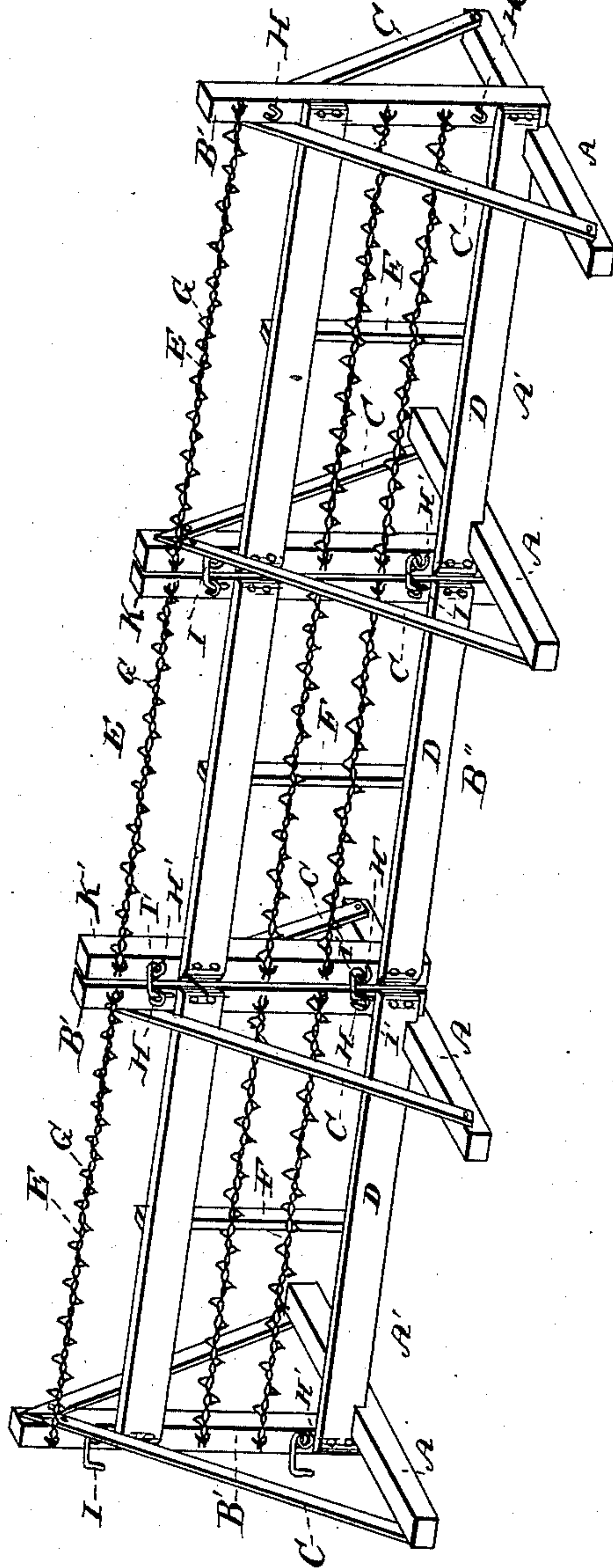
FENCE.

No. 277,930.

Patented May 22, 1883.



WITNESSES  
Chas R. Burr  
J. Solger



INVENTOR

David Reniker  
per O. E. Driffy  
Attorney

# UNITED STATES PATENT OFFICE.

DAVID RENIKER, OF WABASH, INDIANA.

## FENCE.

SPECIFICATION forming part of Letters Patent No. 277,930, dated May 22, 1883.

Application filed September 7, 1882. (No model.)

*To all whom it may concern:*

Be it known that I, DAVID RENIKER, a citizen of the United States, residing at the city of Wabash, county of Wabash, and State of Indiana, have invented a new and useful Improvement in Fences, of which the following is a specification.

My invention relates to that class of fences termed "portable," and the object of which is, first, to provide an easy means for erecting or setting up the same; second, to provide special facilities for rapidly and easily changing or removing the fence; and, third, to provide special facilities for opening the fence at numerous points. I attain these objects by the mechanism illustrated in the accompanying drawing, which shows a perspective view of my improved fence, with one of the sections removed for the purpose of leaving a passage through the fence.

The improvement consists of the sills A A, to which are secured the posts B B', which are strengthened by means of lateral braces C C and longitudinal bars or braces D D, the latter being joined by a vertical brace, F, the whole thus forming the frame-work of the stationary section of the fence. In the post B are inserted staples H H for the reception of hooks I' I', and to the post B' are secured hooks I I by means of staples H' H', by which means the sections are joined together, as will be hereinafter more fully described. The posts are also joined at suitable distances apart by longitudinal twisted wires E E E, in which are inserted and secured barbs G, and which are secured to the posts by staples or other suitable means. The removable sections consist of two posts, K K', joined similarly, and having the same connecting-braces as the stationary sections, with the exception that the sills and lateral braces are dispensed with; and, further, the post K is provided with staples H'' H'', and the post K' is provided with hooks I' I', secured in the same manner as those in the movable sections.

The operation is as follows: The stationary sections having been placed in their proper

positions, the hooks I' I' are inserted into the staples H H, which thus connect one portion of the movable section to the stationary section; then by inserting the hooks I I of the stationary section into the staples H'' H'' the sections are thus all united together. All that is necessary to do in order to open any of the movable sections is to withdraw the hooks from their connections with the staples, thus leaving said sections free to swing or to be entirely removed.

I am aware that prior to my invention fences have been constructed with movable sections, and I therefore do not claim such a combination, broadly, as my invention.

I am aware that sections of fence have been made with bases in which one of the sections could be moved laterally; also, that sections of fence have been hooked together to form a continuous worm-fence.

I am also aware that Patent No. 141,202 describes removable sections.

I am further aware that sections of fence have been composed of barbed wire and rails combined; but I am not aware that sections of fence composed of both wire and rails and having bases at each end have been used in connection with other sections similar but without bases to which they are hooked, so that the latter sections can be turned laterally or around, whereby the extra expense of forming bases on the latter sections is avoided; but

What I do claim, and desire to secure by Letters Patent, is—

The combination, in a fence, of the alternate stationary and removable sections A' B'', connected to one another by hooks and staples, by which the removable sections are adapted to turn laterally, every stationary section being provided at each end with a braced sill, A C, rigidly attached, and the removable swinging section being constructed in the manner and for the purpose set forth.

DAVID RENIKER.

Witnesses:

FRED. J. SNAVELLY,  
JOHN H. DICKEN.