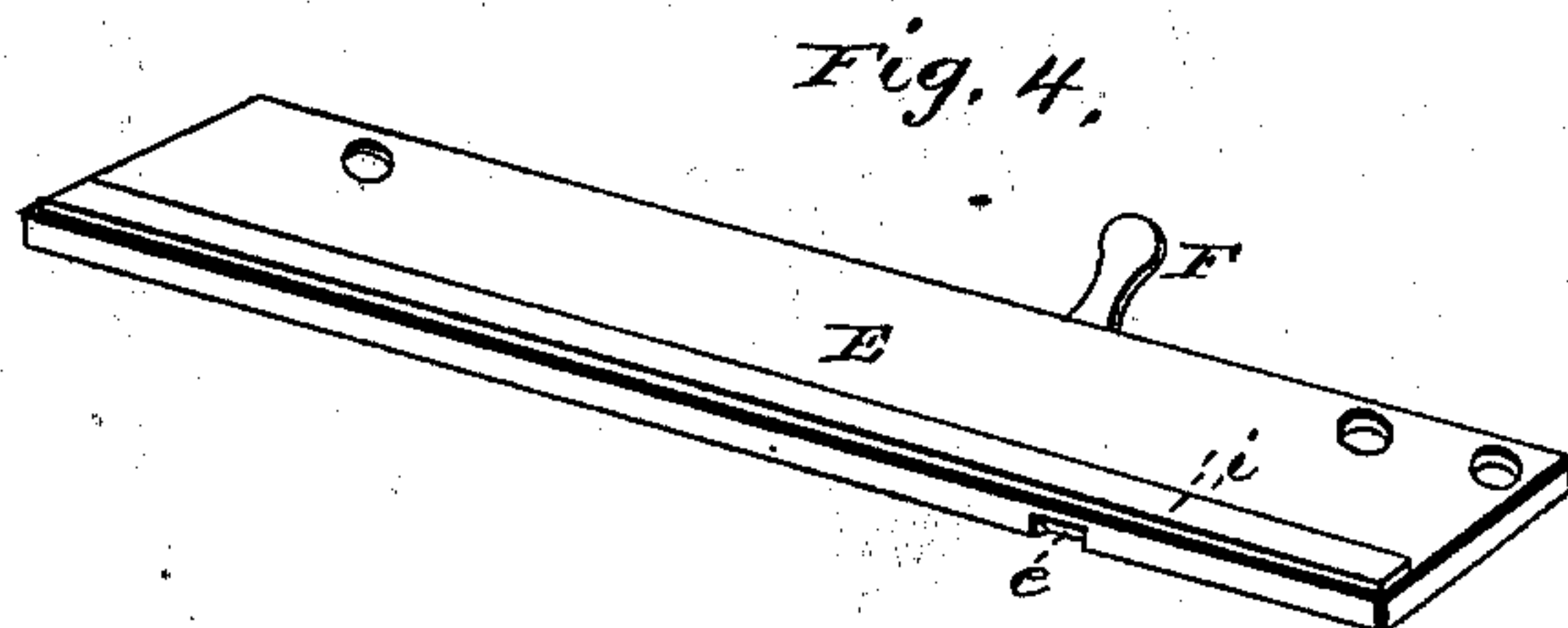
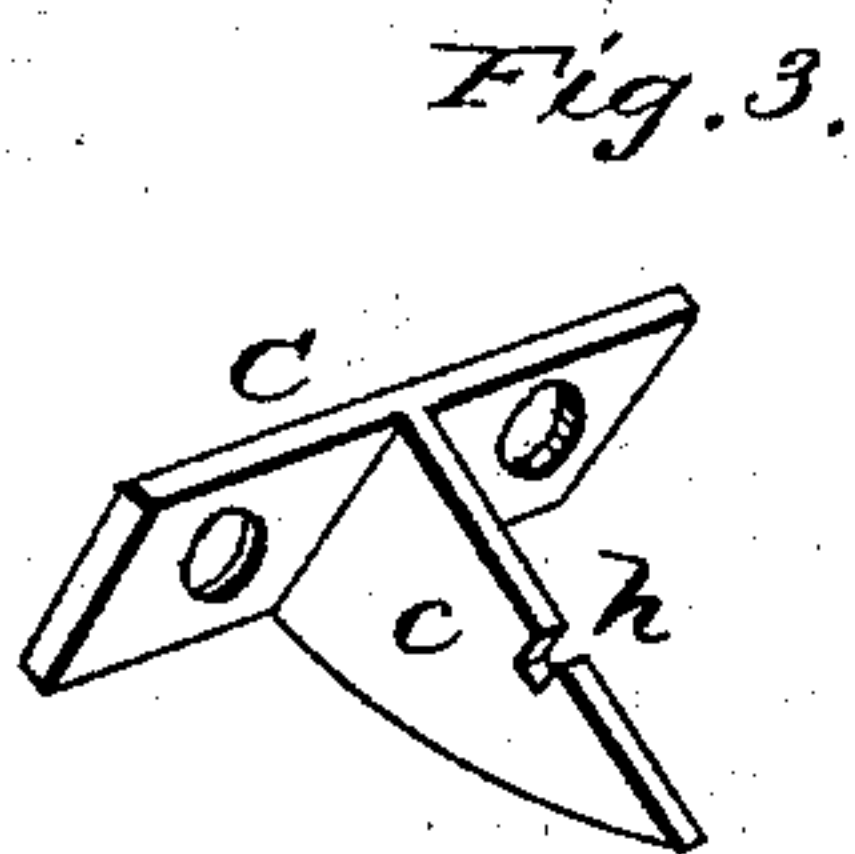
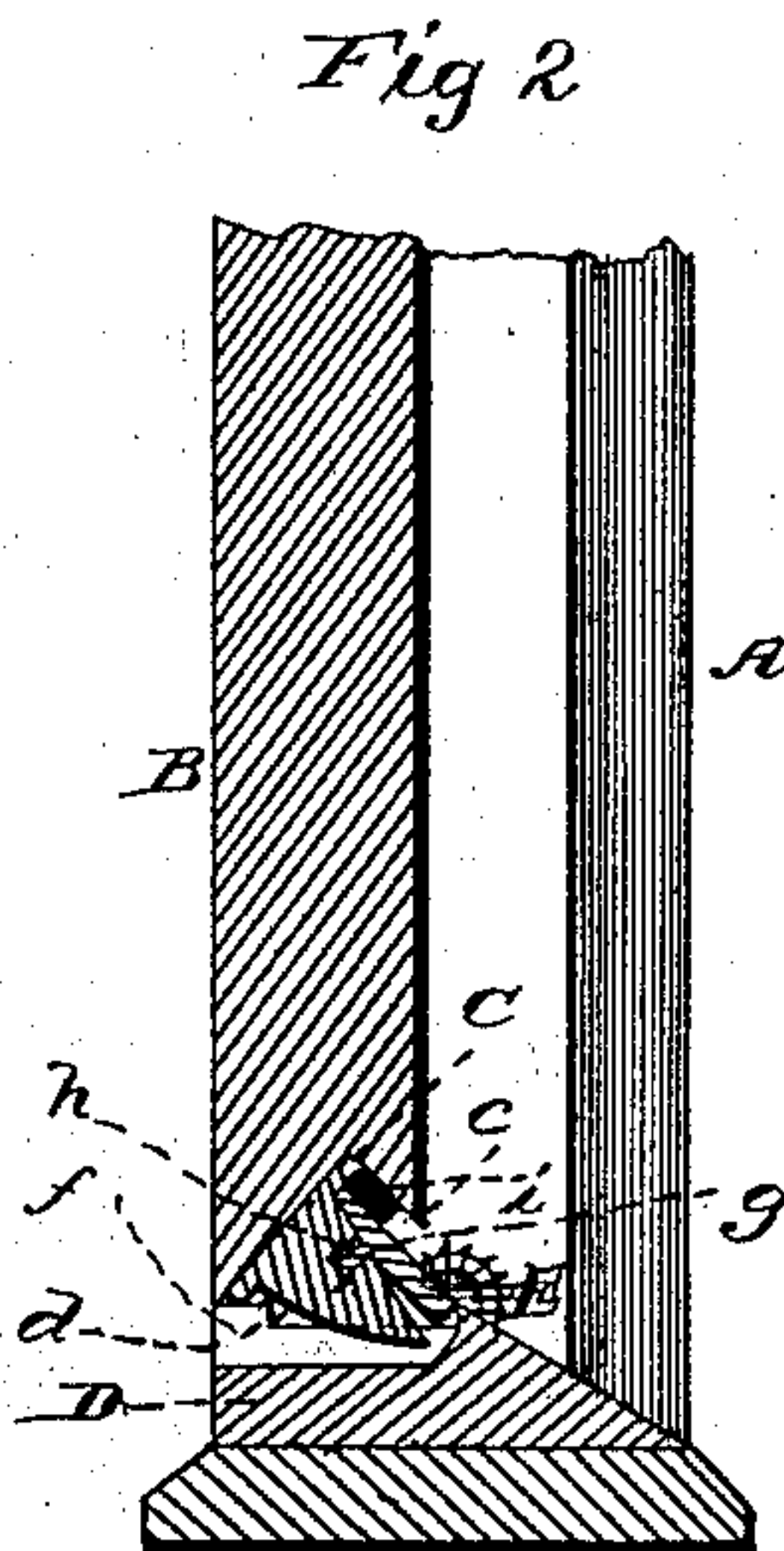
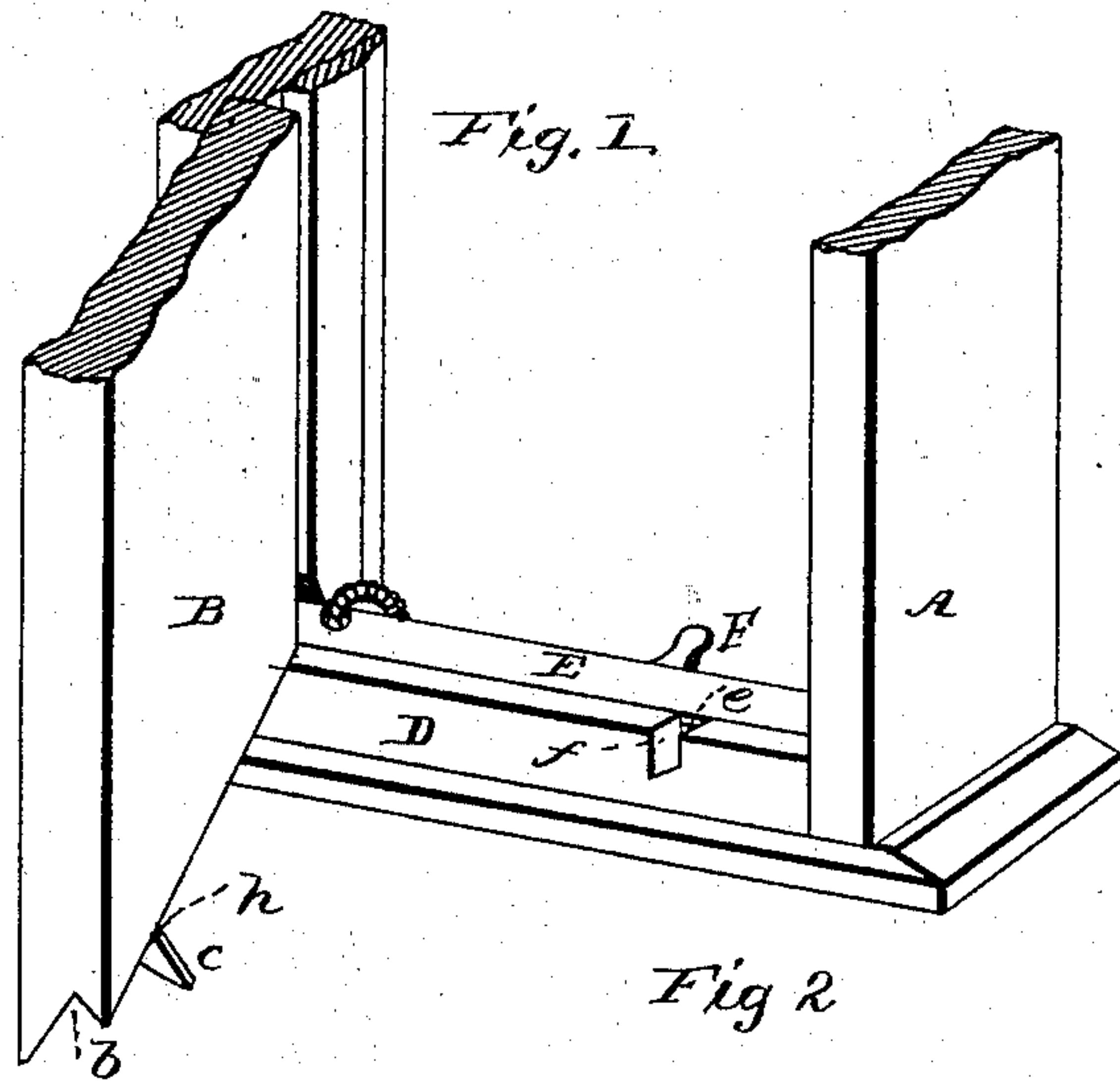


(No Model.)

T. URIE.
WEATHER STRIP.

No. 277,858.

Patented May 15, 1883.



WITNESSES:

Fred. L. Dieterich.
Jno. W. Stockett.

Thomas Urie
INVENTOR.
by Louis Bagger & Co.
ATTORNEYS.

UNITED STATES PATENT OFFICE.

THOMAS URIE, OF BOULDER, COLORADO, ASSIGNOR OF ONE-THIRD TO
FREDERICK S. HALL, OF SAME PLACE.

WEATHER-STRIP.

SPECIFICATION forming part of Letters Patent No. 277,858, dated May 15, 1883.

Application filed October 24, 1882. (No model.)

To all whom it may concern:

Be it known that I, THOMAS URIE, of Boulder, in the county of Boulder and State of Colorado, have invented certain new and useful Improvements in Weather-Strips; and I do hereby declare that the following is a full, clear, and exact description of the invention, which will enable others skilled in the art to which it appertains to make and use the same, reference being had to the accompanying drawings, which form a part of this specification, and in which—

Figure 1 is a perspective view of a door fitted with my improved weather-strip. Fig. 2 is a vertical sectional view, showing the door closed. Fig. 3 is a detail view of the spur which operates the hinged strip-plate, and Fig. 4 is a detail view of said plate.

Similar letters of reference indicate corresponding parts in all the figures.

My invention has relation to that class of weather-strips having a hinged strip upon the threshold which is lifted up in a recess in the lower edge of the door by means of a spur fastened upon the lower edge of the door; and it consists in the improved construction and combination of parts of the same, as hereinafter more fully described and claimed.

In the accompanying drawings, the letter A represents the door jamb or casing, and B the door, the under side of which has a triangular recess, *b*, to one side of which is secured a plate, C, having a projecting spur, *c*.

D is the threshold, which is rabbeted at *d* to receive the hinged plate E, the under side of which has a notch, *e*, registering with a notch or slot, *f*, in the rabbeted edge of the threshold, extending in under the hinged plate E, so as to allow the point of spur *c* to pass under the same. The upper free edge of plate E is provided with a strip, *i*, of rubber or other elastic material, which bears against the narrower side of recess *b* when the strip is lifted by spur *c*.

To secure the door at the bottom and hold it closed, a downward-projecting lip, *g*, extends across notch *e*, and is adapted to engage with a notch, *h*, in the upper edge of spur *c*, while the strip or plate E may be raised to release the spur by means of a treadle, F, or other suitable means, the elasticity of strip *i* allowing it to be compressed when the plate is raised.

Having thus described my invention, I claim and desire to secure by Letters Patent of the United States—

1. The combination, as an improvement in weather-strips of the described class, of the threshold D, rabbeted at *d*, and having notch *f*, extending the full depth of the rabbet, and hinged plate E, notched upon its under side at *e*, and with an elastic strip, *i*, upon the upper side of its free edge, with the door B, having triangularly-recessed lower edge, *b*, and plate C, with spur *c*, fastened in the said recess, and adapted to pass into notch *f* under plate E, as and for the purpose shown and set forth.

2. In a weather-strip of the described class, the combination of the plate C, fastened in recess *b* in the lower edge of the door, and provided with spur *c*, having notch *h* in its upper inclined edge, with the hinged plate E, having notch *e* in its under side, provided with transverse lip *g*, substantially as and for the purpose shown and set forth.

3. The combination of the door B, having a triangular recess, *b*, at its lower end, provided with the plate C and spur *c*, having notch *h*, rabbeted threshold D, notched at *f*, and hinged plate E, having the catch *g*, and treadle F, substantially as and for the purpose shown and set forth.

In testimony that I claim the foregoing as my own I have hereunto affixed my signature in presence of two witnesses.

THOMAS URIE.

Witnesses:

CHAS. M. CAMPBELL,
H. P. WALKER.