

(No Model.)

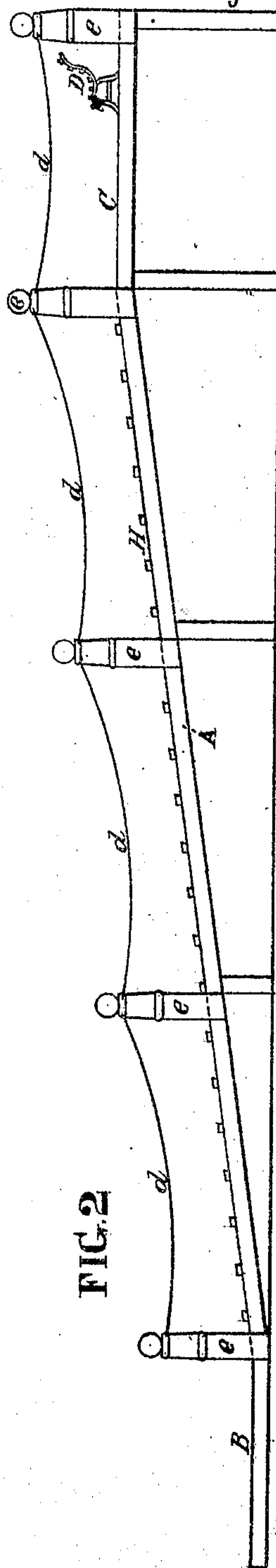
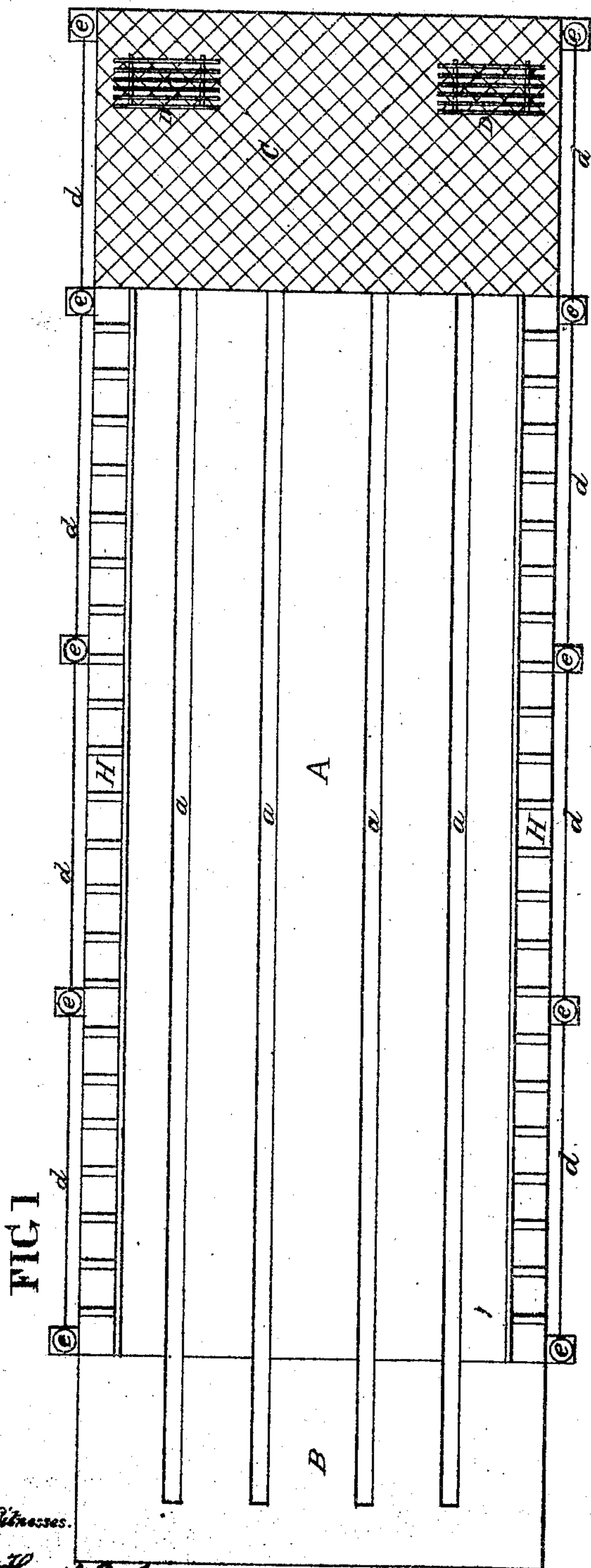
2 Sheets—Sheet 1.

R. STEEL.

INCLINED PLANE AND SLED THEREFOR.

No. 277,625.

Patented May 15, 1883.



Witnesses.

Thomas J. Bailey.
Charles A. Dwyer.

Inventor

Robert Steel

per Stephen H. Wick, att.

(No Model.)

2 Sheets—Sheet 2.

R. STEEL.

INCLINED PLANE AND SLED THEREFOR.

No. 277,625.

Patented May 15, 1883.

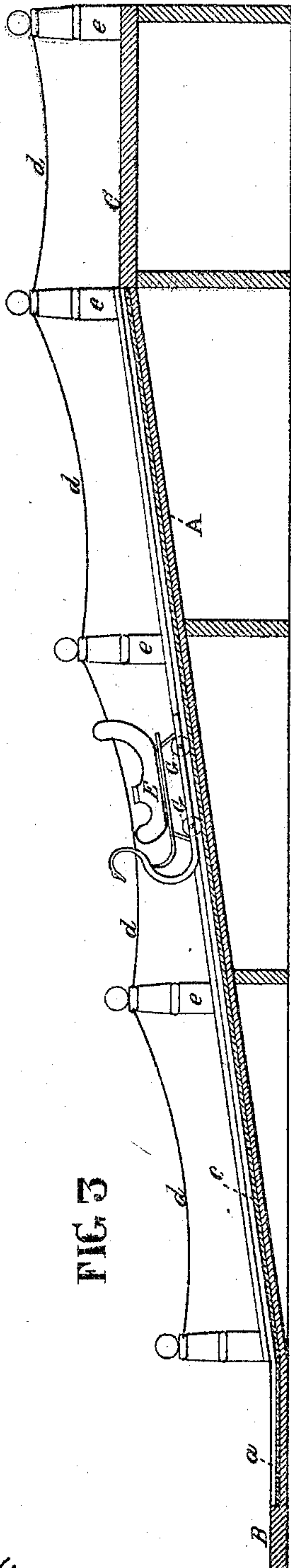


FIG. 3

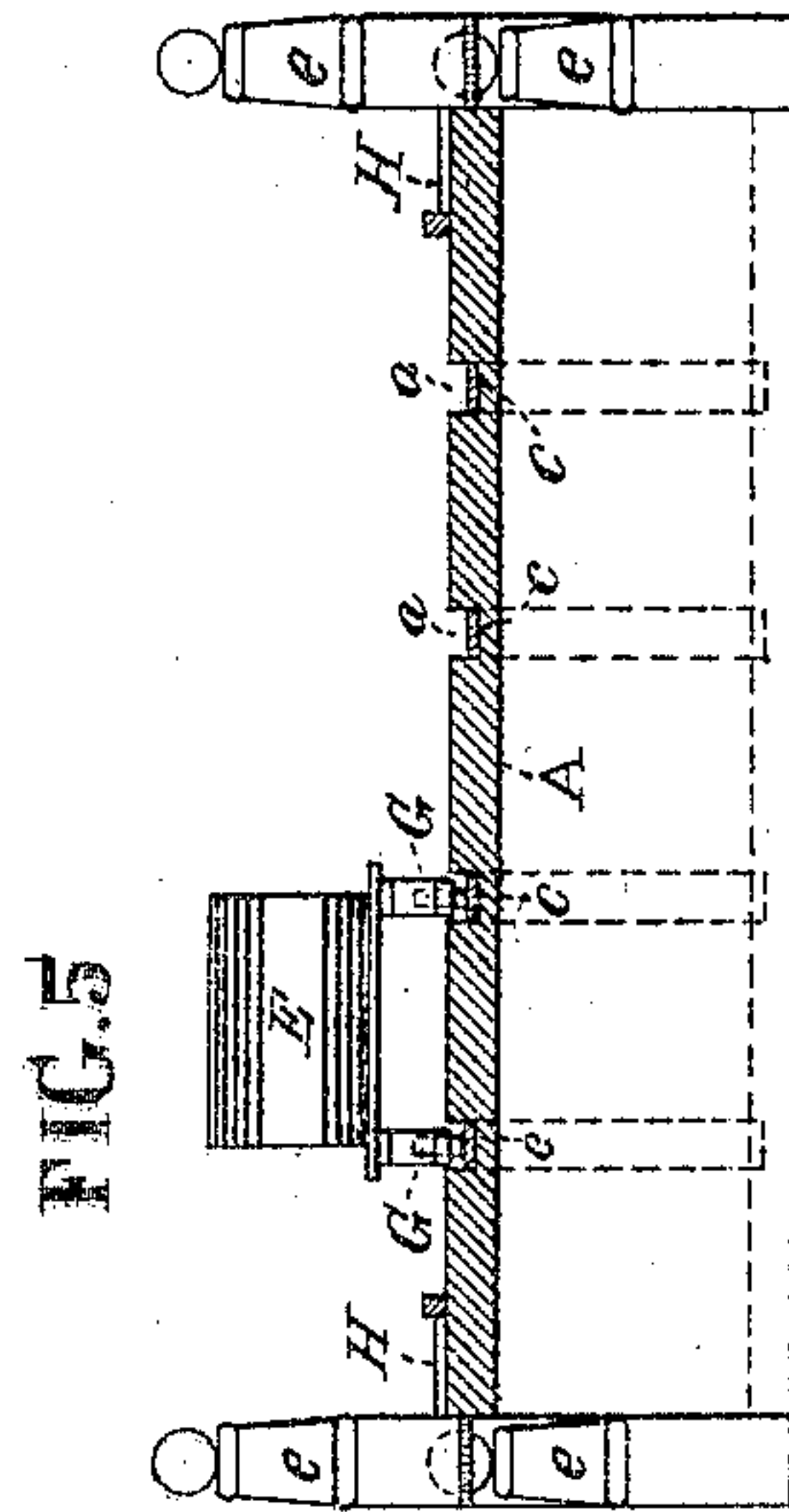


FIG. 5

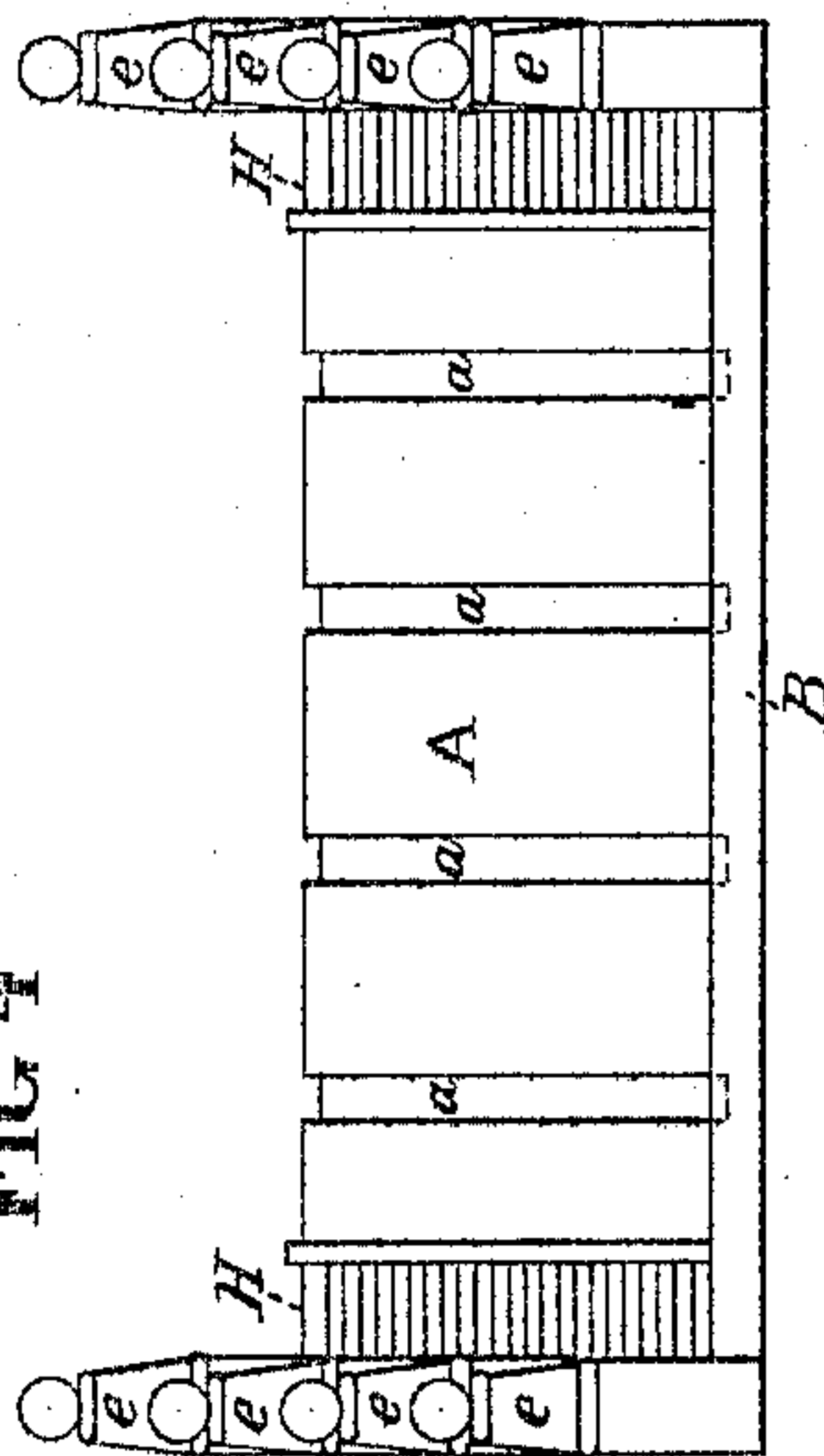


FIG. 4

Witnesses.

Thomas J. Bewley.

Charles A. Dwy.

Inventor

Robert Steel.

per Stephen Natick atty

UNITED STATES PATENT OFFICE.

ROBERT STEEL, OF PHILADELPHIA, PENNSYLVANIA.

INCLINED PLANE AND SLED THEREFOR.

SPECIFICATION forming part of Letters Patent No. 277,625, dated May 15, 1883.

Application filed February 12, 1883. (No model.)

To all whom it may concern:

Be it known that I, ROBERT STEEL, a citizen of the United States, residing at Philadelphia, in the county of Philadelphia and State of Pennsylvania, have invented a new and useful Improvement in Inclined Planes, in Combination with Children's Sleds, of which the following is a specification.

My invention consists of an inclined plane having sunken ways for guiding the sleds, provided with metallic facings, and sidewalks leading from the lower end of the plane to the upper end of the same, which have hand-ropes supported by suitable posts, in combination with sleds having friction-wheels in their runners, which engage with said ways, as hereinafter fully described.

In the accompanying drawings, which make a part of this specification, Figure 1 is a plan view of the inclined plane A and parts permanently connected with it. Fig. 2 is a side elevation of the same. Fig. 3, Sheet No. 2, is a longitudinal vertical section at the line *x x* of Fig. 2. Fig. 4 is an end elevation. Fig. 5 is a cross-section at the line *y y* of Fig. 2.

Like letters of reference in all the figures indicate the same parts.

A represents an inclined plane having a level terminus, B, at its foot, and a platform, C, at its head, provided with settees or other seats, D. The inclined plane is provided with grooved ways *a*, sunk below the surface of the plane, and faced with iron strips *c* for guiding the sleds E in their descent, the runners *b* being furnished with friction-wheels G, as represented in the drawings.

The inclined plane may rest on the ground of suitable grade, or, when that is not convenient, be supported in any desirable manner.

At each side of the plane A there is a walk, H, for the ascent of the sleds, provided

with side ropes, *d*, to assist in passing up with their sleds, returning to the head of the plane, the ropes being supported at suitable distances apart by means of posts *e*. When necessary to give proper facility for the return, when many tracks are used, other walks may be provided between some of the tracks.

From the above description it will be seen that the invention is in a remarkable degree calculated to give pleasure and satisfaction to the children that will have the opportunity of enjoying their favorite exercise without having to wait for a return of winter, especially as they may engage in it without experiencing winter's cold blasts and other uncomfortable features of bad weather in going to and returning from their exercise.

The invention, as will be seen, admits of the inclined plane being constructed for the use of a single sled when circumstances require it for private use, and otherwise to a limited extent, and that it admits of being either constructed of boards or other material by means of which the ways for guiding the sleds can be conveniently constructed.

I claim as my invention—

1. In combination with the inclined plane A, having sunken ways *a*, one or more sidewalks, H, leading from the terminus B to the platform C, and having hand-ropes *d*, supported by posts *e*, to assist persons in their ascent to the platform, substantially as described.

2. In combination with the inclined plane A, provided with sunken ways *a*, the sleds E, having in their runners *b* friction-wheels G, substantially in the manner and for the purpose set forth.

ROBERT STEEL.

Witnesses:

THOMAS J. BEWLEY,
STEPHEN USTICK.